

# **A Guidebook to Minnesota's Public Transportation Network**

Prepared by the Minnesota Department of  
Transportation with assistance from the  
Metropolitan Council

For further information, contact:

**Minnesota Department of Transportation**

Office of Transit

395 John Ireland Boulevard, MS 430

St. Paul, MN 55155

651.366.4191 (Telephone)

651.366.4192 (Fax)

This entire report is available online at:

<http://www.dot.state.mn.us/transit>

## **A MESSAGE FROM LT. GOVERNOR/TRANSPORTATION COMMISSIONER CAROL MOLNAU:**

Through 2007, the Minnesota Department of Transportation and the Pawlenty administration have maintained their commitment to improving transportation in Minnesota. As our transportation systems and our population age, a wider variety of transit options will be needed. The continued efforts of moving people through transit have provided several year-end achievements for both the Twin Cities Metro area and greater Minnesota.

The Minnesota Legislature provided a key milestone at the end of the 2007 legislative session by dedicating 40 percent of Motor Vehicle Sales Tax revenue to transit with 36 percent for the Metro area and four percent for greater Minnesota phased in over five years. This dedication was an acknowledgment of the importance of transit to a balanced transportation system. This new revenue will help expand transit services and operating subsidies in rural and Metro areas. It may also create opportunities to provide more modal choices such as commuter rail, light rail and bus rapid transit lines.



The increase in transit trips in 2006 continues to be maintained statewide in 2007. Metro Transit is expected to exceed their goal of 75 million rides, up from 73.4 million in 2006. Greater Minnesota had an increase of 375,000 trips from 2005 to 2006, and is projecting a similar increase for 2007.

The Northstar Commuter Rail project from Minneapolis to Big Lake in the northwest Metro area will receive a full funding grant agreement this winter from the Federal Transit Administration. Once federal matching funds are appropriated by Congress, construction can begin on the project. Completion of the Northstar Commuter Rail project is scheduled for fall of 2009.

Please read the 2007 Transit Report to learn more about Minnesota's publicly funded transit systems. Improving transit networks and operations is only possible through continued partnerships and an increased use of technology and best practices.

## Table of Contents

<b>Introduction .....</b>	<b>1</b>
<b>2007 Transit System of the Year .....</b>	<b>2</b>
<b>2007 Bus Rodeo .....</b>	<b>3</b>
<b>Program Overview .....</b>	<b>4</b>
Mn/DOT's Mission.....	4
Statutory Purpose-Mn/DOT .....	4
Metropolitan Council's Mission .....	4
Statutory Purpose-Metropolitan Council Transportation Division .....	4
Table I – 2006 MN Public Transit Total Operating Costs .....	5
Table II – 2006 MN Public Transit Ridership ....	5
Graph I – 2006 Greater MN Funding Sources for Total Operating Costs .....	6
Map I – 2007 Greater MN Public Transit Systems .....	7
Graph II – 2006 Metro Funding Sources for Total Operating Costs .....	8
Map II & III– 2006 Twin Cities Metropolitan Area Public Transportation Systems .....	9
<b>Program Management .....</b>	<b>10</b>
Introduction .....	10
Funding Partnerships.....	10
Graph III – 2003-2007 Greater MN Funding Sources for Total Operating Costs.....	10
Greater MN Transit Fund .....	11
State Public Transit Assistance.....	11
2006 Bonding for Metropolitan Transit.....	11
Change in MVST Revenues .....	11
Table III – State Appropriations for 2008-2009 Biennium .....	11
Federal Programs .....	12
Capital Assistance Program (Section 5309) ..	12
Consolidated Planning Grants (Sections 5303, 5304 and FHWA PL Funds) .....	12
Urbanized Area Formula Program (Section 5307) .....	13
Elderly Persons and Persons with Disabilities Capital Grant Program (Section 5310).....	13
Nonurbanized Area Formula Program (Sections 5311) .....	13
Intercity Bus Program (Section 5311(f)).....	13
Map IV – 2006-2007 Intercity Bus Service ....	14
Rural Transit Assistance Program (Section 5311(b)) .....	15
Job Access and Reverse Commute (JARC) Program (Section 5316) .....	15
New Freedom Program (Section 5317) .....	15
Alternative Analysis Program (Section 5339). 16	

Safe Routes to School.....	16
Metropolitan Council Programs/Services .....	16
Regional Fixed Route Services .....	16
Metro Transit .....	17
Metro Mobility .....	17
Community Based Services .....	17
Travel Demand Management .....	18
Regional Transit Capital (RTC) .....	18

### Greater MN Fact Sheets

Albert Lea Transit .....	19
Annandale Heartland Transit.....	20
Arrowhead Transit .....	21
Austin-Mower County Area Transit.....	22
Becker County Transit .....	23
Benson Heartland Express.....	24
Brainerd & Crow Wing Public Transit .....	25
Brown County Heartland Express .....	26
Chisago-Isanti County Heartland Express.....	27
Clay County Rural Transit (CCRT) .....	28
Cottonwood County Transit .....	29
Dawson Heartland Express .....	30
Duluth Transit Authority (DTA)-Regular Route	31
Duluth Transit Authority (DTA)-STRIDE .....	32
East Grand Forks Transit-Regular Route .....	33
East Grand Forks Dial-A-Ride (DAR) .....	34
FAR North Public Transit.....	35
Faribault County Prairie Express .....	36
Faribault Flyer.....	37
Fosston Transit.....	38
Granite Falls Heartland Express.....	39
Grant County Alpha Transit .....	40
Hibbing Area Transit.....	41
Hubbard County Heartland Express .....	42
Kandiyohi Area Transit (KAT) .....	43
La Crescent Apple Express .....	44
Le Sueur Heartland Express .....	45
Lincoln County Heartland Express .....	46
Mahnomen County Heartland Express.....	47
Mankato-Greater Mankato Transit System.....	48
Martin County Express .....	49
Meeker County Public Transit .....	50
Mille Lacs Public Transit.....	51
Montevideo Heartland Express .....	52
Moorhead Metropolitan Area Transit (MAT) ...	53
Moorhead Metropolitan Area Transit (MAT)- Paratransit .....	54
Morris Transit.....	55
Murray County Heartland Express .....	56
Northfield Transit .....	57
Paul Bunyan Transit .....	58

## Table of Contents (Continued)

Pine River Ride With Us Bus .....	59
Pipestone County Transit.....	60
Prairie Five Rides.....	61
Prairieland Transit.....	62
Rainbow Rider Transit .....	63
Red Lake Transit.....	64
Renville County Heartland Express .....	65
RiverRider Public Transit System .....	66
Rochester Public Transit.....	67
Rochester Dial-A-Ride .....	68
Rock County Heartland Express.....	69
St. Cloud Metro Bus Fixed Route .....	70
St. Cloud Metro Bus Dial-A-Ride .....	71
St. Peter Transit .....	72
SEMCAC Transportation .....	73
Steele County Area Transit (SCAT) .....	74
Stewartville Heartland Express.....	75
Three Rivers Hiawathaland Transit.....	76
Trailblazer Transit .....	77
Transit Alternatives .....	78
Tri-CAP Transit Connection .....	79
Tri-Valley Heartland Express Bus .....	80
Virginia Dial-A-Ride.....	81
Wadena County Friendly Rider Transit.....	82
Watsonwan Take Me There (TMT).....	83
Western Community Transit .....	84
Winona Transit Service.....	85

### Metropolitan Area Fact Sheets

Anoka County Traveler .....	86
Carver County Rural Transit (CART) .....	87
DARTS.....	88
Hastings TRAC .....	89
Hopkins Hop-A-Ride .....	90
H.S.I. Transporter .....	91
Lake Area Bus .....	92
Laker Lines .....	93
Maple Grove Transit .....	94
Metro Mobility.....	95
Metro Transit-Rail .....	96
Metro Transit-Fixed Bus Routes .....	97
Metropolitan Council-Metropolitan Transportation Services .....	98
Minnesota Valley Transit Authority.....	99
Northeast Suburban Transit (NEST).....	100
Northstar Commuter Coach .....	101
Plymouth Metrolink .....	102
PRISM Express.....	103
Scott County Transit .....	104
Senior Community Services-Delano .....	105
Senior Community Services-Edina Dial-A-Ride.....	106

Senior Community Services-Reach for Resources .....	107
Senior Community Services-Senior Transportation .....	108
Senior Community Services-Westonka Rides .....	109
Shakopee Transit .....	110
Southwest Transit.....	111
S.T.E.P.-Park People Mover .....	112
University of Minnesota Transit .....	113

<b>Map V – Location of Section 5310 Recipients</b> .....	114
---	-----

<b>Section 5310 Recipients .....</b>	115 thru 125
--------------------------------------	--------------

<b>2007 Capital and Operating Costs .....</b> .....	126 thru 135
--	--------------

<b>Glossary .....</b>	136 thru 140
-----------------------	--------------

### List of Tables, Graphs, Illustrations and Maps

Table I – 2006 MN Public Transit Total Operating Costs.....	5
--	---

Table II – 2006 MN Public Transit Ridership ....	5
--	---

Graph I – 2006 Greater MN Funding Sources for Total Operating Costs .....	6
--	---

Map 1 – 2007 Greater MN Public Transit Systems.....	7
--	---

Graph II – 2006 Metro Funding Sources for Total Operating Costs.....	8
---	---

Map II & III – 2007 Twin Cities Metropolitan Area Public Transportation Systems.....	8
---	---

Graph III – 2003-2007 Greater MN Funding Sources for Total Operating Costs .....	10
---	----

Table III – State Appropriations for 2008-2009 Biennium.....	11
---	----

Map IV – 2006-2007 Intercity Bus Service .....	14
--	----

Map V – Location of Section 5310 Recipients .....	114
--	-----



## Introduction

The Minnesota Department of Transportation, Office of Transit is pleased to present the 2007 Minnesota Transit Report. Mn/DOT annually publishes the report with contributions from Met Council, as well as from each metro and rural public transit system. The report provides an overview of federal and state transit programs, in addition to detailed information about each individual transit system.

The report is divided into five major sections:

### Program Overview

- Minnesota Department of Transportation – Greater Minnesota Transit Systems
- Metropolitan Council – Twin Cities Metropolitan Area Transit Systems

### Programs

- State Funding Programs
- Federal Programs and 2007 FTA Allocations
- Metropolitan Council Programs/Services

### Fact Sheets

- Greater Minnesota Public Transit Systems
- Twin Cities Metropolitan Area Public Transit Systems
- Section 5310 Elderly and Disabled Transportation Providers

### Financial Reports: Greater Minnesota and Metro Area

- 2007 Estimated Capital Expenses
- 2007 Estimated Operating Expenses
- 2006 Actual Operating Expenses

### Glossary



## 2007 Transit System of the Year



Pictured left to right Greg Negard, LuAnn Anderson, Lezlie Grubich and Janet Holm

Paul Bunyan Transit was the 2007 recipient of the Minnesota Public Transit Association Transit System of the Year Award. The award is presented to an organization demonstrating achievement in efficiency and effectiveness (including ridership, cost, safety, maintenance proficiency, agency policy and administration) and the achievement of the organization's goals and objectives.

Paul Bunyan Transit has transformed into a well-managed, orderly public transit system serving passengers in the City of Bemidji and rural Beltrami County. Originally, the City of Bemidji and Beltrami County had separate services that lacked efficient coordination. In 1999 service was consolidated under a stand alone non-profit organization named "Paul Bunyan Transit". By merging the city and county systems, transit options were expanded and service became more efficient.

Seven years later the quality of the service has grown to be outstanding. The number of passenger trips has grown steadily over the years to 87,650 in 2006 for a county with approximately 42,000 residents. Paul Bunyan Transit has taken advantage of advancing technology to improve operational efficiency. After studying transit ITS deployments around the state, they have installed AVL/MDT technology on buses serving the city of Bemidji. This has provided for seamless communications between buses and dispatchers in addition to providing a quiet ride for passengers.

Paul Bunyan Transit expects a significant increase in ridership this fall as September marks the initiation of new service with Bemidji State University and Northwestern Technical College. Through working with Bemidji State University Student Council and University Administrators, Paul Bunyan Transit developed transit service programs that will help meet student transportation needs for education, employment and recreation.

Since 2000, Paul Bunyan Transit has:

- Purchased and remodeled existing garage space.
- Successfully deployed automatic vehicle location technology on buses serving the City of Bemidji.
- Developed a "U-Pass" program for local college students

It is clear that Paul Bunyan Transit has been successful in applying principles of continuous quality improvement to their operations. The opportunity of safe, reliable and affordable transit service exists in Northern Minnesota's Beltrami County due to the dedicated efforts of all past, present and future members of Paul Bunyan Transit.

## 2007 Bus Roadeo



Twenty-nine Minnesota transit organizations, represented by 46 contestants, participated in the 2007 Minnesota Bus Roadeo. This year's event, titled "Driving with the Stars," was hosted by Kandiyohi Area Transit in Willmar, Minnesota, on July 21. This is the 20<sup>th</sup> annual statewide bus roadeo held in Minnesota.

The bus roadeo competition course is designed to simulate the real life driving challenges bus drivers face every day on the job. Contestants compete in one of two

competitive divisions: Large Bus or Small Bus.

The top 3 competitors in each division were awarded with special recognition at a banquet, held the evening of the competition. A new award called the "Driver's Choice Award," was added this year to recognize a driver who



exemplified the spirit of camaraderie and good will to fellow-contestants and to their communities. This award was determined by peer vote among the roadeo contestants.



Classroom instruction, approved by Mn/DOT's Office of Freight and Commercial Vehicle Operations as certified for Special Transportation Services (STS), is also a part of each bus roadeo. This year's class, "Non-Violent Crisis Intervention for Transit Drivers," was taught by St. Cloud Metro Bus' certified driver training instructor, Kate Boelter.

The 2008 Minnesota Bus Roadeo will be held on July 19, 2008, in Bemidji, Minnesota. It will be hosted by Paul Bunyan Transit of Bemidji and the Northern Tier of transit organizations.







## Program Overview

### Mn/DOT's Mission

The mission of the Minnesota Department of Transportation, Office of Transit, is to help people and communities meet their mobility needs by supporting safe, responsive, efficient and environmentally sound transit services. This mission is accomplished by:



- Leading the development and implementation of transit policy within a multi-modal network;
- Managing Mn/DOT's transit investment;
- Advancing transit programs that are responsive to the mobility needs of Minnesotans;
- Directing statewide transit planning and coordination activities and the development of technologies; and
- Focusing on customer needs through public involvement in information gathering and decision making.

### Statutory Purpose – Mn/DOT

The Public Transit Participation Program provides financial assistance to transit systems in Greater Minnesota. The purpose of the program is to:

- Provide access to transit for persons who have no available alternative mode of transit;
- Increase the efficiency and productivity of public transit systems;
- Alleviate problems of automobile congestion and energy consumption and promote desirable land use planning activities where such activities are cost effective;
- Maintain a state commitment to public transportation; and
- Meet the needs of individual transit systems so they are consistent with other objectives stated above.

### Metropolitan Council's Mission

The mission of the Metropolitan Council Transportation Division is to plan for effective regional transportation facilities and services to provide effective regional transportation services to support growth and redevelopment objectives and a strong regional economy. This mission is accomplished by:



- Developing a regional consensus on transportation policies and strategies through the implementation of the Transportation Policy Plan;
- Coordinating regional transportation priorities and investing transportation resources in a cost-effective manner through integrated programming of capital funds;
- Ensuring that planning and operational activities of the transportation division are coordinated with the activities of other Council divisions;
- Implementing transit service restructuring and promoting competition in the delivery of transit services according to the adopted Transit Redesign Plan; and
- Evaluating the ongoing performance of the regional transportation system with a focus on the regional transit system.

### Statutory Purpose – Metropolitan Council Transportation Division

The Metropolitan Council plans, coordinates and administers a cost-effective system of transit services that is responsive to the needs of residents of the Twin Cities Metropolitan Area. The Metropolitan Council's transit-related purpose include:

- Providing, to the greatest feasible extent, a basic level of mobility for all people in the metropolitan area;
- Arranging, to the greatest feasible extent, for the provision of a comprehensive set of transit and paratransit services to meet the needs of all people in the metropolitan area;

## Program Overview

- Cooperating with private and public transit providers to ensure the most efficient and coordinated use of existing and future transit resources; and
- Maintaining public mobility in the event of emergencies or energy shortages.

### Operating Costs for Public Transit

In calendar year 2006, public transportation provided over 95 million trips statewide with an investment of \$362.72 million. **Table I** illustrates the breakdown of 2006 total operating costs for public transportation by funding class. **Graphs I and II** illustrate 2006 funding sources for operating costs in Greater Minnesota and the Twin Cities Metro Area respectively. **Maps I, II and III** illustrate the locations of public transit systems in the state.

**Table I – 2006 Minnesota Public Transit Total Operating Costs**

	Total Cost (in millions)
Twin Cities Regular Route (Metro Transit)	\$209.15
Hiawatha Light Rail	\$18.84
Contracted Regular Routes	\$12.40
Suburban Transit Association Providers	\$28.59
Metro Mobility	\$32.10
Urbanized Greater MN	\$19.61
Elderly & Disabled-Greater MN	\$3.52
Small Urban-Metro	\$1.56
Small Urban-Greater MN	\$3.78
Rural-Metro	\$9.07
Rural-Greater MN	\$19.46
Other **	\$4.64
<b>Total</b>	<b>\$362.72</b>

\*Transit systems operate under M.S. 473.338

\*\*Other includes U of M Shuttle Service and Northstar Commuter Coach

### Public Transit Ridership

The main purpose of all public transit programs in Minnesota is to transport people where they need to go. Transit ridership figures for Calendar Year 2006 are displayed in **Table II**.

**Table II – 2006 Minnesota Public Transit Ridership**

	Total Rides
<b>Greater Minnesota</b>	<b>9,826,705</b>
Urbanized	6,356,868
Small Urban	933,887
Rural	2,346,199
Elderly and Handicapped	189,751
<b>Twin Cities Metropolitan Area</b>	<b>85,881,219</b>
Metro Transit	64,400,000
Hiawatha Light Rail	9,000,000
Metro Mobility	1,222,821
Contracted Providers	2,470,657
Suburban Transit Ass. Providers	4,396,006
Small Urban	178,202
Rural	717,422
Northstar Commuter Coach	181,924
U of M Shuttle Service*	3,314,187

\*Service is self-supported, no state appropriation is provided.

## Program Overview

### 2007 Greater Minnesota 5307 and 5311 Transit Systems

#### Urbanized

Duluth Transit Authority (DTA) Regular Route  
East Grand Forks City Bus  
La Crescent Apple Express  
Moorhead Metropolitan Area Transit (MAT)  
Rochester Public Transit  
St. Cloud Metro Bus

#### Small Urban

Albert Lea Transit  
Benson Heartland Express  
Faribault Flyer  
Granite Falls Heartland Express  
Hibbing Area Transit  
Le Sueur Heartland Express  
Mankato Heartland Express  
Montevideo Heartland Express  
Morris Transit  
Northfield Transit  
St. Peter Transit  
Stewartville Heartland Express  
Virginia Dial-A-Ride  
Winona Transit Service

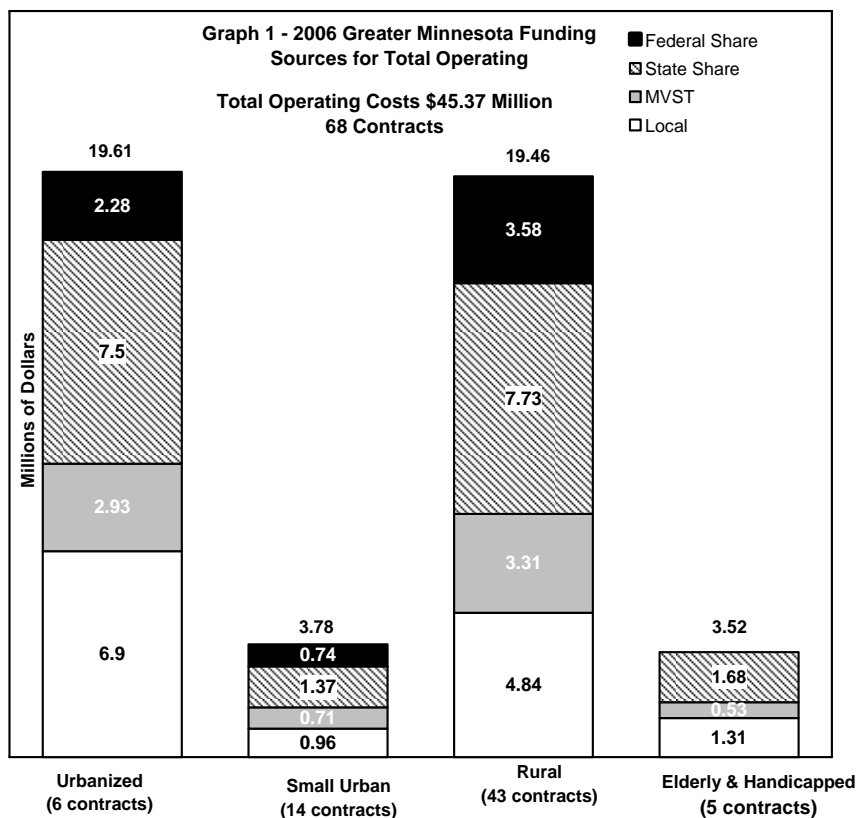
#### Rural

Arrowhead Transit  
Austin/Mower County Transit (AMCAT)  
Becker County Transit  
Brainerd/Crow Wing Public Transit  
Brown County Heartland Express  
Chisago-Isanti County Heartland Express  
Clay County Rural Transit (CCRT)  
Cottonwood County Transit  
Dawson Heartland Express  
Far North Public Transit  
Faribault County Prairie Express  
Fosston Heartland Express  
Grant County Alpha Transit  
Hubbard County Heartland Express  
Kandiyohi Area Transit (KAT)  
Lincoln Heartland Express  
Mahnommen County Heartland Express  
Martin County Express  
Meeker County Express  
Mille Lacs Public Transit  
Murray County Heartland Express

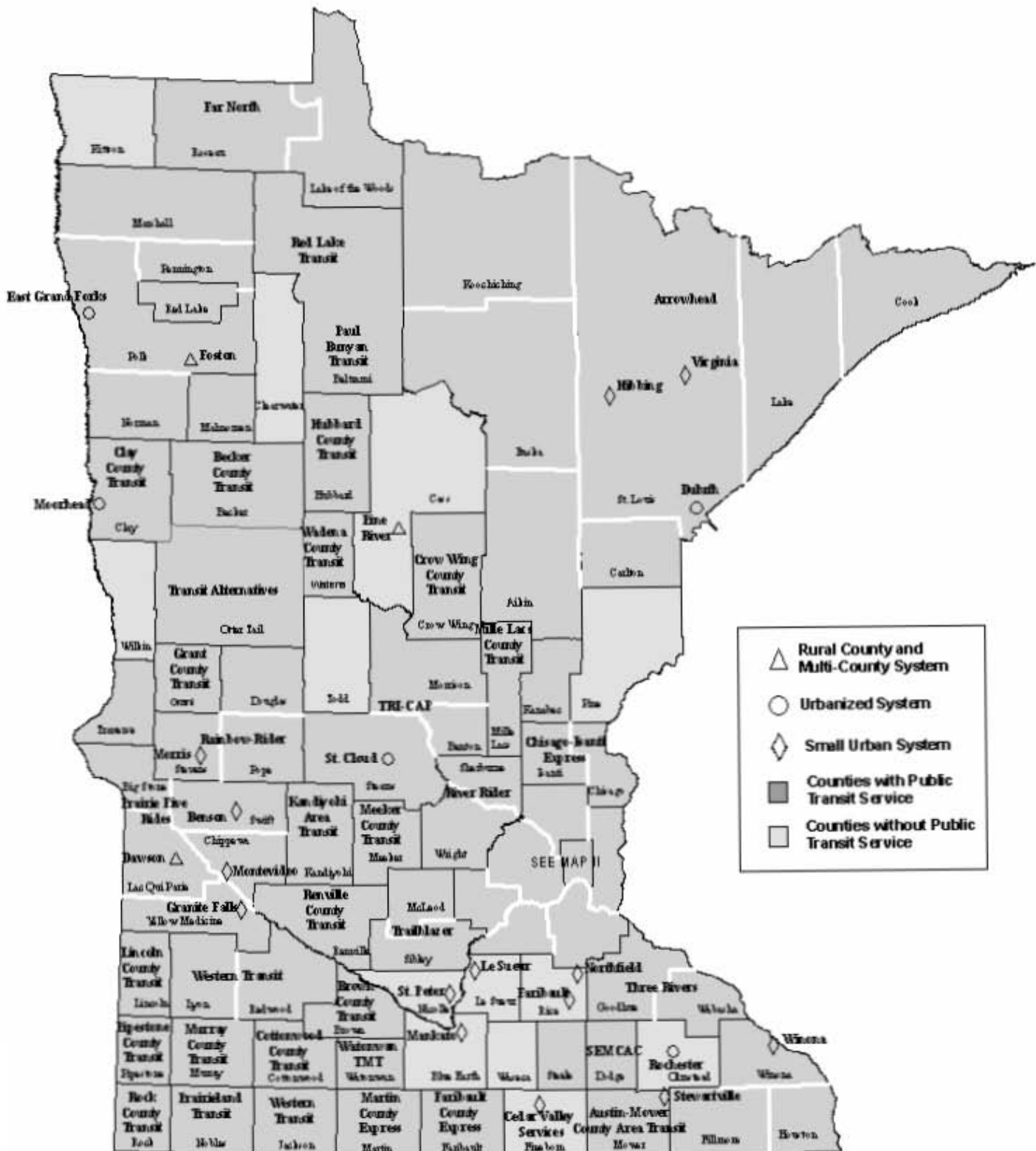
Paul Bunyan Transit  
Pine River Ride With Us Bus  
Pipestone County Transit  
Prairie Five RIDES  
Praeland Transit System  
Rainbow Rider Transit  
Red Lake Transit  
Renville County Heartland Express  
RiverRider Public Transit System  
Rock County Heartland Express  
SEMCAC Transportation  
Steele County Area Transit (SCAT)  
Three Rivers Hiawathaland Transit  
Trailblazer Transit  
Transit Alternatives  
Tri-CAP Transit Connection  
Tri-Valley Heartland Express Bus  
Wadena County Friendly Rider Transit  
Watonwan Community Transit  
Western Community Transit

#### Elderly and Handicapped

Duluth Transit Authority Stride  
East Grand Forks-Paratransit  
Moorhead Metropolitan Area Transit-Paratransit  
Rochester Dial-A-Ride  
St. Cloud Metro Bus Dial-A-Ride



## Program Overview

**Map I - 2007 Greater Minnesota Public Transit Systems**



## Program Overview

### Metropolitan Council Transit Providers

Metro Mobility – Complimentary Paratransit  
 Metro Transit – Fixed Bus Routes  
 Metro Transit - Rail  
 Metropolitan Council Contracted Regular Route

### Suburban Transit Association Providers

City of Prior Lake  
 Maple Grove Transit System  
 MVTA-Fixed Route  
 Plymouth Metrolink  
 Shakopee Fixed Route  
 SouthWest Metro Transit - FR

### Other Independent Providers

Northstar Commuter Coach  
 University of Minnesota Transit Service

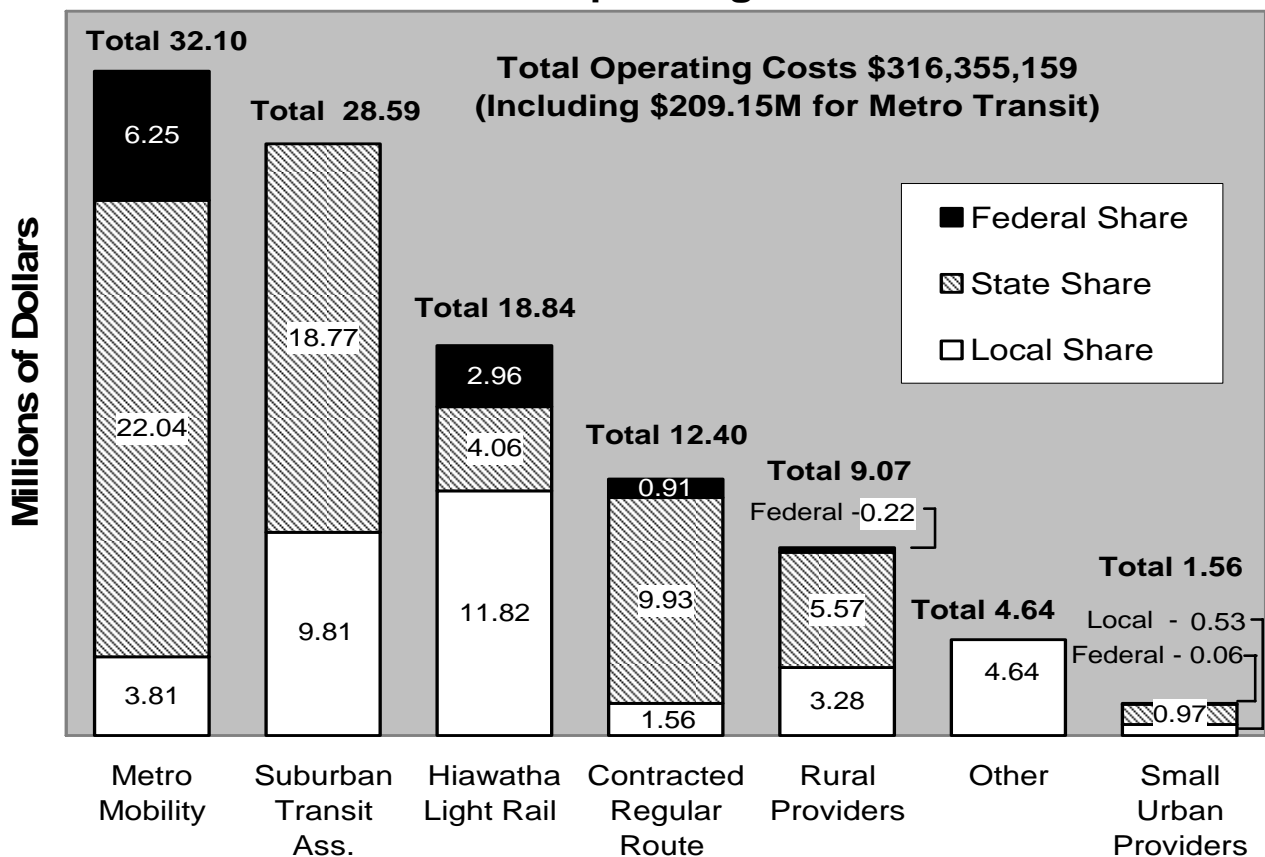
### Community-Based Rural Providers

Anoka County Traveler  
 Anoka County Volunteer  
 CARTS  
 DARTS PBF  
 Delano Area Transportation  
 H.S.I. Dial-A-Ride  
 Linwood Volunteer  
 Reach for Resources  
 Scott County  
 Senior Transportation Program  
 Westonka Rides

### Community-Based Small Urban Providers

Edina Dial-A-Ride  
 Hastings TRAC  
 Hopkins Hop-A-Ride  
 Lake Area Bus  
 Northeast Suburban Transit (NEST) Dial-A-Ride  
 PRISM  
 S.T.E.P.-Park People Mover

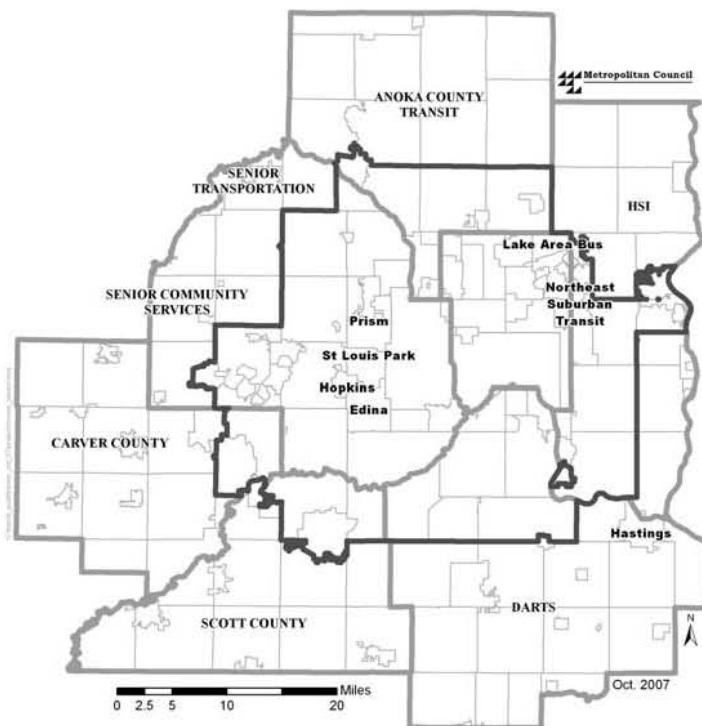
**Graph II - 2006 Metro Funding Sources  
 for Total Operating Costs**



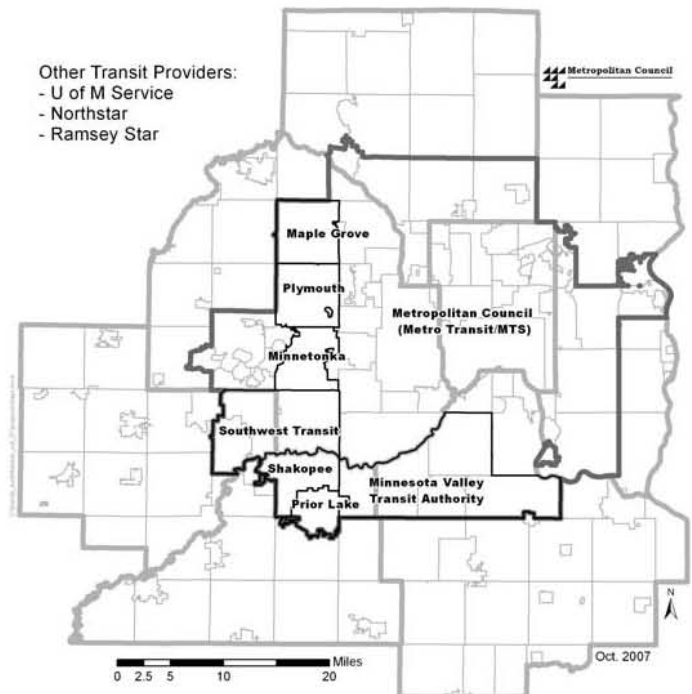
## Program Overview

### Maps II and III – 2007 Twin Cities Metropolitan Area Public Transportation Systems\*

#### Community Based Dial-A-Ride Programs



#### Metro Area Transit Providers



Other Transit Providers:  
- U of M Service  
- Northstar  
- Ramsey Star

\*For all regional regular route maps, schedules and information go to [www.metrotransit.org](http://www.metrotransit.org)

## Program Management

### Introduction

Mn/DOT and Metropolitan Council are responsible for the administration of state and federal transit assistance funds for Greater Minnesota and the Twin Cities Metropolitan area. These include the following Federal Transit Administration programs:

- Section 5303 Metropolitan Planning and Section 5304 Statewide Planning
- Section 5309 Capital Assistance
- Section 5310 Elderly Persons and Persons with Disabilities Capital Assistance\*
- Section 5311 Nonurbanized Transportation\*
- Section 5311(f) Intercity Bus Transportation\*
- Section 5316 Job Access Reverse Commute (JARC) Program
- Section 5317 New Freedom Program
- Section 5339 Alternative Analysis Program

(\*Mn/DOT programs only)

### Funding Partnerships

Public transportation programs in Minnesota are funded through a federal-state-local partnership.

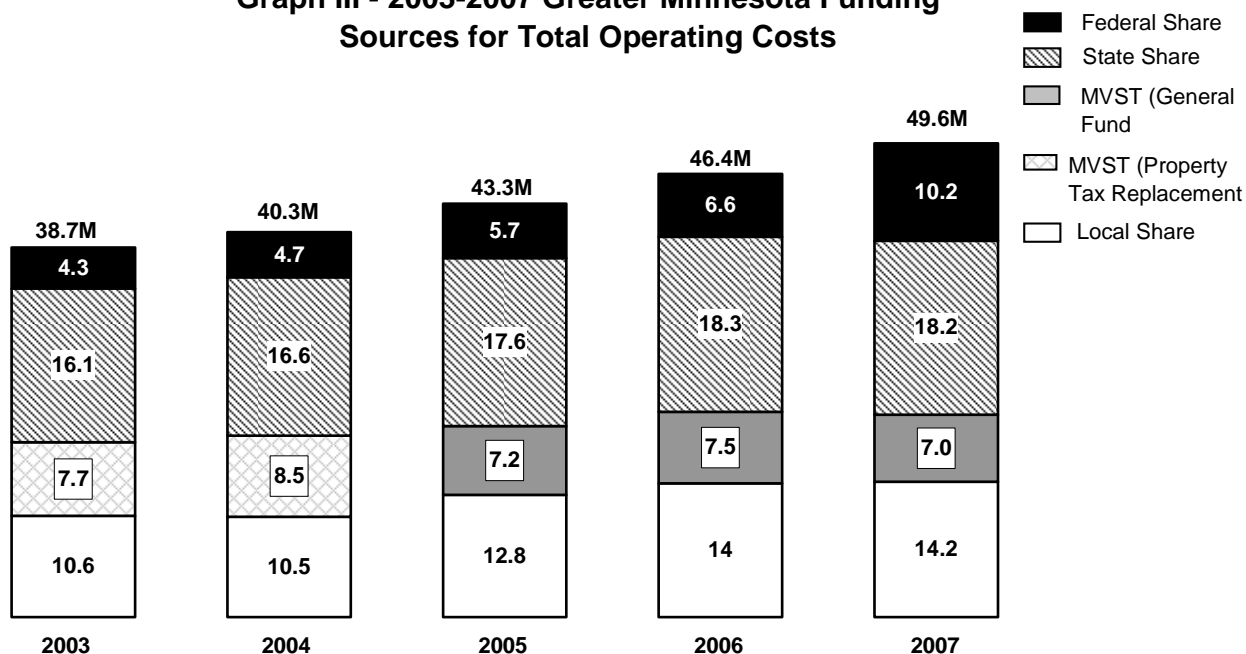
**Graph III** shows the costs shared by each level of government in Greater Minnesota for the past five years. Since January 1, 1984, all transit systems in Greater Minnesota have received state assistance through a fixed-share funding formula established in Minnesota Statutes, Section 174.24.

This formula sets a maximum local share of the total operating costs. The share of operating costs consists of a combination of revenue sources, including farebox receipts, auxiliary revenues and local tax levels. The remainder of the operating cost is paid from state and federal sources.

For calendar year 2007, the fixed local shares are as follows:

Elderly and Disabled.....	15%
Rural (pop. less than 2,500) .....	15%
Small Urban (pop. 2,500-50,000) .....	20%
Urbanized (pop. more than 50,000).....	20%

**Graph III - 2003-2007 Greater Minnesota Funding Sources for Total Operating Costs**



Figures for 2003, 2004, 2005 and 2006 represent actual reported operating costs. 2007 figures are estimated.

## Program Management

### Greater Minnesota Transit Fund

The 2003 legislature replaced Property Tax Replacement Aid with the Greater Minnesota Transit Fund established in Minnesota Statutes, Section 16A.88. The source of this fund is the Motor Vehicle Sales Tax (MVST). According to Minnesota Statutes, Section 297B.09, for fiscal year 2006, 1.43 percent of the MVST money collected was deposited in the Greater Minnesota Transit Fund. This amount was \$7,500,000 for transit operations and \$400,000 for administration of the state program.

### State Public Transit Assistance

For fiscal years 2006 and 2007 the legislature appropriated a total of \$563,334,000 for public transit. These funds support:

- 61 public transit systems in Greater Minnesota;
- 36 public transit systems in the Metropolitan Area;
- Bonding authority for Metropolitan Council capital transit projects;
- Bonding authority for Mn/DOT facility projects; and
- Northstar Corridor Commuter Rail Final Design and Project Management.

### 2006 Bonding for Metropolitan Transit

The 2006 Legislature provided \$20.6 million in new general fund bonding authority for metropolitan area transit projects. These projects include:

- \$3.3 million to design and construct a passenger facility for an on-line station at 46th Street as part of the I-35W BRT;
- \$5 million for continuation of the Cedar Avenue BRT project (\$10 million was appropriated in 2004);
- \$7.8 million for environmental studies, completion of preliminary engineering and design for the Central Corridor LRT project;
- \$500,000 for environmental studies and preliminary engineering of Red Rock transitway;
- \$500,000 for environmental studies and preliminary engineering of bus rapid transit or LRT for the Robert Street Corridor transitway; and,
- \$3.5 million for a grant to the Ramsey County Regional Rail Authority to revitalize Union Depot as a transit hub.

In addition, the \$20 million in state bonds approved in 2002 for the Northwest busway (Bottineau Boulevard.), but not yet expended, were extended until the end of 2010.

### Change in MVST Revenues

Beginning fiscal year 2012, 40 percent of the MVST revenue will go into the transit assistance fund. Thirty-six percent of this funding is dedicated to the Metropolitan Area Transit Assistance Fund and four percent to the Greater Minnesota Transit Assistance Fund. There will be a five year phase in from 2007 to 2011 to reach the full revenue amount.

**Table III** illustrates the distribution of state funds for the 2008-2009 Biennium.

**Table III – State Appropriations for 2008-2009 Biennium (dollars in thousands)**

	2008	2009	Total
<b>Greater MN Transit</b>			
Public Transit Assistance (General Fund)	\$ 21,735	\$ 19,248	\$ 40,983
Capital Assistance*	\$ 1,000	\$ 1,000	\$ 2,000
Greater MN Transit Fund (MVST)	\$ 7,446	\$ 9,116	\$ 16,562
Northstar Commuter Rail++	tbd	tbd	tbd
<b>Metro Area Transit</b>			
Public Transit Assistance (General Fund)	\$ 93,543	\$ 73,453	\$166,906
Hiawatha LRT Operations	\$ 5,300	\$ 5,300	\$ 10,600
Metro Area Transit Fund (MVST)	<u>\$119,136</u>	<u>\$144,550</u>	<u>\$263,686</u>
<b>TOTAL</b>	\$248,160	\$252,667	\$500,737

\*See laws of Minnesota 2003, First Special Session, Chapter 19, Article 3, Section 4 and laws of Minnesota 2007, Chapter 143, Article 1, Section 9

++ Funds may be encumbered up to the amount of federal funding obligated in a multiyear full funding grant agreement with FTA for Northstar Commuter Rail Project.

## Program Management

### Federal Programs

Mn/DOT and the Metropolitan Council serve as the recipients and administrators of Federal Transit Administration (FTA) funds. In general, FTA distributes operating and capital program funding based on the population of urban and rural areas. Mn/DOT receives the program and capital funding for all greater Minnesota cities with populations less than 50,000 in addition to the Northstar capital funds. The Metropolitan Council receives all of the large urban area program and capital funds. The state is the recipient of planning funds that are distributed to the state's MPOs as well as used for state planning projects.

The following describes each FTA funding program.

### Capital Assistance Program (Section 5309)

This program provides discretionary capital assistance for major capital needs, including the purchase of new equipment, acquisition of property and the construction of facilities for public transportation purposes. Maximum funding is 80 percent of eligible costs. For fiscal year 2007, Minnesota was allocated discretionary funds for the following projects:

#### 5309 Bus and Bus-Related Allocations

Duluth Transit Facility Improvements	\$401,280
Fond du Lac Bus Purchase	\$30,096
Metro Transit Bus Capital	\$2,261,000
Rush Line Corridor	\$300,960
St. Paul Union Depot	\$401,280

#### 5309 Fixed Guideway Modernization

Minneapolis-St. Paul	\$9,206,554
----------------------	-------------

### Consolidated Planning Grants (Sections 5303, 5304 and FHWA PL Funds)

The Consolidated Planning Grant is a combination of three separate planning programs: the FTA Metropolitan Planning Program (Section 5303), the FTA Statewide Planning and Research Program (Section 5304) and the FHWA PL Program.

- The FTA Metropolitan Planning Program (Section 5303) provides funds to Metropolitan Planning Organizations (MPOs) to conduct planning assistance and provide technical assistance for public transit services in metropolitan areas. Activities funded through the program include rider surveys, air quality improvement projects, route schedule planning, systems analysis, transit development plans and transportation improvement programs. Funds are distributed to the MPOs by formula, based upon urbanized area population and transit system miles. In federal fiscal year 2007 Minnesota's apportionment was \$1,156,508. These funds cover 80 percent of project costs.
- The FTA State Planning and Research Program (Section 5304) apportions funds to the states for purposes of planning, technical studies and assistance, demonstrations, management training and cooperative research activities. In the past, Mn/DOT's planning and research activities have included the development of a statewide transit marketing campaign, transit system studies, transit coordination studies, long-range plan development and the implementation of federal drug testing and education programs aimed at safety-sensitive employees in the transit industry. In federal fiscal year 2007 Minnesota's appropriation was \$228,043.
- Section 104(f) of Title 23 USC provides for a 1.25 percent set-aside from core formula highway programs for Metropolitan Planning Organizations (MPOs) to carry out the requirements of Section 134 of Title 23 USC (the metropolitan planning and programming requirements). This set-aside is administered by FHWA as PL (planning) Funds that are passed through to the MPOs. PL funds plus FTA 5303 funds are treated together as a Consolidated Planning Grant (CPG), distributed in accordance with a formula developed with and agreed to by the MPOs, state, and U.S. DOT. In federal fiscal year 2007, Minnesota's appropriation was \$3,074,594.

## Program Management

### Urbanized Area Formula Program (Section 5307)

This formula grant program provides capital, planning, and operating assistance for public transportation in urban areas with populations over 50,000. Minnesota has seven metropolitan areas that receive an appropriation from this fund. These include the Minneapolis-St. Paul metro area, Duluth, Fargo, Grand Forks, La Crosse, Rochester, and St. Cloud. Funds are distributed directly to the local transit agency. The federal share for planning and capital assistance is generally 80 percent. Operating assistance is available only to urbanized areas with populations under 200,000 and the federal share may not exceed 50 percent of the net project costs.

In federal fiscal year 2007, Minnesota's apportionment was \$44,372,728 for the Twin Cities and \$5,052,284 for urbanized areas with populations between 50,000 and 200,000.

### Elderly Persons and Persons with Disabilities Capital Grant Program (Section 5310)

The purpose of this federal grant program is to meet the special needs of elderly persons and persons with disabilities for whom existing transportation services are unavailable, insufficient, or inappropriate. Grants are made available for the purchase of lift-equipped vehicles for replacement, expansion of current service or initiation of new service. The grant program provides 80 percent of vehicle costs, and the recipient contributes 20 percent from non-federal funds. Operating costs are the responsibility of the recipient. In federal fiscal year 2006, Minnesota's apportionment was \$1,751,132.

In calendar year 2007, the 5310 federal capital assistance program had two solicitations for funding buses. The first solicitation occurred over the summer and resulted in the



selection of 16 applicants to purchase lift-equipped vehicles. The second solicitation occurred this fall. The following organizations received vehicles during the first solicitation:

- First Care Medical Services, Fosston
- Polk Co. DAC Inc., Crookston
- Functional Industries, Buffalo
- Swift Co. DAC, Benson
- Winona DAC, Winona
- Winona ORC, Winona
- Enterprise North, Inc., Madelia
- Archive Services Inc., Blaine
- Eastside Neighborhood Services, Minneapolis
- Kaposia, Inc., St. Paul
- Merrick, Inc., Maplewood
- Parmley Transportation, Chisago
- Phoenix Alternatives, Inc., White Bear Lake
- Prism Express, Golden Valley
- ProAct, Inc #14, Eagan
- ProAct, Inc #27, Eagan

### Nonurbanized Area Formula Program (Sections 5311)

Section 5311 is a formula grant program for small urban (under 50,000 population) and rural areas. In 2007, 55 transit systems received funds from this program. These funds may be used to finance up to 80 percent of capital costs and up to 50 percent of operating deficits. Currently, limited formula funds make the federal share of system operating deficits 25 percent with no funds remaining for capital purchases. Minnesota's apportionment for federal fiscal year 2007 was \$11,178,461

In addition to the 2006 Section 5311 and 5340 apportioned funds, Minnesota allocated \$2,650,560 in Federal Surface Transportation Program (STP) flexible funds to purchase 29 transit vehicles for Greater Minnesota.

### Intercity Bus Program (Section 5311(f))

This program requires states to spend 15 percent of their Section 5311 apportionment to develop and support intercity bus transportation. "Intercity service" is defined as regularly scheduled bus service for the general public

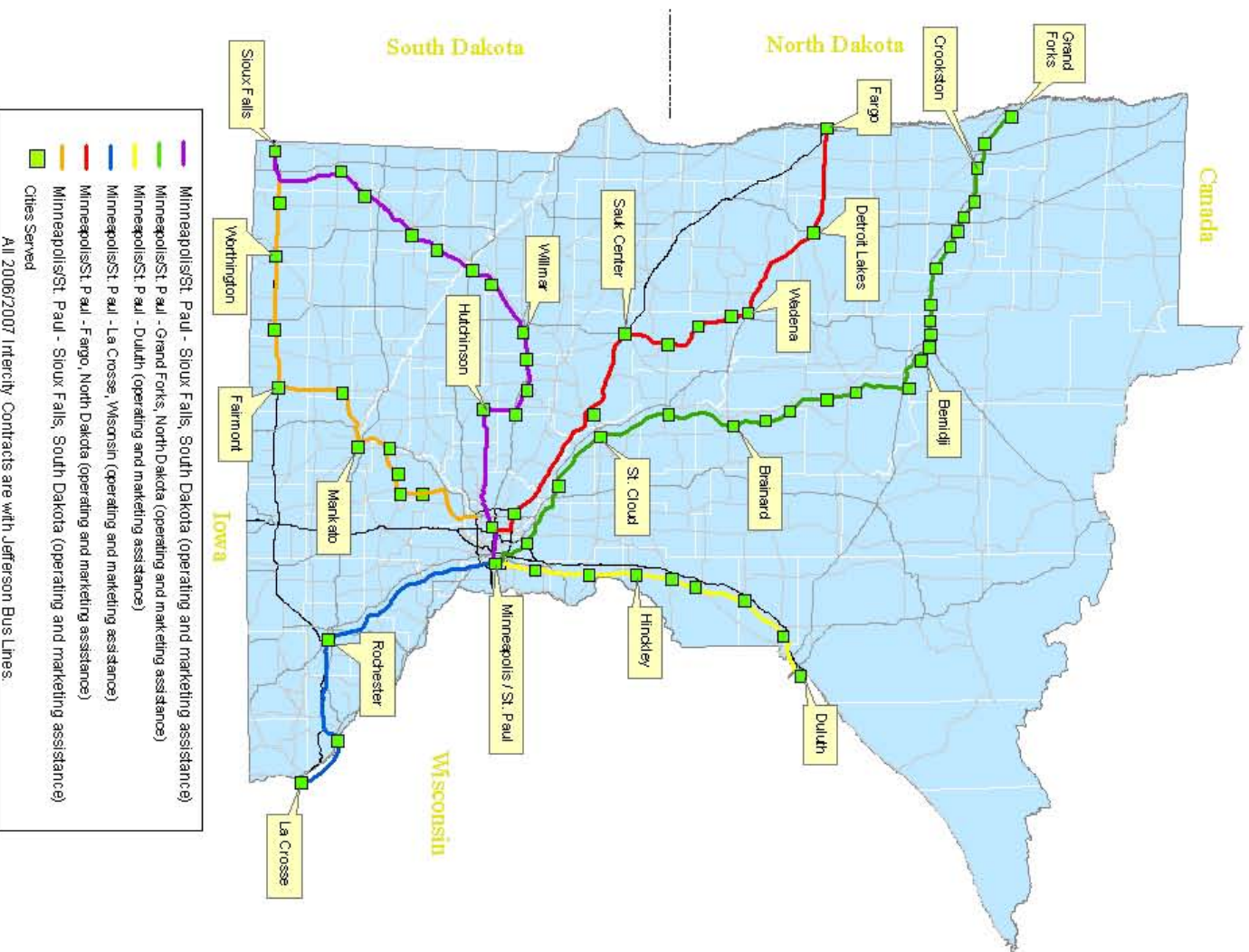


## Program Management

which operates with limited stops over fixed routes connecting two or more urban areas not in close proximity, which has the capacity for transporting baggage carried by passengers, and which makes meaningful connections with

scheduled intercity bus service to more distant points if such service is available. **Map IV** illustrates the location of intercity bus routes funded in 2007.


**Map IV - 2006-2007 Intercity Bus Service**



## Program Management

### Rural Transit Assistance Program (Section 5311(b))

The Rural Transit Assistance Program (RTAP) promotes the safe and effective delivery of public transportation in non-urbanized areas by providing technical assistance and support services to Greater Minnesota's public transit systems. In 2007, the Federal Transit Administration allocated \$163,037 for Minnesota RTAP.



Minnesota RTAP's focus is on training. In 2007 RTAP provided transit drivers with classes in: Passenger Assistance, Defensive

Driving, Abuse Prevention (for new drivers) and a Driver Refresher Course (for existing drivers.)

In addition, RTAP sponsored two specialized training workshops: "Effective Scheduling and Dispatching" in which attendees received a dispatcher certification from Community Transportation Association of America (CTAA) and "Working Effectively with Customers and Co-workers". Scholarships were also made available to transit staff across the State for CTAA's Annual Conference and Expo, the Minnesota Public Transit Conference, and other workshops and seminars related to transit.

As in past years, RTAP sponsored and supported the annual Statewide Bus Rodeo through funding, staff time and scholarships.

### Job Access and Reverse Commute (JARC) Program (Section 5316)

The purpose of this Federal grant program is to improve access to transportation services to employment and employment-related activities for welfare recipients and eligible low-income individuals. The program requires coordination of federally assisted programs and activities. Funds are available to support the capital and operating costs of transportation services that address the needs of welfare recipients and eligible low-income individuals that are not met by other transportation services. Federal JARC funds may be used for 80 percent of capital

expenses and 50 percent of operation expenses. In federal fiscal year 2007, Minnesota's apportionments were \$752,458 for urbanized areas with 200,000 or more in population; \$243,496 for urbanized areas with populations between 50,000 and 199,999; and, \$494,688 for nonurbanized areas with less than 50,000 in population.

In calendar year 2007, the JARC program provided funds to the following seven organizations.

- Arrowhead Economic Opportunity Agency, Inc.
- Chisago-Isanti County Heartland Express
- Community Resources Connections, Inc.
- Duluth Transit Authority
- Metropolitan Council
- City of Moorhead
- St. Cloud Metro Bus

### New Freedom Program (Section 5317)

The program purpose is to provide new public transportation services and public transportation alternatives beyond those currently required by ADA that assist individuals with disabilities with transportation, including transportation to and from jobs and employment support services. Funds are available to support the capital and operating costs of new public transportation services and public transportation alternatives that are beyond those required by ADA. Federal New Freedom funds may be used for 80 percent of capital expenses and 50 percent of operating expenses. For federal fiscal year 2007, Minnesota's apportionments were \$524,419 for urbanized areas with 200,000 or more in population; \$142,564 for urbanized areas with populations between 50,000 and 199,999; and, \$313,216 for nonurbanized areas with less than 50,000 in population.



## Program Management

In calendar year 2007, the New Freedom program provided funds to the following four organizations.

- Tri County Action Program, Inc.
- Tri-Valley Opportunity Council, Inc.
- VINE Faith in Action
- Western Community Action Partnership

### Alternative Analysis Program (Section 5339)

The Alternative Analysis program funds project studies conducted as part of the transportation planning process required under Sections 5303 and 5304. Beginning in 2006, however, funding for this activity changed and is under Section 5339 instead of within the eight percent allowed for projects prior to final design and construction under TEA-21. The grant program provides 80 percent of project costs. In federal fiscal year 2007 Mn/DOT and the Metropolitan Council were allocated \$2,000,000 for the Red Rock, Rush Line and Central Corridor studies.

### Safe Routes to School

Safe Routes To School (SRTS) is a new program in the federal transportation bill, SAFETEA-LU, designed to improve the conditions and quality of bicycling and walking to school. The goal of the program is to reverse the 30 year decline in the number of children walking to school and reintroduce opportunities for regular physical activity.

At present fewer than 15 percent of children K-8 walk or bike to school and nearly 50 percent of school aged children are regularly driven to school by their parents. SRTS programs work with schools, students and parents, at a grass roots level, to identify improvements that will make biking and walking to and from school a routine part of students' experience.

These improvements embody both infrastructure and educational projects which foster the Safe Routes program goals. Projects include: street crossing safety improvements, traffic calming, safety audits, bike/ped way creation, safe

walking/bus/bike training, public awareness campaigns and enforcement.

In spring of 2007 the Safe Routes to School program awarded 23 projects, totaling \$1.7 million to the communities listed below. To date the program has awarded \$3.2 million to 40 projects around the state.

Duluth (2)	Hibbing
International Falls	E. Grand Forks
Park Rapids	Milaca
Rothsay	Lake Elmo
Plymouth/Wayzata	Eagan
Edina	Minneapolis
New Hope	Jordan
New Brighton	Red Wing
Spring Valley	Beaver Creek
Luverne	New London
Hills/Beaver Creek	Lester Prairie

### Metropolitan Council Programs/Service

The Metropolitan Council is responsible for all Twin Cities public transportation. The Council administers the regional fare structure and coordinates transit funding.

The Met Council continually evaluates all of the public transit services throughout the metro area in an effort to maximize ridership and route efficiency through its Redesign Program.

The Council's Transportation Policy Plan incorporated Transit Redesign recommendations which have been translated into guidelines for service design and evaluation, performance standards and for a transit capital plan. Transit Redesign still forms the backbone and foundation for much of the current transit plan adopted in the Council's latest 2030 Transportation Policy Plan.

The following are a description of the Met Council's Transit Services and Programs.

### Regional Fixed Route Services

Regional fixed-route services provide over 97 percent of all public transit trips in the region. The balance is Metro Mobility paratransit trips and dial-a-ride trips provided by community

## Program Management

based systems and regional transit authorities for safety-net and circulator services. Foremost among fixed route providers is Metro Transit, an operating division of the Metropolitan Council. Its service accounts for about 92 percent of all ridership in the region, including most services in the urban core, a wide network of commuter and express routes and the Hiawatha Light Rail line.

Also under the Council's jurisdiction are eight contracted private, fixed route providers. The remainder of fixed route services in the region are provided by six suburban Transit Replacement or "Suburban Transit Association Providers" transit authorities, providing local and express bus services in the southern and western suburbs. These providers are Maple Grove Transit, Plymouth Metrolink, SouthWest Transit, City of Shakopee, Prior Lake Laker Lines and the Minnesota Valley Transit Authority.

### **Metro Transit**

Metro Transit, as the Twin Cities' largest operator of bus and rail transportation, provides about 90 percent of regular-route service in the Metro region. It operated a fleet of more than 830 buses and two dozen rail cars in 2006 on more than 100 routes, achieving an annual ridership of more than 73 million. The fleet operates from five bus garages and a rail operations and maintenance center. It is supported by other facilities, including a bus overhaul base, a dispatch center, a police department, an operations support center and central offices.

With the Hiawatha light-rail line and its bus operations, Metro Transit's average weekday ridership approaches 250,000. Metro Transit also provides essential regional services to other providers and the public, including route and schedule information, trip planning, downtown service coordination, fare collection system coordination, fare media, transit pass sales and reimbursements, Transit Police, and regional safety and security coordination.

### **Metro Mobility**

Metro Mobility, the regional Americans with Disabilities Act (ADA) and Special Transportation Services (STS) paratransit program for people with disabilities, contracts with private operators to provide the majority of its service, particularly in the urban core. Paratransit service is also contracted with four county providers and a taxi company. While many Metro Mobility trips are demand response and scheduled on an individual basis, other service includes agency contracts covering arranged or repetitive group trips and premium same day taxi service.

In 2006 Metro Mobility implemented a new process and definition of its service delivery structure to more accurately and expeditiously react to quarterly changes in fixed route services. Metro Mobility also redefined the methodology for negotiating per trip ADA contract rates to obtain competitive pricing on sole source contracts with non-profit and county-based services and successfully completed the Federal Transit Administration's (FTA) triennial review.

Metro Mobility issued a request for proposals (RFP) in early 2007 to procure new service contracts for its agency service. The award and implementation of the new contract is scheduled for the fall of 2007. Other 2007 initiatives in process include the procurement of 80 cutaway vans to be used for agency service, updating Metro Mobility's Customer Services Guide and full implementation of the web scheduling system for its customers.

### **Community Based Services**

The Metropolitan region supports some locally initiated and managed transit systems throughout the region to provide dial-a-ride and circulator services. The state classifies these as rural and small urban systems. Currently 18 systems exist, representing individual cities, counties and joint powers authorities between neighboring cities and non-profits. While many systems specialize in service to seniors and social service recipients, all are open to the public and operate with accessible vans or small

## **Program Management**

buses, many provided under lease from the Council's regional fleet. Local dollars, above and beyond fares, continue to be an important funding source for most of these programs.

### **Travel Demand Management**

The Metropolitan Council promotes Travel Demand Management (TDM) strategies and programs for commuters and other travelers in the region. TDM supports any options for travel that reduce trips by single-occupant vehicles. These strategies can reduce vehicle miles traveled, improve air quality and reduce congestion through modifications of travel behavior. Education, marketing incentives, demonstration programs and partnerships with business and public agencies are key.

TDM strategies in the region include promoting flex work hours to reduce peak period traffic, telecommuting and bicycle and pedestrian travel. Promoting and informing the public about transit use is another important segment of this work. The Council also supports five Transportation Management Organizations (TMO) in the region who provide local contacts and marketing in Minneapolis, St. Paul, Anoka County, the I-494 Corridor and the Midway area. In addition to these partnerships, the Council coordinates its activities with Mn/DOT.

### **Regional Transit Capital (RTC)**

With the Legislature's periodic authorization, the Metropolitan Council issues bonds to fund transit capital projects. These bonds are used to buy buses; rehab vehicles; build transit hubs, shelters, garages, park-and-ride lots and other facilities and purchase fare collection, communication, and other support systems and equipment. They also provide local match for federal capital project funds. The capital bonds are paid for with a property tax levy within the Transit Taxing District, an area within the region roughly equal to the transit service area as defined in 1977 statutes.



## ALBERT LEA TRANSIT (ALT)

**Contact Person:** Joanne Brackey  
**Title:** Transportation Coordinator  
**Address:** 2205 Myers Road  
Albert Lea, MN 56007  
**Telephone:** 507.379.1111  
**Fax:** 507.379.9860  
**E-Mail:**  
[jbrackey@cedarvalleyservices.org](mailto:jbrackey@cedarvalleyservices.org)

### 2007 Achievements:

- Continued steady increase in ridership.
- Secured expansion bus for peak service hours.
- Increased bus advertisement revenue utilizing window wraps.

### 2008 Objectives:

- Increase ridership by five percent.
- Secure funding for a transit/garage facility.

### 2009-2014 Long-Range Plans:

- Provide county-wide service and funding from county.
- Increase ridership by three percent or more each year.
- Conduct analysis of services and adjust for efficiency.

### SYSTEM SNAPSHOT:



**Legal Name:** Cedar Valley Services, Inc.  
**Type of Government:** Non-Profit  
**Area Served:** City of Albert Lea  
**Legislative House District:** 27A  
**Congressional District:** 1

**Vehicles:** 4 Class 300

**Service Type:** Route Deviation, Dial-A-Ride and Subscription

**Days of Service:** Monday-Friday 7:00 a.m.-4:30 p.m.

**Base Fare:** \$1.50 Route Deviation; \$2.00 Dial-A-Ride

**Funding Class:** Small Urban

### 2006 SYSTEM DATA:

**Total Operating Costs:** \$213,428

**Total Cost Per Passenger:** \$5.55

**Ridership:** 38,437

**Annual System Miles:** 82,858



## ANNANDALE HEARTLAND TRANSIT

**Contact Person:** John Nelson

**Title:** Administrator

**Address:** 500 Park Street East  
Annandale, MN 55302

**Telephone:** 320.274.3737 (Care Center)  
320.274.3551 (Transit Office)

**Fax:** 320.274.3631

**E-Mail:** [john.nelson@ahcsman.org](mailto:john.nelson@ahcsman.org)

**Website:** [www.ahcsmn.org](http://www.ahcsmn.org)

Annandale Heartland Transit merged with  
RiverRider Public Transit January 1, 2007.

### SYSTEM SNAPSHOT:



**Legal Name:** Annandale Care Center

**Type of Government:** Non-Profit

**Area Served:** City of Annandale and  
communities within a 15 mile service area

**Legislative House District:** 18B

**Congressional District:** 6

**Vehicles:**

**Service Type:**

**Days of Service:**

**Base Fare:**

**Funding Class:**

### 2006 SYSTEM DATA:

**Total Operating Costs:** \$134,198

**Total Cost Per Passenger:** \$10.47

**Ridership:** 13,099

**Annual System Miles:** 95,072

## ARROWHEAD TRANSIT

**Contact Person:** Jack Larson  
**Title:** Transit Director  
**Address:** 702 – 3<sup>rd</sup> Avenue South  
Virginia, MN 55792  
**Telephone:** 218.749.2912 Ext. 107 or  
1.800.862.0175  
**Fax:** 218.741.5715  
**E-Mail:** [jl Larson@aeoa.org](mailto:jl Larson@aeoa.org)  
**Website:** [www.aeoa.org](http://www.aeoa.org) or  
[www.northlandrides.com](http://www.northlandrides.com)

### 2007 Achievements:

- Increased ridership 13 percent through June, 2007.
- Successfully extended service in Grand Rapids and International Falls.

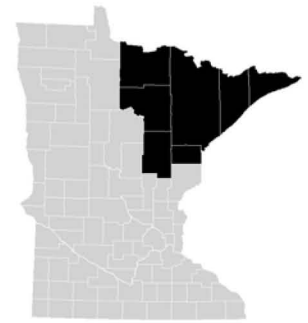
### 2008 Objectives:

- Move into new Koochiching County bus storage facility.
- Increase ridership by 5 percent.

### 2009-2014 Long-Range Plans:

- Implement an automated dispatch/GPS/ITS system.

### SYSTEM SNAPSHOT:



**Legal Name:** Arrowhead Economic Opportunity Agency, Inc. (AEOA)

**Type of Government:** Community Action Program (CAP)

**Area Served:** Aitkin, Carlton, Cook, Itasca, Koochiching, Lake and St. Louis Counties

**Legislative Senate District:** 03, 04, 05, 06, 07 and 08

**Legislative House District:** 03A, 03B, 04A, 05A, 05B, 06A, 06B, 07A, 07B and 08A

**Congressional District:** 8

**Vehicles:** 14 Class 400, 47 Class 500 and 1 Class 600

**Service Type:** Route Deviation, Dial-A-Ride and Route Guarantee

**Days of Service:** Monday-Friday 6:00 a.m.- 6:00 p.m.; Saturday-Sunday 9:00 a.m.- 3:00 p.m.

**Base Fare:** \$1.25

**Funding Class:** Rural

### 2006 SYSTEM DATA:

**Total Operating Costs:** \$3,324,072

**Total Cost Per Passenger:** \$7.83

**Ridership:** 424,656

**Annual System Miles:** 1,433,080



## AUSTIN-MOWER COUNTY AREA TRANSIT (AMCAT)

**Contact Person:** Craig Oscarson  
**Title:** County Coordinator  
**Address:** 201 – 1<sup>st</sup> Street N.E.  
Austin, MN 55912  
**Telephone:** 507.437.9549  
**Fax:** 507.437.9458  
**E-Mail:** [coscarson@co.mower.mn.us](mailto:coscarson@co.mower.mn.us)  
**Website:** [www.amcattransit.org](http://www.amcattransit.org)

### SYSTEM SNAPSHOT:



**Legal Name:** AMCAT Joint Powers Board  
**Type of Government:** County  
**Area Served:** Cities of Austin, Brownsdale and Mapleview in Mower County  
**Legislative Senate District:** 27  
**Legislative House District:** 27A and 27B  
**Congressional District:** 1

### 2007 Achievements:

- Increased ridership by 11 percent.
- Successfully implemented route enhancements to reduce costs and increase ridership.
- Piloted service in the Brownsdale area.

### 2008 Objectives:

- Complete new facility and occupy.
- Increase ridership by three percent.
- Provide transit services in an expanded area of county.

### 2009-2014 Long-Range Plans:

- Implement strategic planning.
- Provide better service to rural areas.
- Continue to promote transit to increase ridership.

**Vehicles:** 8 Class 400

**Service Type:** Route Deviation, Dial-A-Ride, Route Guarantee and Subscription

**Days of Service:** Monday-Friday 6:00 a.m.-6:00 p.m.; Saturday 9:00 a.m.-5:00 p.m.

**Base Fare:** \$1.50; \$2.50 Dial-A-Ride

**Funding Class:** Rural

### 2006 SYSTEM DATA:

**Total Operating Costs:** \$509,070

**Total Cost Per Passenger:** \$8.23

**Ridership:** 61,853

**Annual System Miles:** 191,037





# BECKER COUNTY TRANSIT

**Contact Person:** Rusty Haskins  
**Title:** Supervisor  
**Address:** 1320 Rossman Avenue  
Detroit Lakes, MN 56501  
**Telephone:** 218.847.1674  
**Fax:** 218.847.6738  
**E-Mail:** [rdhaski@co.becker.mn.us](mailto:rdhaski@co.becker.mn.us)  
**Website:** [www.co.becker.mn.us/transit](http://www.co.becker.mn.us/transit)



## SYSTEM SNAPSHOT:

**Legal Name:** Becker County Transit  
**Type of Government:** County  
**Area Served:** Cities of Audubon, Callaway, Detroit Lakes, Frazee, Lake Park, Ogema and Osage in Becker County  
**Legislative Senate District:** 02, 09 and 10  
**Legislative House District:** 02A, 09B and 10B  
**Congressional District:** 7

## 2007 Achievements:

- Moved into new transit facility.
- Increased base fare from \$1.25 to \$1.50 to help offset rising fuel costs.
- Added additional service to decrease waiting time and reduce unmet needs.

## 2008 Objectives:

- Increase ridership three percent.
- Continue to seek outside revenue sources.

## 2009-2014 Long-Range Plans:

- Coordinate transportation efforts with other local agencies.
- Continue to work with surrounding systems to improve service to outlying areas.

**Vehicles:** 5 Class 400

**Service Type:** Route Deviation and Dial-A-Ride

**Days of Service:** Monday-Friday 8:00 a.m.-6:00 p.m.

**Base Fare:** \$1.50 per 5 miles

**Funding Class:** Rural

## 2006 SYSTEM DATA:

**Total Operating Costs:** \$266,306

**Total Cost Per Passenger:** \$7.41

**Ridership:** 35,915

**Annual System Miles:** 78,999



## BENSON HEARTLAND EXPRESS

**Contact Person:** Rob Wolfington  
**Title:** City Manager  
**Address:** 1410 Kansas Avenue  
Benson, MN 56215  
**Telephone:** 320.843.4775  
**Fax:** 320.842.7151  
**E-Mail:** [rob.wolfington@co.swift.mn.us](mailto:rob.wolfington@co.swift.mn.us)  
**Website:** [www.bensonmn.org](http://www.bensonmn.org)

### 2007 Achievements:

- Accident free.
- Provided service at a cost effective price.

### 2008 Objectives:

- Stay within budget.
- Train new personnel.

### 2009-2014 Long-Range Plans:

- Continue to operate successfully.

### SYSTEM SNAPSHOT:




**Legal Name:** Benson, City of  
**Type of Government:** City  
**Area Served:** City of Benson  
**Legislative House District:** 20A  
**Congressional District:** 7

**Vehicles:** 3 Class 400  
**Service Type:** Dial-A-Ride  
**Days of Service:** Monday-Friday 7:00 a.m.-5:00 p.m.; Saturday 8:00 a.m.-12:30 p.m.; and Sunday 7:30 a.m.-12:30 p.m.  
**Base Fare:** \$1.00  
**Funding Class:** Small Urban

### 2006 SYSTEM DATA:

**Total Operating Costs:** \$144,684  
**Total Cost Per Passenger:** \$3.06  
**Ridership:** 47,242  
**Annual System Miles:** 53,845



## BRAINERD & CROW WING PUBLIC TRANSIT

**Contact Person:** Tom Jay  
**Title:** Transit Coordinator  
**Address:** 501 Laurel Street  
Brainerd, MN 56401  
**Telephone:** 218.825.7433  
**Fax:** 218.828.6172  
**E-Mail:** [tjay@ci.brainerd.mn.us](mailto:tjay@ci.brainerd.mn.us)  
**Website:** [www.ci.brainerd.mn.us/Departments/Transit%20Department.htm](http://www.ci.brainerd.mn.us/Departments/Transit%20Department.htm)

### 2007 Achievements:

- Served City of Baxter five days a week.
- Coordinated trips with Human Services.

### 2008 Objectives:

- Begin route deviation in Brainerd.
- Increase ridership growth on DAR trips by three percent.
- Redesign county schedule.

### 2009-2014 Long-Range Plans:

- Establish route deviation in Baxter and Brainerd.
- Achieve and maintain 20 percent fare box recovery.
- Coordinate weekend service options.

### SYSTEM SNAPSHOT:



**Legal Name:** Brainerd, City of  
**Type of Government:** City  
**Area Served:** Crow Wing County; Cities of Baxter and Brainerd  
**Legislative Senate District:** 04 and 12  
**Legislative House District:** 04B, 12A and 12B  
**Congressional District:** 8

**Vehicles:** 8 Class 400  
**Service Type:** Route Deviation and Dial-A-Ride  
**Days of Service:** Monday-Friday 7:15 a.m.-4:30 p.m.  
**Base Fare:** \$1.00  
**Funding Class:** Rural

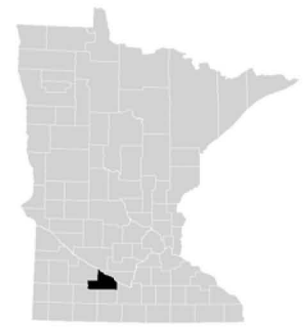
### 2006 SYSTEM DATA:

**Total Operating Costs:** \$760,627  
**Total Cost Per Passenger:** \$8.69  
**Ridership:** 87,498  
**Annual System Miles:** 290,054



## BROWN COUNTY HEARTLAND EXPRESS

**Contact Person:** Bob Apitz  
**Title:** Transit Coordinator  
**Address:** 1117 Center Street  
P. O. Box 788, New Ulm, MN 56073  
**Telephone:** 507.354.8246  
**Fax:** 507.359.6542  
**E-Mail:** [bob.apitz@co.brown.mn.us](mailto:bob.apitz@co.brown.mn.us)  
**Website:** [www.co.brown.mn.us](http://www.co.brown.mn.us)



### SYSTEM SNAPSHOT:

**Legal Name:** Brown County Family Services  
**Type of Government:** County  
**Area Served:** Cities of Comfrey, Essig, Evan, Hanska, New Ulm, Sleepy Eye and Springfield in Brown County  
**Legislative Senate District:** 21  
**Legislative House District:** 21B  
**Congressional District:** 1

### 2007 Achievements:

- Met unmet demand/need for additional passenger service on days where limits existed in west Brown County.
- Participated in Mn/DOT's Coordination Plan/R9 RDC transportation coordination project.

### 2008 Objectives:

- Study transit needs in Highway 14 corridor.
- Explore ways to establish inter-county transit with transit systems in adjacent counties.

### 2009-2014 Long-Range Plans:

- Potentially begin service on Highway 14 corridor as a result of the study.
- Continue to explore computerized software scheduling and dispatch programs compatible with system needs.

**Vehicles:** 7 Class 400

**Service Type:** Dial-A-Ride and Route Deviation

**Days of Service:** Monday-Friday 7:15 a.m.-5:00 p.m.; and Sunday 8:00 a.m.-12:00 p.m.

**Base Fare:** \$1.25

**Funding Class:** Rural

### 2006 SYSTEM DATA:

**Total Operating Costs:** \$481,926

**Total Cost Per Passenger:** \$7.85

**Ridership:** 61,370

**Annual System Miles:** 193,674





# CHISAGO-ISANTI COUNTY HEARTLAND EXPRESS

**Contact Person:** Jacqueline S. Forner  
**Title:** Transit Director  
**Address:** 555 – 18<sup>th</sup> Avenue S.W.  
Cambridge, MN 55008  
**Telephone:** 763.689.8130  
**Fax:** 763.689.8134  
**E-Mail:** [jackie.forner@co.isanti.mn.us](mailto:jackie.forner@co.isanti.mn.us)  
**Website:** [www.co.chisago.mn.us](http://www.co.chisago.mn.us)

## 2007 Achievements:

- Converted bus service from Demand Response to Deviated Route on June 11, 2007.

## 2008 Objectives:

- Move into remodeled Transit Center.
- Hire a mechanic.

## 2009-2014 Long-Range Plans:

- Finish exterior of Transit Center.
- Reduce maintenance costs, cost per hour, and cost per passenger.
- Increase ridership



## SYSTEM SNAPSHOT:



**Legal Name:** Isanti County  
**Type of Government:** County  
**Area Served:** Cities of Braham, Cambridge, Center City, Chisago City, Isanti, Lindstrom, North Branch, Rush City, Taylor Falls and Wyoming in Chisago and Isanti Counties  
**Legislative Senate District:** 08 and 17  
**Legislative House District:** 08B, 17A and 17B  
**Congressional District:** 8

**Vehicles:** 11 Class 400 and 2 Class 600  
**Service Type:** Deviated Route  
**Days of Service:** Monday-Friday 6:00 a.m.- 6:00 p.m.  
**Base Fare:** Varies from \$.50 to \$3 per one-way ride  
**Funding Class:** Rural

## 2006 SYSTEM DATA:

**Total Operating Costs:** \$890,710  
**Total Cost Per Passenger:** \$14.35  
**Ridership:** 62,078  
**Annual System Miles:** 482,267



# CLAY COUNTY RURAL TRANSIT (CCRT)

**Contact Person:** Georgia Beaudry  
**Title:** CCRT Coordinator  
**Address:** 715 – 11<sup>th</sup> Street N. #108  
Moorhead, MN 56560  
**Telephone:** 218.236.0303  
**Fax:** 218.299.7210  
**E-Mail:** [georgia.beaudry@co.clay.mn.us](mailto:georgia.beaudry@co.clay.mn.us)  
**Website:** [www.co.clay.mn.us](http://www.co.clay.mn.us)

## 2007 Achievements:

- Added additional contracted service.
- Increased ridership.
- Became Medica and Social Service Transportation provider.

## 2008 Objectives:

- Implement and operate joint transit garage.
- Increase ridership.
- Continue ongoing collaboration with out transit providers.

## 2009-2014 Long-Range Plans:

- Take transit operations in-house or implement Joint Powers agreement.
- Lower cost per hour.
- Increase ridership.



## SYSTEM SNAPSHOT:



**Legal Name:** Clay County  
**Type of Government:** County  
**Area Served:** Cities of Audubon, Barnesville, Detroit Lakes, Dilworth, Felton, Hawley, Hitterdal, Moorhead, Sabin and Ulen in Clay County and portions of Becker County  
**Legislative Senate District:** 02, 09 and 10  
**Legislative House District:** 02A, 09A, 09B and 10B  
**Congressional District:** 7

**Vehicles:** 3 Class 400 and 2 Class 500  
**Service Type:** Route Deviation and Dial-A-Ride  
**Days of Service:** Monday-Friday 6:00 a.m.- 6:30 p.m.  
**Base Fare:** \$3.00  
**Funding Class:** Rural

## 2006 SYSTEM DATA:

**Total Operating Costs:** \$244,700  
**Total Cost Per Passenger:** \$11.71  
**Ridership:** 20,892  
**Annual System Miles:** 119,255

# COTTONWOOD COUNTY TRANSIT

**Contact Person:** Kelly Thongvivong  
**Title:** Transit Coordinator  
**Address:** 900 Third Avenue  
Windom, MN 56101  
**Telephone:** 507.831.5669  
**Fax:** 507.831.3675  
**E-Mail:** [cottonwood.commissioners@co.cottonwood.mn.us](mailto:cottonwood.commissioners@co.cottonwood.mn.us)  
**Website:** [www.co.cottonwood.mn.us](http://www.co.cottonwood.mn.us)

## 2007 Achievements:

- Maintained current level of service without having to raise fares.
- Provided summer transit passes to children/students for transportation to and from activities at a reduced rate.

## 2008 Objectives:

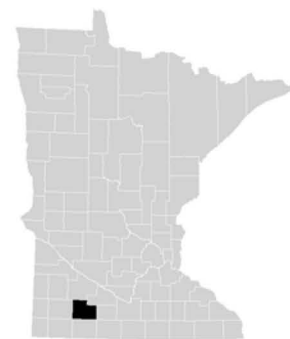
- Continue to review cost-effectiveness of services that may be impacted by rising fuel costs.
- Increase ridership by increasing community awareness of transit system.

## 2009-2014 Long-Range Plans:

- Continue to increase ridership through marketing and education.
- Replace two transit vehicles.



## SYSTEM SNAPSHOT:



**Legal Name:** Cottonwood County  
**Type of Government:** County  
**Area Served:** Cities of Mountain Lake, North Jackson County, Westbrook, Windom and Worthington in Cottonwood County  
**Legislative Senate District:** 22  
**Legislative House District:** 22B  
**Congressional District:** 1

**Vehicles:** 3 Class 400  
**Service Type:** Route Deviation, Dial-A-Ride and Route Guarantee  
**Days of Service:** Monday-Friday 8:00 a.m.-4:30 p.m.  
**Base Fare:** \$1.25 children/students; \$1.50 Adults  
**Funding Class:** Rural

## 2006 SYSTEM DATA:

**Total Operating Costs:** \$120,230  
**Total Cost Per Passenger:** \$5.58  
**Ridership:** 21,534  
**Annual System Miles:** 60,507

## DAWSON HEARTLAND EXPRESS

**Contact Person:** Bernie Struck  
**Title:** Transit Director  
**Address:** 675 Chestnut Street  
P. O. Box 552, Dawson, MN 56232  
**Telephone:** 320.769.2154  
**Fax:** 320.769.2858  
**E-Mail:** [bernie@dawsonmn.com](mailto:bernie@dawsonmn.com)  
**Website:** [www.dawsonmn.com](http://www.dawsonmn.com)

### 2007 Achievements:

- Provided transportation for job service students.
- Experienced an accident free year.
- Completed Commercial Vehicle and Department of Public Safety inspections.

### 2008 Objectives:

- Maintain the city's bus system.
- Continue participating in community projects.
- Maintain excellent passenger per mile numbers.

### 2009-2014 Long-Range Plans:

- Transition to computer record-keeping.
- Continue efficient and reliable service.
- Maintain buses to prolong longevity.

### SYSTEM SNAPSHOT:



**Legal Name:** Dawson, City of  
**Type of Government:** City  
**Area Served:** City of Dawson  
**Legislative House District:** 20A  
**Congressional District:** 7

**Vehicles:** 2 Class 400  
**Service Type:** Dial-A-Ride  
**Days of Service:** Monday-Friday 7:30 a.m.-  
4:30 p.m.  
**Base Fare:** \$2.00  
**Funding Class:** Rural

### 2006 SYSTEM DATA:

**Total Operating Costs:** \$82,634  
**Total Cost Per Passenger:** \$2.99  
**Ridership:** 17,858  
**Annual System Miles:** 12,198





## DULUTH TRANSIT AUTHORITY (DTA) - REGULAR ROUTE

**Contact Person:** Dennis E. Jensen  
**Title:** General Manager  
**Address:** 2402 West Michigan Street  
Duluth, MN 55806  
**Telephone:** 218.722.4426  
**Fax:** 218.722.4428  
**E-Mail:** [djensen@duluthtransit.com](mailto:djensen@duluthtransit.com)  
**Website:** [www.duluthtransit.com](http://www.duluthtransit.com)



### SYSTEM SNAPSHOT:

**Legal Name:** Duluth Transit Authority  
**Type of Government:** City  
**Area Served:** Cities of Duluth, Hermantown and Proctor, MN; and Superior, WI  
**Legislative House District:** 06B, 07A and 07B  
**Congressional District:** 8

### 2007 Achievements:

- Maintained ridership during Grand Avenue reconstruction.
- Offered additional ticket and pass options.
- Continued outreach programs to the community.
- Initiated new routings in conjunction with Job Access Reverse Commute (JARC).

### 2008 Objectives:

- Maintain and improve service and image within the Twin Ports.
- Continue outreach programs to the community.
- Continue ITS integration with reporting.
- Begin downtown bus stop construction project.

### 2009-2014 Long-Range Plans:

- Maintain and improve service and image within the Twin Ports.
- Continue ITS integration with reporting.
- Continue outreach programs to the community.

**Vehicles:** 61 Class 700  
**Service Type:** Fixed Route  
**Days of Service:** Monday-Friday 4:30 a.m.-12:30 a.m.; Saturday 6:02 a.m.-8:04 p.m.; and Sunday 7:37 a.m.-7:39 p.m.  
**Base Fare:** \$1.25; off peak fare \$.60  
**Funding Class:** Urban

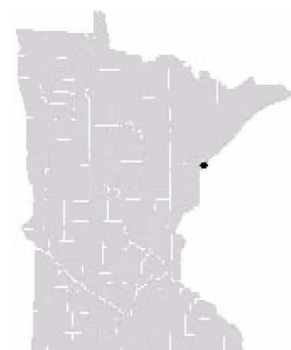
### 2006 SYSTEM DATA:

**Total Operating Costs:** \$9,741,620  
**Total Cost Per Passenger:** \$3.63  
**Ridership:** 2,692,931  
**Annual System Miles:** 1,768,647



## DULUTH TRANSIT AUTHORITY (DTA) - STRIDE

**Contact Person:** Dennis E. Jensen  
**Title:** General Manager  
**Address:** 2402 West Michigan Street  
Duluth, MN 55806  
**Telephone:** 218.722.4426  
**Fax:** 218.722.4428  
**E-Mail:** [djensen@duluthtransit.com](mailto:djensen@duluthtransit.com)  
**Website:** [www.duluthtransit.com](http://www.duluthtransit.com)



### SYSTEM SNAPSHOT:

**Legal Name:** Duluth Transit Authority  
**Type of Government:** City  
**Area Served:** Cities of Duluth, Hermantown and Proctor, MN, and Superior, WI  
**Legislative House District:** 06B, 07A and 07B  
**Congressional District:** 8

### 2007 Achievements:

- Decreased trip denials.
- Decreased trip cancellations.

### 2008 Objectives:

- Increase multiple rider trips (not group trips).
- Maintain and improve service and image within the Twin Ports.

### 2009-2014 Long-Range Plans:

- Maintain and improve service and image within the Twin Ports.
- Continue ITS integration with reporting.
- Continue outreach programs to the community.

**Vehicles:** 4 Class 300 and 6 Class 400

**Service Type:** Dial-A-Ride

**Days of Service:** Monday-Friday 5:00 a.m.-11:00 p.m.; Saturday 6:00 a.m.-7:00 p.m.; and Sunday 6:00 a.m.-6:00 p.m.

**Base Fare:** \$2.50; off peak \$1.20

**Funding Class:** Urban/Complementary Paratransit

### 2006 SYSTEM DATA:

**Total Operating Costs:** \$591,171

**Total Cost Per Passenger:** \$24.89

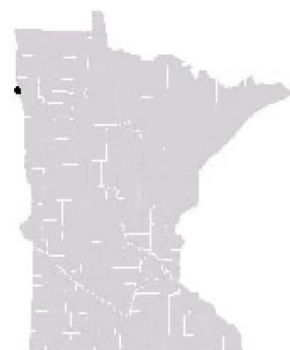
**Ridership:** 23,749

**Annual System Miles:** 175,785



## EAST GRAND FORKS TRANSIT- REGULAR ROUTE

**Contact Person:** Earl Haugen  
**Title:** Transit Manager  
**Address:** 600 Demers Avenue, P. O.  
Box 373, East Grand Forks MN 56721  
**Telephone:** 218.773.0124  
**Fax:** 218.773.0128  
**E-Mail:** [earl.haugen@theforksgov.org](mailto:earl.haugen@theforksgov.org)  
**Website:** [www.grandforksgov.com/bus](http://www.grandforksgov.com/bus)



### SYSTEM SNAPSHOT:

**Legal Name:** East Grand Forks, City of  
**Type of Government:** City  
**Area Served:** City of East Grand Forks  
**Legislative House District:** 01B  
**Congressional District:** 7

### 2007 Achievements:

- Continued contract with local college to provide free rides for a base fee.
- Purchased replacement vehicle.

### 2008 Objectives:

- Continue marketing program to improve all ridership categories.
- Examine feasibility of forming local Transportation Demand Associations.

### 2009-2014 Long-Range Plans:

- Continue marketing program.
- Continue to improve ridership.
- Implement Transit Development Plan (TDP) recommendations.
- Invest in enhanced bus shelters.

**Vehicles:** 1 Class 400

**Service Type:** Fixed Route

**Days of Service:** Monday-Friday 7:00 a.m.-6:00 p.m.; and Saturday 10:00 a.m.-6:00 p.m.

**Base Fare:** \$1.50

**Funding Class:** Urban

### 2006 SYSTEM DATA:

**Total Operating Costs:** \$210,246

**Total Cost Per Passenger:** \$12.88

**Ridership:** 16,324

**Annual System Miles:** 49,108



## EAST GRAND FORKS DIAL-A-RIDE (DAR)

**Contact Person:** Earl Haugen

**Title:** Transit Manager

**Address:** 600 Demers Avenue, P. O.  
Box 373, East Grand Forks, MN 56721

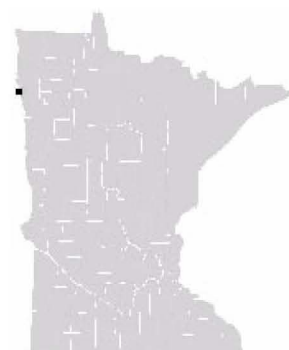
**Telephone:** 701.746.2657

**Fax:** 701.746.1871

**E-Mail:** [earl.haugen@grandforksgov.com](mailto:earl.haugen@grandforksgov.com)

**Website:** [www.grandforksgov.com/bus](http://www.grandforksgov.com/bus)

### SYSTEM SNAPSHOT:



### 2007 Achievements:

- Provided service below projected costs through June, 2007.

### 2008 Objectives:

- Maintain system efficiency.
- Consider purchase of vehicle.
- Coordinate vehicle purchase with Grand Forks Dial-A-Ride system.

### 2009-2014 Long-Range Plans:

- Reduce cost of delivery through service coordination.
- Promote multiple loads on the systems.
- Implement Transit Development Plan (TDP) recommendations.

**Legal Name:** East Grand Forks, City of

**Type of Government:** City

**Area Served:** City of East Grand Forks

**Legislative House District:** 01B

**Congressional District:** 7

**Vehicles:** 6 Class 300

**Service Type:** Dial-A-Ride

**Days of Service:** Monday-Friday 6:00 a.m.-10:00 p.m.; and Saturday 10:00 a.m.-10:00 p.m.

**Base Fare:** \$2.50

**Funding Class:** Urban/Complementary Paratransit

### 2006 SYSTEM DATA:

**Total Operating Costs:** \$35,148

**Total Cost Per Passenger:** \$8.68

**Ridership:** 4,049

**Annual System Miles:** 4,736



# FAR NORTH PUBLIC TRANSIT

**Contact Person:** Steve Butler  
**Title:** Transit Director  
**Address:** 215 South Main  
P. O. Box 189, Roseau, MN 56751  
**Telephone:** 218.463.3238  
**Fax:** 218.463.0001  
**E-Mail:** [rcco@wiktel.com](mailto:rcco@wiktel.com)  
**Website:** [www.farnorthtransit.com](http://www.farnorthtransit.com)



## SYSTEM SNAPSHOT:

**Legal Name:** Roseau County Committee on Aging  
**Type of Government:** Joint Powers  
**Area Served:** Lake of the Woods and Roseau Counties  
**Legislative Senate District:** 01 and 03  
**Legislative House District:** 01A and 03A  
**Congressional District:** 7

## 2007 Achievements:

- Increased passenger rides by more than 10 percent through June, 2007.
- Kept cost per hour under \$30; cost per passenger under \$8.

## 2008 Objectives:

- Raise revenue by on bus advertising in Lake of the Woods County.
- Continue to explore Roseau and Lake of the Woods County transit needs in order to provide necessary service.

## 2009-2014 Long-Range Plans:

- Use backup bus in Roseau during peak times for better service to the public.

**Vehicles:** 5 Class 400  
**Service Type:** Route Deviation and Dial-A-Ride  
**Days of Service:** Monday-Friday 7:00 a.m.- 5:00 p.m.  
**Base Fare:** \$1.00 plus \$.75 for each 10 miles  
**Funding Class:** Rural

## 2006 SYSTEM DATA:

**Total Operating Costs:** \$241,483  
**Total Cost Per Passenger:** \$8.95  
**Ridership:** 26,986  
**Annual System Miles:** 112,679





## FARIBAULT COUNTY PRAIRIE EXPRESS

**Contact Person:** Bonita Hagedorn  
**Title:** Transit Coordinator  
**Address:** 415 North Main Street  
P. O. Box 130, Blue Earth, MN 56013  
**Telephone:** 507.526.7433  
**Fax:** 507.526.7227  
**E-Mail:**  
[bonita.hagedorn@co.faribault.mn.us](mailto:bonita.hagedorn@co.faribault.mn.us)  
**Website:** [www.co.faribault.mn.us](http://www.co.faribault.mn.us)

### 2007 Achievements:

- Maintained increased ridership.
- Increased student ridership through sale of passes.

### 2008 Objectives:

- Maintain ridership.
- Increase revenue to cost ratio.
- Reduce cost per passenger and cost per hour.

### 2009-2014 Long-Range Plans:

- Run three buses full-time.
- Increase riders per hour thru effective dispatching.

### SYSTEM SNAPSHOT:



**Legal Name:** Faribault County  
**Type of Government:** County  
**Area Served:** Cities of Blue Earth, Briceyn, Delavan, Easton, Elmore, Frost, Gukeen, Huntley, Kiester, Minnesota Lake, Walters, Wells and Winnebago in Faribault County  
**Legislative Senate District:** 24  
**Legislative House District:** 24A and 24B  
**Congressional District:** 1

**Vehicles:** 3 Class 400  
**Service Type:** Dial-A-Ride  
**Days of Service:** Monday-Friday 8:00 a.m.-5:00 p.m.  
**Base Fare:** \$2.00  
**Funding Class:** Rural

### 2006 SYSTEM DATA:

**Total Operating Costs:** \$180,076  
**Total Cost Per Passenger:** \$12.06  
**Ridership:** 14,926  
**Annual System Miles:** 103,916



## FARIBAULT FLYER

**Contact Person:** Kim Lang  
**Title:** Community Development Coordinator  
**Address:** 208 N.W. 1<sup>st</sup> Avenue  
Faribault, MN 55021  
**Telephone:** 507.333.0376  
**Fax:** 507.384.0507  
**E-Mail:** [klang@ci.faribault.mn.us](mailto:klang@ci.faribault.mn.us)  
**Website:** [www.ci.faribault.mn.us](http://www.ci.faribault.mn.us)

### 2007 Achievements:

- Conducted system analysis with recommendations presented to City Council.

### 2008 Objectives:

- Implement changes approved from 2007 recommendation.
- Increase fare box recovery rate from 15 percent to 17 percent.

### 2009-2014 Long-Range Plans:

- Purchase vehicles as needed.
- Continue to work toward goal of 20 percent fare box recovery rate.
- Monitor need for countywide service.

### SYSTEM SNAPSHOT:



**Legal Name:** Faribault, City of  
**Type of Government:** City  
**Area Served:** City of Faribault  
**Legislative House District:** 26B  
**Congressional District:** 2

**Vehicles:** 3 Class 400  
**Service Type:** Route Deviation  
**Days of Service:** Monday-Friday 6:30 a.m.-6:30 p.m.; Saturday 7:30 a.m.-4:30 p.m.; and Sunday 8:30 a.m.-3:30 p.m.  
**Base Fare:** \$1.00  
**Funding Class:** Small Urban

### 2006 SYSTEM DATA:

**Total Operating Costs:** \$150,351  
**Total Cost Per Passenger:** \$6.63  
**Ridership:** 22,661  
**Annual System Miles:** 51,206





# FOSSTON TRANSIT

**Contact Person:** Charles Lucken  
**Title:** City Administrator  
**Address:** 220 East First Street  
Fosston, MN 56542  
**Telephone:** 218.435.1959  
**Fax:** 218.435.1961  
**E-Mail:** [chuck.lucken@fosston.com](mailto:chuck.lucken@fosston.com)  
**Website:** [www.fosston.com](http://www.fosston.com)

## 2007 Achievements:

- Kept fares to a minimum despite high fuel costs.

## 2008 Objectives:

- Continue to offer quality service.

## 2009-2014 Long-Range Plans:

- Increase ridership.
- Maintain reasonable fare.

## SYSTEM SNAPSHOT:



**Legal Name:** Fosston, City of  
**Type of Government:** City  
**Area Served:** City of Fosston  
**Legislative House District:** 02A  
**Congressional District:** 7

**Vehicles:** 1 Class 400  
**Service Type:** Dial-A-Ride  
**Days of Service:** Monday-Friday 7:30 a.m.-5:30 p.m.; and Sunday 8:00 a.m.-12:00 p.m.  
**Base Fare:** \$.35  
**Funding Class:** Rural

## 2006 SYSTEM DATA:

**Total Operating Costs:** \$65,000  
**Total Cost Per Passenger:** \$2.77  
**Ridership:** 21,954  
**Annual System Miles:** 22,538



## GRANITE FALLS HEARTLAND EXPRESS

**Contact Person:** William P. Lavin  
**Title:** City Manager  
**Address:** 885 Prentice Street  
Granite Falls, MN 56241  
**Telephone:** 320.564.3011  
**Fax:** 320.564.3013  
**E-Mail:** [bill.lavin@granitefalls.com](mailto:bill.lavin@granitefalls.com)  
**Website:** [www.granitefalls.com](http://www.granitefalls.com)

### 2007 Achievements:

- Increased ridership by eight percent through June, 2007.
- Decreased miles driven.

### 2008 Objectives:

- Reduce cost per passenger and cost per hour.
- Increase ridership.

### 2009-2014 Long-Range Plans:

- Upgrade on-board phone system.
- Replace transit vehicle

### SYSTEM SNAPSHOT:



**Legal Name:** Granite Falls, City of  
**Type of Government:** City  
**Area Served:** City of Granite Falls  
**Legislative House District:** 20B  
**Congressional District:** 7

**Vehicles:** 1 Class 400  
**Service Type:** Dial-A-Ride  
**Days of Service:** Monday-Friday 6:30 a.m.-5:30 p.m.  
**Base Fare:** \$1.50  
**Funding Class:** Small Urban

### 2006 SYSTEM DATA:

**Total Operating Costs:** \$98,114  
**Total Cost Per Passenger:** \$4.04  
**Ridership:** 24,469  
**Annual System Miles:** 29,951



## GRANT COUNTY ALPHA TRANSIT

**Contact Person:** Janet Johnson

**Title:** Coordinator

**Address:** P. O. Box 1006

Elbow Lake, MN 56531

**Telephone:** 218.685.4417

**Fax:** 218.685.4978

**E-Mail:** [janet.johnson@co.grant.mn.us](mailto:janet.johnson@co.grant.mn.us)

**Website:** [alpha.transit@co.grant.mn.us](mailto:alpha.transit@co.grant.mn.us)



### SYSTEM SNAPSHOT:

**Legal Name:** Grant County Transportation

**Type of Government:** County

**Area Served:** Grant County

**Legislative Senate District:** 11

**Legislative House District:** 11A

**Congressional District:** 7

### 2007 Achievements:

- Increased children/student ridership.
- Increased volunteer driver participation.

### 2008 Objectives:

- Increase ridership seven percent.

### 2009-2014 Long-Range Plans:

- Add additional two day service to outlying areas.
- Provide more hours per day.

**Vehicles:** 3 Class 400

**Service Type:** Route Deviation, Dial-A-Ride and Route Guarantee

**Days of Service:** Monday-Friday 8:00 a.m.-5:00 p.m.

**Base Fare:** \$1.50

**Funding Class:** Rural

### 2006 SYSTEM DATA:

**Total Operating Costs:** \$156,611

**Total Cost Per Passenger:** \$10.15

**Ridership:** 15,184

**Annual System Miles:** 51,153



# HIBBING AREA TRANSIT

**Contact Person:** Sherri A. Lindstrom  
**Title:** Finance Director  
**Address:** 401 East 21<sup>st</sup> Street  
Hibbing, MN 55746  
**Telephone:** 218.262.3486 Ext. 110  
**Fax:** 218.262.2308  
**E-Mail:** [slindstrom@ci.hibbing.mn.us](mailto:slindstrom@ci.hibbing.mn.us)  
**Website:** [www.hibbing.mn.us](http://www.hibbing.mn.us)

## 2007 Achievements:

- Completed new bus garage.

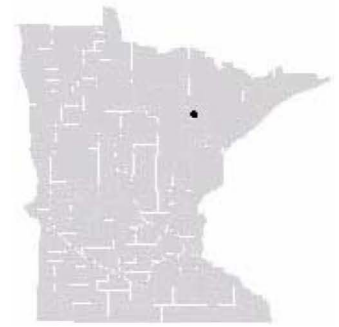
## 2008 Objectives:

- Increase ridership through improved marketing.
- Replace two buses.

## 2009-2014 Long-Range Plans:

- Expand service and ridership in outlying parts of the city.

## SYSTEM SNAPSHOT:



**Legal Name:** Hibbing, City of  
**Type of Government:** City  
**Area Served:** City of Hibbing  
**Legislative House District:** 05B  
**Congressional District:** 8

**Vehicles:** 4 Class 500  
**Service Type:** Route Deviation and Dial-A-Ride  
**Days of Service:** Route Deviation Monday-Friday 9:00 a.m.-8:00 p.m.; Dial-A-Ride 6:00 a.m.-9:00 p.m.; Saturday – Sunday 10:00 a.m.-4:00 p.m.  
**Base Fare:** \$1.00 one way  
**Funding Class:** Small Urban

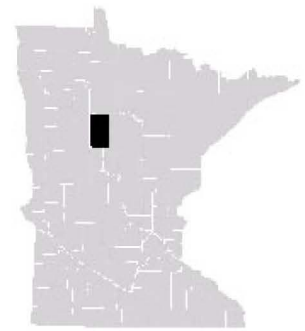
## 2006 SYSTEM DATA:

**Total Operating Costs:** \$208,775  
**Total Cost Per Passenger:** \$5.04  
**Ridership:** 41,442  
**Annual System Miles:** 94,379



# HUBBARD COUNTY HEARTLAND EXPRESS

**Contact Person:** Linda Bair  
**Title:** Transit Coordinator  
**Address:** 301 Court Street  
Park Rapids, MN 56470  
**Telephone:** 218.732.9328  
**Fax:** 218.732.3231  
**E-Mail:** [lbair@co.hubbard.mn.us](mailto:lbair@co.hubbard.mn.us)  
**Website:** [www.co.hubbard.mn.us](http://www.co.hubbard.mn.us)



## SYSTEM SNAPSHOT:

**Legal Name:** Hubbard County  
**Type of Government:** County  
**Area Served:** Hubbard County and the City of Park Rapids  
**Legislative Senate District:** 02 and 04  
**Legislative House District:** 2B and 4B  
**Congressional District:** 8

## 2007 Achievements:

- Added additional hours to manage major Park Rapids road construction. Developed routes within those hours to increase ride effectiveness.
- Added weekly route to include six mile radius outside of Park Rapids as city service.

## 2008 Objectives:

- Maintain quality of service on tight budget.
- Improve maintenance/repair records.
- Automate ride requests.

## 2009-2014 Long-Range Plans:

- Maintain current service levels with tight funding.
- Look for additional contract opportunities.

**Vehicles:** 4 Class 400  
**Service Type:** Route Deviation, Dial-A-Ride and Volunteer  
**Days of Service:** Monday-Friday 6:45 a.m.- 5:00 p.m.  
**Base Fare:** \$1.25  
**Funding Class:** Rural

## 2006 SYSTEM DATA:

**Total Operating Costs:** \$209,255  
**Total Cost Per Passenger:** \$8.92  
**Ridership:** 23,451  
**Annual System Miles:** 125,800





## KANDIYOHI AREA TRANSIT (KAT)

**Contact Person:** John Groothuis  
**Title:** Transit Director  
**Address:** 1320 – 22<sup>nd</sup> Street S.W.  
P. O. Box 186, Willmar, MN 56201  
**Telephone:** 320.214.7433  
**Fax:** 320.214.7754  
**E-Mail:** [jgroothuis@katbus.org](mailto:jgroothuis@katbus.org)  
**Website:** [www.katbus.org](http://www.katbus.org)

### 2007 Achievements:

- Hosted the Minnesota Statewide Bus Rodeo.
- Expanded evening service in the City of Willmar.
- Added additional routes in service area.

### 2008 Objectives:

- Complete downtown bus shelter/transfer site in the City of Willmar.
- Purchase dispatch and vehicle software program.

### 2009-2014 Long-Range Plans:

- Maintain ridership.
- Make routes and routing more efficient.



### SYSTEM SNAPSHOT:



**Legal Name:** Kandiyohi Area Transit Joint Powers Board

**Type of Government:** Joint Powers Board

**Area Served:** Cities of Atwater, Blomkest, Kandiyohi, Lake Lillian, Pennock, Prinsburg, Raymond, Regal and Sunburg in Kandiyohi County

**Legislative House District:** 13A and 13B

**Congressional District:** 7

**Vehicles:** 7 Class 400 and 2 Class 500

**Service Type:** Route Deviation and Demand Response

**Days of Service:** Monday-Friday 5:30 a.m.-5:30 p.m.; and Saturday 7:30 a.m.-3:30 p.m.

**Base Fare:** \$1.25

**Funding Class:** Rural

### 2006 SYSTEM DATA:

**Total Operating Costs:** \$840,612

**Total Cost Per Passenger:** \$7.23

**Ridership:** 116,213

**Annual System Miles:** 244,270





# LA CRESCENT APPLE EXPRESS

**Contact Person:** Keith Carlson

**Title:** Transit Manager

**Address:** 315 Main Street

La Crescent, MN 55947

**Telephone:** 608.789.7350

**Fax:** 608.789.7374

**E-Mail:** [carlsonk@cityoflacrosse.org](mailto:carlsonk@cityoflacrosse.org)

**Website:** [www.cityoflacrosse.org](http://www.cityoflacrosse.org)



## SYSTEM SNAPSHOT:

**Legal Name:** La Crescent, City of

**Type of Government:** City

**Area Served:** City of La Crescent, MN, and La Crosse, WI

**Legislative House District:** 31A and 31B

**Congressional District:** 1

## 2007 Achievements:

- Completed new transit hub and park and ride facility.

## 2008 Objectives:

- Implement new marketing efforts for continued ridership growth and transportation from new transit hub in La Crescent

## 2009-2014 Long-Range Plans:

- Add new service hours between La Crescent and La Crosse mid-day Monday through Friday, and add Saturday service.

**Vehicles:** 1 Class 400

**Service Type:** Route Deviation

**Days of Service:** Monday-Friday 6:00 a.m.-11:00 a.m. and 1:00 p.m.-6:10 p.m.

**Base Fare:** \$1.00

**Funding Class:** Urban

## 2006 SYSTEM DATA:

**Total Operating Costs:** \$176,934

**Total Cost Per Passenger:** \$10.84

**Ridership:** 17,190

**Annual System Miles:** 42,000



# LE SUEUR HEARTLAND EXPRESS

**Contact Person:** Connie Swanson  
**Title:** Director  
**Address:** 601 South 5<sup>th</sup> Street  
P. O. Box 176, Le Sueur, MN 56058  
**Telephone:** 507.665.6211  
**Fax:** 507.665.3813  
**E-Mail:** [cswanson@cityoflesueur.com](mailto:cswanson@cityoflesueur.com)  
**Website:** [www.cityoflesueur.com](http://www.cityoflesueur.com)

## SYSTEM SNAPSHOT:



**Legal Name:** Le Sueur, City of  
**Type of Government:** City  
**Area Served:** City of Le Sueur  
**Legislative House District:** 25A  
**Congressional District:** 2 and 7

## 2007 Achievements:

- Explored potential need for extended service hours.

## 2008 Objectives:

- Hold operating cost at present rate.
- Honor 30<sup>th</sup> year of local transit service.
- Purchase new vehicle.

## 2009-2014 Long-Range Plans:

- Extend service hours.
- Provide weekend bus service.

**Vehicles:** 3 Class 400

**Service Type:** Route Deviation and Dial-A-Ride

**Days of Service:** Monday-Friday 7:00 a.m.-4:30 p.m.

**Base Fare:** \$2.25

**Funding Class:** Small Urban

## 2006 SYSTEM DATA:

**Total Operating Costs:** \$169,812

**Total Cost Per Passenger:** \$6.61

**Ridership:** 25,699

**Annual System Miles:** 26,627



## LINCOLN COUNTY HEARTLAND EXPRESS

**Contact Person:** Cara Nielsen  
**Title:** Director  
**Address:** 319 North Rebecca Street  
P. O. Box 29, Ivanhoe, MN 56142  
**Telephone:** 507.694.1813  
**Fax:** 507.694.1198  
**E-Mail:** [transportation@co.lincoln.mn.us](mailto:transportation@co.lincoln.mn.us)  
**Website:** [www.co.lincoln.mn.us](http://www.co.lincoln.mn.us)



### SYSTEM SNAPSHOT:

**Legal Name:** Lincoln County  
**Type of Government:** County  
**Area Served:** Cities of Canby, Marshall and Pipestone in Lincoln County; and Brookings and Watertown, SD  
**Legislative Senate District:** 20  
**Legislative House District:** 20A  
**Congressional District:** 7

### 2007 Achievements:

- Purchased new bus.
- Increased ridership

### 2008 Objectives:

- Coordinate more to help keep costs down.

### 2009-2014 Long-Range Plans:

- Purchase a new bus.
- Increase ridership

**Vehicles:** 3 Class 400

**Service Type:** Dial-A-Ride

**Days of Service:** Monday-Friday 8:30 a.m.-4:30 p.m.

**Base Fare:** \$1.00 each way

**State Funding Class:** Rural

### 2006 SYSTEM DATA:

**Total Operating Costs:** \$179,166

**Total Cost Per Passenger:** \$15.70

**Ridership:** 12,986

**Annual System Miles:** 62,557



# MAHNOMEN COUNTY HEARTLAND EXPRESS

**Contact Person:** Cindy Marihart  
**Title:** Director of Human Services  
**Address:** 311 North Main Street  
Mahnomen, MN 56557  
**Telephone:** 218.935.2568  
**Fax:** 218.935.5459  
**E-Mail:**  
[cmarihart@hs.co.mahnomen.mn.us](mailto:cmarihart@hs.co.mahnomen.mn.us)

## 2007 Achievements:

- Contract with DAC for transportation services.
- Increased revenues.

## 2008 Objectives:

- Continue to provide dependable and reliable transportation services.
- Increase ridership by three percent.

## 2009-2014 Long-Range Plans:

- Reach 15 percent cost recovery.
- Coordinate with other local entities.

## SYSTEM SNAPSHOT:



**Legal Name:** Mahnomen County Human Services

**Type of Government:** County

**Area Served:** Mahnomen County; to and from Bemidji, Detroit Lakes, Fargo, Ogema and White Earth

**Legislative Senate District:** 02

**Legislative House District:** 02A

**Congressional District:** 7

**Vehicles:** 3 Class 400

**Service Type:** Dial-A-Ride

**Days of Service:** Monday-Friday 7:30 a.m.-4:30 p.m.

**Base Fare:** \$2.00 rural one-way; \$1.00 one-way city limits

**Funding Class:** Rural

## 2006 SYSTEM DATA:

**Total Operating Costs:** \$148,147

**Total Cost Per Passenger:** \$14.84

**Ridership:** 9,985

**Annual System Miles:** 51,794



Mahnomen County Heartland Express





# MANKATO - GREATER MANKATO TRANSIT SYSTEM

**Contact Person:** Ed Pankratz  
**Title:** Deputy Director of Public Works  
**Address:** 10 Civic Center Plaza  
P. O. Box 3368  
Mankato, MN 56002-3368  
**Telephone:** 507.387.8659  
**Fax:** 507.387.4602  
**E-Mail:** [epankratz@city.mankato.mn.us](mailto:epankratz@city.mankato.mn.us)  
**Website:** [www.ci.mankato.mn.us](http://www.ci.mankato.mn.us)



## SYSTEM SNAPSHOT:

**Legal Name:** Mankato, City of  
**Type of Government:** City  
**Area Served:** City of Mankato  
**Legislative House District:** 23A and 23B  
**Congressional District:** 1

## 2007 Achievements:

- Increased ridership and advertising revenue.
- Purchased new Class 700 vehicle.
- Participated in Region 9 coordination effort.

## 2008 Objectives:

- Work with Mankato State University to improve/expand service.
- Continue to participate in coordination efforts between DHS and Mn/DOT.

## 2009-2014 Long-Range Plans:

- Continue to monitor 10 year plan for bus replacement.
- Update the options for acquiring Mn/DOT building for transit use.

**Vehicles:** 1 Class 400, 5 Class 500, 3 Class 600 and 7 Class 700

**Service Type:** Fixed Route and Complementary Paratransit

**Days of Service:** Monday-Wednesday 5:35 a.m.-6:00 p.m.; Thursday-Friday 5:35 a.m.-11:00 p.m.; and Saturday 10:00 a.m.-11:00 p.m.

**Base Fare:** \$1.25

**Funding Class:** Small Urban

## 2006 SYSTEM DATA:

**Total Operating Costs:** \$1,148,573

**Total Cost Per Passenger:** \$3.98

**Ridership:** 288,703

**Annual System Miles:** 262,726



# MARTIN COUNTY EXPRESS

**Contact Person:** Scott Higgins  
**Title:** County Coordinator  
**Address:** 201 Lake Avenue  
Fairmont, MN 56031  
**Telephone:** 507.238.3126  
**Fax:** 507.238.3136  
**E-Mail:** [scott.higgins@co.martin.mn.us](mailto:scott.higgins@co.martin.mn.us)  
**Website:** [www.co.martin.mn.us](http://www.co.martin.mn.us)

## 2007 Achievements:

- Increased ridership.
- Implemented new policies and procedures on fare box collections.
- Expanded weekend service.

## 2008 Objectives:

- Promote increased ridership and awareness of public transit.
- Increase system efficiency and reduce cost per service hour.
- Improve dial-a-ride service

## 2009-2014 Long-Range Plans:

- Work with Mn/DOT to achieve objectives of the Greater Minnesota Transit Plan.
- Participate in system coordination of rides within three county area.
- Increase revenue sources to support transit operations.

## SYSTEM SNAPSHOT:



**Legal Name:** Martin County  
**Type of Government:** County  
**Area Served:** Cities of Dunnell, Fairmont, Granada, Sherburn, Trimont, Truman and Welcome in Martin County  
**Legislative Senate District:** 24  
**Legislative House District:** 24A  
**Congressional District:** 1

**Vehicles:** 6 Class 400  
**Service Type:** Dial-A-Ride  
**Days of Service:** Monday-Friday 5:00 a.m.-10:00 p.m.; and Saturday 8:00 a.m.-10:00 p.m.  
**Base Fare:** \$2.50  
**Funding Class:** Rural

## 2006 SYSTEM DATA:

**Total Operating Costs:** \$444,271  
**Total Cost Per Passenger:** \$5.81  
**Ridership:** 76,456  
**Annual System Miles:** 278,324





# MEEKER COUNTY PUBLIC TRANSIT

**Contact Person:** Donna Anderson  
**Title:** Transit Director  
**Address:** 218 North Holcombe Avenue  
Litchfield, MN 55355  
**Telephone:** 320.693.7794 or  
1.800.513.7433  
**Fax:** 320.693.2718  
**E-Mail:** [donnaanderson@ecumen.org](mailto:donnaanderson@ecumen.org)  
**Website:** [www.augustanahomes.org](http://www.augustanahomes.org)

## 2007 Achievements:

- Added fifth bus to transit system.
- Increased office dispatcher hours from 32 to 40 hours.
- Added 1,000 service hours.

## 2008 Objectives:

- Add Saturday and Sunday morning service.

## 2009-2014 Long-Range Plans:

- Build a storage/garage for buses.
- Add another bus to system.
- Connect with other systems in coordinating transportation needs.

## SYSTEM SNAPSHOT:



**Legal Name:** Augustana Lutheran Homes, Inc.  
**Type of Government:** County  
**Area Served:** Meeker County  
**Legislative Senate District:** 18  
**Legislative House District:** 18A and 18B  
**Congressional District:** 7

**Vehicles:** 7 Class 400  
**Service Type:** Route Deviation and Dial-A-Ride  
**Days of Service:** Monday-Friday 7:00 a.m.-  
6:00 p.m.  
**Base Fare:** \$1.50 Town, \$3.00 County  
**Funding Class:** Rural

## 2006 SYSTEM DATA:

**Total Operating Costs:** \$321,172  
**Total Cost Per Passenger:** \$5.96  
**Ridership:** 53,852  
**Annual System Miles:** 109,344



# MILLE LACS PUBLIC TRANSIT

**Contact Person:** Helen Pieper  
**Title:** Executive Director  
**Address:** 535 – 8<sup>th</sup> Street N.E.  
P. O. Box 7, Milaca, MN 56353  
**Telephone:** 320.983.2494  
**Fax:** 320.983.3294  
**E-Mail:** [mlptinc@citlink.net](mailto:mlptinc@citlink.net)  
**Website:** [www.mltransit.com](http://www.mltransit.com)

## 2007 Achievements:

- Implemented additional hours of service in Northern Mille Lacs County in partnership with Mille Lacs Band of Ojibwe.

## 2008 Objectives:

- Purchase a new bus.

## 2009-2014 Long-Range Plans:

- Provide inter-city service between Milaca and Princeton.
- Provide commuter bus service along Highway 169 to Elk River Park and Ride.

## SYSTEM SNAPSHOT:



**Legal Name:** Mille Lacs Public Transit, Inc.  
**Type of Government:** Non-Profit  
**Area Served:** Cities of Bock, Foreston, Isle, Milaca, Onamia, Pease, Princeton, Vineland and Wahkon in Mille Lacs County  
**Legislative Senate District:** 16  
**Legislative House District:** 16A  
**Congressional District:** 8

**Vehicles:** 1 Class 300 and 3 Class 400  
**Service Type:** Route Deviation and Dial-A-Ride  
**Days of Service:** Monday-Friday 8:00 a.m.-4:00 p.m.  
**Base Fare:** \$2.50  
**Funding Class:** Rural

## 2006 SYSTEM DATA:

**Total Operating Costs:** \$219,615  
**Total Cost Per Passenger:** \$10.72  
**Ridership:** 20,496  
**Annual System Miles:** 95,079



## MONTEVIDEO HEARTLAND EXPRESS

**Contact Person:** Greg Schwaegerl  
**Title:** Public Works Director  
**Address:** 103 Canton Avenue  
P. O. Box 517, Montevideo, MN 56265  
**Telephone:** 320.269.7926  
**Fax:** 320.269.9340  
**E-Mail:** [greg@maxminn.com](mailto:greg@maxminn.com)



### SYSTEM SNAPSHOT:

**Legal Name:** Montevideo, City of  
**Type of Government:** City  
**Area Served:** City of Montevideo  
**Legislative House District:** 20B  
**Congressional District:** 7

### 2007 Achievements:

- Increased ridership.

### 2008 Objectives:

- Increase ridership by two percent.

### 2009-2014 Long-Range Plans:

- Purchase a new bus in 2009.

**Vehicles:** 3 Class 400

**Service Type:** Demand Response

**Days of Service:** Monday-Friday 5:30 a.m.-  
4:00 p.m.

**Base Fare:** \$1.50

**Funding Class:** Small Urban

### 2006 SYSTEM DATA:

**Total Operating Costs:** \$105,401

**Total Cost Per Passenger:** \$5.13

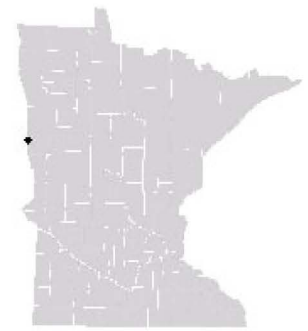
**Ridership:** 20,552

**Annual System Miles:** 29,445



## MOORHEAD METROPOLITAN AREA TRANSIT (MAT)

**Contact Person:** Lori Van Beek  
**Title:** Transit Manager  
**Address:** 650 – 23<sup>rd</sup> Street North  
Fargo, ND 58102  
**Telephone:** 701.476.6686 or  
701.476.6782  
**Fax:** 701.241.8558  
**E-Mail:** [ivanbeek@matbus.com](mailto:ivanbeek@matbus.com)  
**Website:** [www.matbus.com](http://www.matbus.com)



### SYSTEM SNAPSHOT:

**Legal Name:** Moorhead, City of  
**Type of Government:** City  
**Area Served:** Cities of Dilworth and Moorhead  
**Legislative House District:** 09A and 09B  
**Congressional District:** 7

### 2007 Achievements:

- Installed security camera system in buses.
- Implemented new fleet maintenance software.
- Increased service hours during the summer evenings.
- Expanded hours of the transit center to match service hours.
- Completed Moorhead Expansion and Realignment Study.

### 2008 Objectives:

- Increase frequency of service during the summer mid-day.
- Implement route change per Realignment Study.

### 2009-2014 Long-Range Plans:

- Add bus service to the City of Dilworth and newly developed areas of southeast Moorhead.
- Add demand-response general public service to unserved areas of Moorhead.
- Draft agreement to share vehicles with City of Fargo.
- Create a Metro Transit Authority.

**Vehicles:** 10 Class 700

**Service Type:** Fixed Route

**Days of Service:** Monday-Friday 6:15 a.m.-10:15 p.m.; and Saturday 7:15 a.m.-10:15 p.m.

**Base Fare:** \$1.00

**Funding Class:** Urban

### 2006 SYSTEM DATA:

**Total Operating Costs:** \$1,205,349

**Total Cost Per Passenger:** \$3.75

**Ridership:** 349,777

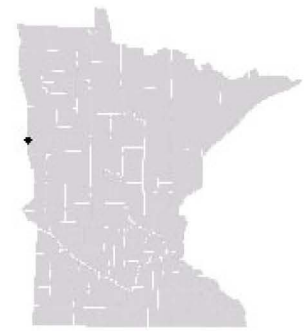
**Annual System Miles:** 333,887





## MOORHEAD METROPOLITAN AREA TRANSIT (MAT) PARATRANSIT

**Contact Person:** Lori Van Beek  
**Title:** Transit Manager  
**Address:** 650 – 23<sup>rd</sup> Street North  
Fargo, ND 58102  
**Telephone:** 701.476.6686  
**Fax:** 701.241.8558  
**E-Mail:** [lvanbeek@matbus.com](mailto:lvanbeek@matbus.com)  
**Website:** [www.matbus.com](http://www.matbus.com)



### SYSTEM SNAPSHOT:

**Legal Name:** Moorhead, City of  
**Type of Government:** City  
**Area Served:** Cities of Dilworth and Moorhead  
**Legislative House District:** 09A and 09B  
**Congressional District:** 7

### 2007 Achievements:

- Recertified passengers for eligibility (done every three years).
- Implemented recommendations of Paratransit Options Analysis Study.
- Coordinated with City of Fargo and new Mobility Manager to improve efficiencies.

### 2008 Objectives:

- Purchase expansion vehicle to meet growing demand.
- Add service hours to meet growing demand.
- Begin operation of new Metro Senior Ride Service.

### 2009-2014 Long-Range Plans:

- Replace Moorhead paratransit vehicles.
- Implement service into newly annexed areas.

**Vehicles:** 3 Class 400  
**Service Type:** Dial-A-Ride  
**Days of Service:** Monday-Saturday 6:15 a.m.-10:15 p.m.  
**Base Fare:** \$2.00  
**Funding Class:** Urban and Complementary Paratransit

### 2006 SYSTEM DATA:

**Total Operating Costs:** \$203,591  
**Total Cost Per Passenger:** \$15.64  
**Ridership:** 13,014  
**Annual System Miles:** 71,837



## MORRIS TRANSIT

**Contact Person:** Eugene Krosschell

**Title:** Finance Director

**Address:** P. O. Box 438

Morris, MN 56267

**Telephone:** 320.589.3141 or  
320.589.1000

**Fax:** 320.589.3111

**E-Mail:** [cityhall@ci.morris.mn.us](mailto:cityhall@ci.morris.mn.us)

**Website:**

[www.ci.morris.mn.us/transit.php](http://www.ci.morris.mn.us/transit.php)

### SYSTEM SNAPSHOT:



**Legal Name:** Morris, City of

**Type of Government:** City

**Area Served:** City of Morris

**Legislative House District:** 11A

**Congressional District:** 7

### 2007 Achievements:

- Did some creative public relations with preschool and University of Minnesota Morris.
- Increased ridership.
- Started updating advertising flyers.

### 2008 Objectives:

- Focus on elderly ridership.
- Build up evening ridership.
- Keep up with drivers' educational needs.

### 2009-2014 Long-Range Plans:

- Keep updated with new buses.

**Vehicles:** 5 Class 400

**Service Type:** Dial-A-Ride

**Days of Service:** Monday-Friday 6:00 a.m.-  
10:00 p.m.; Saturday 12:00 p.m.-4:00 p.m.; and  
Sunday 8:30 a.m.-12:30 p.m.

**Base Fare:** \$1.00 if scheduled 2 hours in  
advance

**Funding Class:** Small Urban

### 2006 SYSTEM DATA:

**Total Operating Costs:** \$282,255

**Total Cost Per Passenger:** \$5.23

**Ridership:** 53,950

**Annual System Miles:** 78,384





## MURRAY COUNTY HEARTLAND EXPRESS

**Contact Person:** Michelle Miranowski  
**Title:** Transportation Coordinator  
**Address:** 2439 Broadway Avenue  
Slayton, MN 56172  
**Telephone:** 507.836.6648  
**Fax:** 507.836.8875  
**E-Mail:** [mcrides@frontiernet.net](mailto:mcrides@frontiernet.net)



### SYSTEM SNAPSHOT:

**Legal Name:** Murray County  
**Type of Government:** County  
**Area Served:** Murray County  
**Legislative Senate District:** 22  
**Legislative House District:** 22A  
**Congressional District:** 1

### 2007 Achievements:

- Participated in local events to increase awareness of public transportation.
- Increased passenger trips through June, 2007.

### 2008 Objectives:

- Accident free.
- Increase ridership by three percent.
- Remain at budget level.

### 2009-2014 Long-Range Plans:

- Participate in local events to increase awareness of public transportation.
- Provide necessary safety training for drivers and dispatchers.

**Vehicles:** 2 Class 400

**Service Type:** Dial-A-Ride

**Days of Service:** Monday-Friday 8:00 a.m.-4:00 p.m.

**Base Fare:** \$2.00 in-town one-way; \$2.50 in-town round trip; \$3.00 in-county one-way; and \$4.00 in-county round trip

**Funding Class:** Rural

### 2006 SYSTEM DATA:

**Total Operating Costs:** \$84,982

**Total Cost Per Passenger:** \$9.20

**Ridership:** 9,238

**Annual System Miles:** 37,188



## NORTHFIELD TRANSIT

**Contact Person:** Deborah A. Little  
**Title:** City Clerk  
**Address:** 801 Washington Street  
Northfield, MN 55057  
**Telephone:** 507.645.3001  
**Fax:** 507.645.3055  
**E-Mail:** [deb.little@ci.northfield.mn.us](mailto:deb.little@ci.northfield.mn.us)  
**Website:** [www.ci.northfield.mn.us](http://www.ci.northfield.mn.us)



### SYSTEM SNAPSHOT:

**Legal Name:** Northfield, City of  
**Type of Government:** City  
**Area Served:** City of Northfield  
**Legislative House District:** 25B and 36B  
**Congressional District:** 2

### 2007 Achievements:

- Increased ridership by five percent through June, 2007.
- Maintained contracts with college's.

### 2008 Objectives:

- Explore additional route deviation in combination with dial-a-ride service.
- Complete multi-modal transportation hub facility.
- Review system for ridership enhancements.
- Successfully implement scheduling software.

### 2009-2014 Long-Range Plans:

- Expand coordination with other public and private providers.
- Expand intercity service to nearby cities and rural areas.

**Vehicles:** 4 Class 400 and 1 Class 500  
**Service Type:** Route Deviation and Dial-A-Ride  
**Days of Service:** Monday-Thursday 7:00 a.m.-7:30 p.m.; Friday 7:00 a.m.-5:30 p.m. and Saturday 10:00 a.m.-2:00 p.m.  
**Base Fare:** \$1.00; \$4.00 Jefferson Lines Connection  
**Funding Class:** Small Urban

### 2006 SYSTEM DATA:

**Total Operating Costs:** \$307,708  
**Total Cost Per Passenger:** \$6.84  
**Ridership:** 45,012  
**Annual System Miles:** 81,694



# PAUL BUNYAN TRANSIT

**Contact Person:** Gregory O. Negard  
**Title:** Executive Director  
**Address:** 706 Railroad Street S.E.  
Bemidji, MN 56601  
**Telephone:** 218.751.8765  
**Fax:** 218.444.9521  
**E-Mail:** [pbtrans@paulbunyan.net](mailto:pbtrans@paulbunyan.net)  
**Website:** [www.paulbunyantransit.com](http://www.paulbunyantransit.com)



## SYSTEM SNAPSHOT:

**Legal Name:** Paul Bunyan Transit  
**Type of Government:** Non-Profit  
**Area Served:** Beltrami County  
**Legislative Senate District:** 02 and 04  
**Legislative House District:** 02B and 04A  
**Congressional District:** 7 and 8

## 2007 Achievements:

- Updated phone and computer technology system.
- Contracted with Bemidji State University and Northwest Technical College for student ridership program.
- Began weekly service to northern Beltrami County and Fargo, ND.

## 2008 Objectives:

- Continue to expand college ridership program.
- Continue to collaborate with agencies to provide transportation to clients.
- Serve as host for the State Bus Rodeo competition.

## 2009-2014 Long-Range Plans:

- Continue to serve the needs of the public.
- Expand service to meet demands of increasing request for service in area.
- Explore moving to a new facility.

**Vehicles:** 11 Class 400  
**Service Type:** Dial-A-Ride and Subscription  
**Days of Service:** Monday-Saturday 7:00 a.m.-6:00 p.m.  
**Base Fare:** \$1.25; 10 ride pass; monthly work pass  
**Funding Class:** Rural

## 2006 SYSTEM DATA:

**Total Operating Costs:** \$565,422  
**Total Cost Per Passenger:** \$6.45  
**Ridership:** 87,650  
**Annual System Miles:** 224,678



## PINE RIVER RIDE WITH US BUS

**Contact Person:** Barbara Jorgenson  
**Title:** Transit Administrator  
**Address:** P. O. Box 87  
Pine River, MN 56474  
**Telephone:** 218.587.2440  
**Fax:** 218.587.2168  
**E-Mail:** [pridewithusbus@hotmail.com](mailto:pridewithusbus@hotmail.com)  
**Website:** [www.pinerivermn.com](http://www.pinerivermn.com)



### SYSTEM SNAPSHOT:

**Legal Name:** Pine River, City of  
**Type of Government:** City  
**Area Served:** City of Pine River  
**Legislative House District:** 4B  
**Congressional District:** 8

### 2007 Achievements:

- Increased sale of Ride Tickets by .06 percent as of June 30, 2007.
- Completed 17 plus years of accident free service.

### 2008 Objectives:

- Increase ridership.
- Reduce vehicle cost per mile from projected \$8.13 to \$8.00 by December 31, 2008.

### 2009-2014 Long-Range Plans:

- Replace vehicle.
- Explore potential coordination with Crow Wing County.

**Vehicles:** 1 Class 300

**Service Type:** Dial-A-Ride

**Days of Service:** Monday-Friday 8:45 a.m.-4:15 p.m.

**Base Fare:** \$1.00 one way; ride ticket \$11.00

**Funding Class:** Rural


### 2006 SYSTEM DATA:

**Total Operating Costs:** \$64,082

**Total Cost Per Passenger:** \$10.19

**Ridership:** 6,290

**Annual System Miles:** 9,295





# PIPESTONE COUNTY TRANSIT

**Contact Person:** Bill McVicker  
**Title:** Transit Director  
**Address:** 417 – 8<sup>th</sup> Avenue S.E.  
Pipestone, MN 56164  
**Telephone:** 507.825.6713  
**Fax:** 507.825.6734  
**E-Mail:**  
[bill.mcvicker@co.pipestone.mn.us](mailto:bill.mcvicker@co.pipestone.mn.us)  
**Website:** [www.pipestone-county.com](http://www.pipestone-county.com)

## 2007 Achievements:

- Purchased two new buses.
- Accident free.
- Met budget and service requirements.

## 2008 Objectives:

- Purchase new bus.
- Reduce maintenance and repair costs.

## 2009-2014 Long-Range Plans:

- Train management replacement.
- Continue to find ways to hold down maintenance and repair costs.
- Replace capital assets as necessary.

## SYSTEM SNAPSHOT:



**Legal Name:** Pipestone County  
**Type of Government:** County  
**Area Served:** Pipestone County  
**Legislative Senate District:** 22  
**Legislative House District:** 22A  
**Congressional District:** 1

**Vehicles:** 4 Class 400  
**Service Type:** Dial-A-Ride  
**Days of Service:** Monday-Friday 7:00 a.m.-5:00 p.m.; Saturday 9:00 a.m.-3:00 p.m.; and Sunday 8:00 a.m.-1:00 p.m.  
**Base Fare:** \$1.50 City of Pipestone; Outer County Zones \$1.50-\$4.00  
**Funding Class:** Rural

## 2006 SYSTEM DATA:

**Total Operating Costs:** \$305,279  
**Total Cost Per Passenger:** \$7.30  
**Ridership:** 41,843  
**Annual System Miles:** 109,151





## PRAIRIE FIVE RIDES

**Contact Person:** Richard Olson  
**Title:** Program Manager  
**Address:** 7<sup>th</sup> Street and Washington Avenue, P. O. Box 159  
Montevideo, MN 56265  
**Telephone:** 320.269.8727  
**Fax:** 320.269.6570  
**E-Mail:** [dickp5@willmarnet.com](mailto:dickp5@willmarnet.com)  
**Website:** [www.prairiefive.com](http://www.prairiefive.com)

### 2007 Achievements:

- Kept same level of service.

### 2008 Objectives:

- Implement computer software.

### 2009-2014 Long-Range Plans:

- Build a bus garage.

### SYSTEM SNAPSHOT:



**Legal Name:** Prairie Five CAC, Inc.  
**Type of Government:** CAP  
**Area Served:** Big Stone, Chippewa, Lac Qui Parle, Swift and Yellow Medicine Counties  
**Legislative Senate District:** 20  
**Legislative House District:** 20A and 20B  
**Congressional District:** 7

**Vehicles:** 11 Class 400  
**Service Type:** Dial-A-Ride  
**Days of Service:** Monday-Friday 6:00 a.m.-6:00 p.m.  
**Base Fare:** \$1.00 Cities/\$.20 a mile  
**Funding Class:** Rural

### 2006 SYSTEM DATA:

**Total Operating Costs:** \$656,598  
**Total Cost Per Passenger:** \$8.70  
**Ridership:** 72,940  
**Annual System Miles:** 403,138



## PRAIRIELAND TRANSIT

**Contact Person:** Karen DeBoer  
**Title:** Transit Director  
**Address:** 1106 Third Avenue  
P. O. Box 787, Worthington, MN 56187  
**Telephone:** 507.376.3322 Ext. 231  
**Fax:** 507.372.4372  
**E-Mail:** [kdeboer@smoc.us](mailto:kdeboer@smoc.us)

### 2007 Achievements:

- Increased ridership in the City of Worthington.
- Increased ridership on community routes.

### 2008 Objectives:

- Continue to increase ridership.

### 2009-2014 Long-Range Plans:

- Continue to partner/coordinate with community organizations to maximize usage of Nobles County resources.
- Provide cost-efficient transportation.

### SYSTEM SNAPSHOT:



**Legal Name:** Southwestern Minnesota Opportunity Council, Inc.

**Type of Government:** Joint Powers

**Area Served:** Cities of Adrian, Bigelow, Brewster, Dundee, Ellsworth, Kinbrae, Leota, Lismore, Reading, Round Lake, Rushmore, St. Kilian, Wilmont and Worthington in Nobles County

**Legislative Senate District:** 22

**Legislative House District:** 22A and 22B

**Congressional District:** 1

**Vehicles:** 3 Class 400

**Service Type:** Route Deviation and Dial-A-Ride

**Days of Service:** Monday - Friday 7:00 a.m.- 6:00 p.m.

**Base Fare:** \$2.00

**Funding Class:** Rural

### 2006 SYSTEM DATA:

**Total Operating Costs:** \$262,997

**Total Cost Per Passenger:** \$6.53

**Ridership:** 40,276

**Annual System Miles:** 92,154



**Nobles County Heartland Express**



## RAINBOW RIDER TRANSIT

**Contact Person:** Harold Jennissen  
**Title:** Transit Director  
**Address:** 249 Poplar Avenue  
Lowry, MN 56349  
**Telephone:** 320.283.5065  
**Fax:** 320.283.5066  
**E-Mail:** [rainbowr@runestone.net](mailto:rainbowr@runestone.net)  
**Website:** [www.rainbowriderbus.com](http://www.rainbowriderbus.com)

### 2007 Achievements:

- Increased ridership by five percent through June, 2007.
- Started new service in the city of Long Prairie in July.

### 2008 Objectives:

- Increase ridership by three percent.
- Build new shop/garage in Lowry.

### 2009-2014 Long-Range Plans:

- Build new garage in Alexandria.

### SYSTEM SNAPSHOT:



**Legal Name:** Rainbow Rider Transit Board  
**Type of Government:** Joint Powers  
**Area Served:** Douglas, Pope, Stevens, Traverse and Southern Todd County  
**Legislative Senate District:** 09, 11 and 13  
**Legislative House District:** 09B, 11A, 11B and 13A  
**Congressional District:** 7

**Vehicles:** 21 Class 400 and 2 Class 500

**Service Type:** Dial-A-Ride

**Days of Service:** Monday-Friday 6:30 a.m.-5:00 p.m.; in Alexandria Monday-Friday 6:30 a.m.-8:00 p.m. and Saturday 8:00 a.m.-4:00 p.m.

**Base Fare:** \$2.00 for first 5 miles; \$3.00 from 5 to 10 miles, and \$4.00 from 10 to 20 miles

**Funding Class:** Rural

### 2006 SYSTEM DATA:

**Total Operating Costs:** \$1,033,827

**Total Cost Per Passenger:** \$8.19

**Ridership:** 124,309

**Annual System Miles:** 582,106



## RED LAKE TRANSIT

**Contact Person:** Michael D. Ness  
**Title:** Director  
**Address:** P. O. Box 95  
Red Lake, MN 56671  
**Telephone:** 218.679.3361 Ext. 1424  
**Fax:** 218.679.2761  
**E-Mail:** [rltrans@paulbunyan.net](mailto:rltrans@paulbunyan.net)



### SYSTEM SNAPSHOT:

**Legal Name:** Red Lake Band of Chippewa Indians  
**Type of Government:** Tribal  
**Area Served:** Cities of Bemidji, Little Rock, Ponemah, Red Lake and Redby in Beltrami County  
**Legislative House District:** 04A  
**Congressional District:** 7

### 2007 Achievements:

- Obtained funding to construct a new transit facility.
- Buses are now radio dispatched.
- Jeff Iceman, driver, placed first in Bus Rodeo.
- Received FTA approval for Tribal program funding.

### 2008 Objectives:

- Complete and move into new transit facility.
- Replace two buses.

### 2009-2014 Long-Range Plans:

- Upgrade radios to GPS capability.
- Add dispatching software to improve service.

**Vehicles:** 2 Class 300, 1 Class 400 and 1 Class 500

**Service Type:** Dial-A-Ride

**Days of Service:** Monday-Friday 6:00 a.m.-6:00 p.m.

**Base Fare:** \$1.00

**Funding Class:** Rural

### 2006 SYSTEM DATA:

**Total Operating Costs:** \$166,029

**Total Cost Per Passenger:** \$19.68

**Ridership:** 8,437

**Annual System Miles:** 60,852





# RENVILLE COUNTY HEARTLAND EXPRESS

**Contact Person:** Rachel Schneiderman

**Title:** Transit Director

**Address:** 301 South 7<sup>th</sup> Street  
Olivia, MN 56277

**Telephone:** 320.523.3589

**Fax:** 320.523.3565

**E-Mail:** [Rachel\\_s@co.renville.mn.us](mailto:Rachel_s@co.renville.mn.us)

**Website:** [www.co.renville.mn.us](http://www.co.renville.mn.us)



## SYSTEM SNAPSHOT:

**Legal Name:** Renville County

**Type of Government:** County

**Area Served:** Renville County

**Legislative Senate District:** 20

**Legislative House District:** 20B

**Congressional District:** 7

## 2007 Achievements:

- Purchased first Turtle Top Bus.
- Hired a second dispatcher and third full-time driver.
- Developed a route to the western part of Renville County.
- Increased ridership by 15 percent through June, 2007.
- Achieved a successful marketing campaign with community speaking engagements, senior expos, local radio exchange and local access channels.

## 2008 Objectives:

- Purchase a new vehicle.
- Purchase or lease a new bus garage with offices.
- Reduce volunteer miles by increasing bus ridership.

## 2009-2014 Long-Range Plans:

- Replace transit vehicles.
- Hire a full-time dispatcher.
- Provide transit vehicles in every community.
- Reduce cost per passenger and cost per hour.

**Vehicles:** 6 Class 400

**Service Type:** Route Deviation and Dial-A-Ride

**Days of Service:** Monday-Friday 6:30 a.m.-5:30 p.m.

**Base Fare:** \$1.50 within same city; \$3.00 to another city; \$4.00 from Renville County to Willmar or Redwood Falls one way

**Funding Class:** Rural

## 2006 SYSTEM DATA:

**Total Operating Costs:** \$267,156

**Total Cost Per Passenger:** \$7.73

**Ridership:** 34,558

**Annual System Miles:** 97,382





# RIVERRIDER PUBLIC TRANSIT SYSTEM

**Contact Person:** Chad Gessell

**Title:** Transit Director

**Address:** 17211 - 198<sup>th</sup> Avenue N.W.  
Box 395, Big Lake, MN 55309

**Telephone:** 763.263.0101

**Fax:** 763.263.0112

**E-Mail:** [chadg@izoom.net](mailto:chadg@izoom.net)

**Website:** [www.riverridertransit.com](http://www.riverridertransit.com)



## SYSTEM SNAPSHOT:

**Legal Name:** RiverRider Public Transit System

**Type of Government:** County

**Area Served:** Sherburne and Wright Counties

**Legislative Senate District:** 15, 16, 18, 19, 32 and 48

**Legislative House District:** 15B, 16A, 16B, 18B, 19A, 19B, 32A and 48A

**Congressional District:** 6

## 2007 Achievements:

- Successfully merged the Annandale Heartland Express into the RiverRider Public Transit System.

## 2008 Objectives:

- Improve service in the areas recently merged into the system to increase ridership and efficiencies.
- Investigate purchasing web based dispatching software.

## 2009-2014 Long-Range Plans:

- Plan for the effects Northstar Commuter Train will have on the RiverRider system.
- Plan for an administrative office and bus garage.

**Vehicles:** 7 Class 400, 4 Class 500 and 2 Class 600

**Service Type:** Route Deviation and Dial-A-Ride

**Days of Service:** Monday-Friday 8:00 a.m.-4 p.m.

**Base Fare:** \$1.25 call ahead; \$2.00 same day

**Funding Class:** Rural

## 2006 SYSTEM DATA:

**Total Operating Costs:** \$621,064

**Total Cost Per Passenger:** \$8.79

**Ridership:** 73,330

**Annual System Miles:** 211,529



# ROCHESTER PUBLIC TRANSIT

**Contact Person:** Anthony Knauer  
**Title:** Transit and Parking Manager  
**Address:** 201 – 4<sup>th</sup> Street S.E.  
Rochester, MN 55904  
**Telephone:** 507.328.2424  
**Fax:** 507.328.2401  
**E-Mail:** [tknauer@ci.rochester.mn.us](mailto:tknauer@ci.rochester.mn.us)  
**Website:** [www.rochesterbus.com](http://www.rochesterbus.com)

## 2007 Achievements:

- Increased ridership 8.4 percent in the first 6 months of 2007.
- Adopted a new Transit Development Plan.
- Updated fleet of 28 buses over a four year period.

## 2008 Objectives:

- Rebuild downtown bus stop.
- Begin implementation of Transit Development Plan Service expansion.
- Continue ridership growth.

## 2009-2014 Long-Range Plans:

- Build city bus garage and maintenance facility.

## SYSTEM SNAPSHOT:




**Legal Name:** Rochester, City of  
**Type of Government:** City  
**Area Served:** City of Rochester; Portion of Olmsted County  
**Legislative Senate District:** 29 and 30  
**Legislative House District:** 29A, 29B, 30A and 30B  
**Congressional District:** 1

**Vehicles:** 44 Class 700  
**Service Type:** Regular Route  
**Days of Service:** Monday-Friday 5:30 a.m.-10:00 p.m.; and Saturday 8:15 a.m.-6:40 p.m.  
**Base Fare:** \$1.50  
**Funding Class:** Urban

## 2006 SYSTEM DATA:

**Total Operating Costs:** \$3,533,760  
**Total Cost Per Passenger:** \$2.48  
**Ridership:** 1,427,340  
**Annual System Miles:** 952,554



## ROCHESTER DIAL-A-RIDE

**Contact Person:** Anthony Knauer  
**Title:** Transit and Parking Manager  
**Address:** 201 – 4<sup>th</sup> Street S.E.  
Rochester, MN 55904  
**Telephone:** 507.328.2424  
**Fax:** 507.328.2401  
**E-Mail:** [tknauer@ci.rochester.mn.us](mailto:tknauer@ci.rochester.mn.us)  
**Website:** [www.rochesterbus.com](http://www.rochesterbus.com)

### 2007 Achievements:

- Meet all requests with reasonable ride times.
- Achieved four percent ridership growth.

### 2008 Objectives:

- Replace two buses.
- Install electronic fare.
- Continue to meet service goals.

### 2009-2014 Long-Range Plans:

- Combine dispatch center with human service transportation operators.

### SYSTEM SNAPSHOT:




**Legal Name:** Rochester, City of  
**Type of Government:** City  
**Area Served:** City of Rochester; Townships of Cascade, Haverhill, Marion, Minnesota and Rochester  
**Legislative House District:** 29A, 29B, 30A and 30B  
**Congressional District:** 1

**Vehicles:** 6 Class 500  
**Service Type:** Dial-A-Ride  
**Days of Service:** Monday-Friday 5:30 a.m.-10:00 p.m.; and Saturday 7:00 a.m.-7:00 p.m.  
**Base Fare:** \$2.50  
**Funding Class:** Urban

### 2006 SYSTEM DATA:

**Total Operating Costs:** \$586,125  
**Total Cost Per Passenger:** \$14.13  
**Ridership:** 37,493  
**Annual System Miles:** 177,416



# ROCK COUNTY HEARTLAND EXPRESS

**Contact Person:** Terrie Gulden  
**Title:** Transit Director  
**Address:** 2 Roundwind Road  
P. O. Box 713, Luverne, MN 56156  
**Telephone:** 507.283.5058  
**Fax:** 507.283.5074  
**E-Mail:** [terrie.gulden@co.rock.mn.us](mailto:terrie.gulden@co.rock.mn.us)  
**Website:** [www.co.rock.mn.us/page14](http://www.co.rock.mn.us/page14)

## 2007 Achievements:

- Completed an accident free year.
- Achieved local match in fare box recovery.
- Achieved 4.5 passenger per hour of service.

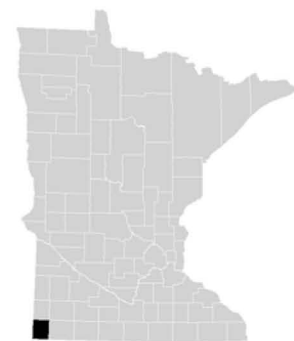
## 2008 Objectives:

- Complete an accident free year.
- Increase ridership.
- Build new transit office and garage.

## 2009-2014 Long-Range Plans:

- Expand service hours.
- Implement automated dispatching and scheduling.

## SYSTEM SNAPSHOT:



**Legal Name:** Rock County  
**Type of Government:** County  
**Area Served:** Cities of Ash Creek, Beaver Creek, Hardwick, Hills, Kanaranzi, Kenneth, Luverne, Magnolia and Steen in Rock County  
**Legislative Senate District:** 22  
**Legislative House District:** 22A  
**Congressional District:** 1

**Vehicles:** 4 Class 400  
**Service Type:** Dial-A-Ride  
**Days of Service:** Monday-Friday 7:30 a.m.-5:00 p.m.; and Sunday 8:30 a.m.-12:00 p.m.  
**Base Fare:** \$2.00 Zone 1, \$3.00 Zone 2; \$4.00 Zone 3; and \$5.00 Zone 4  
**Funding Class:** Rural

## 2006 SYSTEM DATA:

**Total Operating Costs:** \$257,079  
**Total Cost Per Passenger:** \$9.77  
**Ridership:** 26,316  
**Annual System Miles:** 82,880





## ST. CLOUD METRO BUS FIXED ROUTE

**Contact Person:** David W. Tripp  
**Title:** Executive Director  
**Address:** 665 Franklin Avenue N.E.  
St. Cloud, MN 56304  
**Telephone:** 320.529.4482  
**Fax:** 320.251.3499  
**E-Mail:** [dtripp@stcloudmtc.com](mailto:dtripp@stcloudmtc.com)  
**Website:** [www.ridemetrobus.com](http://www.ridemetrobus.com)

### 2007 Achievements:

- Attained 2,000,000 annual system-wide ridership.
- Successfully marketed the "U-Go Free" free summer youth pass for fourth year.
- Completed construction on an Operations Center maintenance, parts and vehicle storage addition.

### 2008 Objectives:

- Begin Sunday fixed route service and service to the Industrial Park South area of St. Cloud to relieve Dial-A-Ride capacity.
- Implement route and service changes as described in long-range plan.
- Continue a system-wide bus stop and shelter replacement and upgrade campaign.

### 2009-2014 Long-Range Plans:

- Restructure select routes to improve performance, coverage area, ridership and budgetary constraints.
- Expand fixed routes and hours of service to underserved and unserved areas.
- Begin replacement of fixed route bus fleet.

### SYSTEM SNAPSHOT:



**Legal Name:** St. Cloud Metropolitan Transit Commission

**Type of Government:** Transit Authority

**Area Served:** Cities of St. Cloud, Sartell, Sauk Rapids and Waite Park

**Legislative House District:** 14A, 15A and 15B

**Congressional District:** 6

**Vehicles:** 2 Class 600 and 33 Class 700

**Service Type:** Fixed Route, Route Guarantee and Dial-A-Ride

**Days of Service:** Monday-Friday 5:25 a.m.-9:45 p.m.; Saturday 7:45 a.m.-6:45 p.m.; and Sunday 5:15 p.m.-12:15 a.m.

**Base Fare:** \$0.80

**Funding Class:** Urban and Complementary Paratransit

### 2006 SYSTEM DATA:

**Total Operating Costs:** \$4,740,157

**Total Cost Per Passenger:** \$2.56

**Ridership:** 1,853,306

**Annual System Miles:** 1,061,004





## ST. CLOUD METRO BUS DIAL-A-RIDE

**Contact Person:** David W. Tripp  
**Title:** Executive Director  
**Address:** 665 Franklin Avenue N.E.  
St. Cloud, MN 56304  
**Telephone:** 320.529.4482  
**Fax:** 320.251.3499  
**E-Mail:** [dtripp@stcloudmtc.com](mailto:dtripp@stcloudmtc.com)  
**Website:** [www.ridemetrobus.com](http://www.ridemetrobus.com)

### 2007 Achievements:

- Completed construction on an Operations Center maintenance, parts and vehicle storage addition.
- Began new era of Dial-A-Ride service restructuring with delivery of two new Turtle Top Class 400 buses.

### 2008 Objectives:

- Begin Sunday fixed route service and service to the Industrial Park South area of St. Cloud to relieve Dial-A-Ride capacity.
- Implement route and service changes as described in long-range plan.
- Continue a system-wide bus stop and shelter replacement and upgrade campaign.
- Begin replacement of aging Dial-A-Ride bus fleet.

### 2009-2014 Long-Range Plans:

- Restructure select routes to improve performance, coverage area, ridership and budgetary constraints.
- Complete replacement of Dial-A-Ride bus fleet.



### SYSTEM SNAPSHOT:



**Legal Name:** St. Cloud Metropolitan Transit Commission

**Type of Government:** Transit Authority

**Area Served:** Cities of St. Cloud, Sartell, Sauk Rapids and Waite Park

**Legislative House District:** 14A, 15A and 15B

**Congressional District:** 6

**Vehicles:** 2 Class 400 and 20 Class 600

**Service Type:** Dial-A-Ride

**Days of Service:** Monday-Friday 5:25 a.m.-12:00 a.m.; Saturday 7:45 a.m.-6:45 p.m.; and Sunday 9:00 a.m.-6:00 p.m.

**Base Fare:** \$1.60

**Funding Class:** Complementary Paratransit

### 2006 SYSTEM DATA:

**Total Operating Costs:** \$2,101,033

**Total Cost Per Passenger:** \$18.85

**Ridership:** 111,446

**Annual System Miles:** 510,279



## ST. PETER TRANSIT

**Contact Person:** Dwile Kwasniewski

**Title:** Transit Coordinator

**Address:** 227 South Front Street  
St. Peter, MN 56082

**Telephone:** 507.934.0717

**Fax:** 507.934.4917

**E-Mail:** [dwilek@saintpetermn.gov](mailto:dwilek@saintpetermn.gov)

**Website:** [www.saintpetermn.gov](http://www.saintpetermn.gov)



### SYSTEM SNAPSHOT:

**Legal Name:** St. Peter, City of

**Type of Government:** City

**Area Served:** Cities of Kasota and St. Peter

**Legislative House District:** 23A and 25A

**Congressional District:** 1 and 2

### 2007 Achievements:

- Provided over 45,000 rides, an increase in ridership from CY 2006 (39,960) and 2005 (24,904).

### 2008 Objectives:

- Replace bus No. 9.
- Add two new part-time drivers.
- Market transit system to increase ridership.

### 2009-2014 Long-Range Plans:

- Relocate to a new three stall facility with a wash bay.

**Vehicles:** 3 Class 400

**Service Type:** Dial-A-Ride

**Days of Service:** Monday-Friday 7:00 a.m.-8:00 p.m.; and Saturday 10:00 a.m.-5:00 p.m.

**Base Fare:** \$1.75

**Funding Class:** Small Urban

### 2006 SYSTEM DATA:

**Total Operating Costs:** \$218,949

**Total Cost Per Passenger:** \$5.62

**Ridership:** 39,960

**Annual System Miles:** 59,223



## SEMCAC TRANSPORTATION

**Contact Person:** Erlene Welshons  
**Title:** Transportation Director  
**Address:** 204 South Elm Street  
P. O. Box 549, Rushford, MN 55971  
**Telephone:** 507.864.7741  
**Fax:** 507.864.2440  
**E-Mail:** [erlene.welshons@semcac.org](mailto:erlene.welshons@semcac.org)  
**Website:** [www.semcac.org](http://www.semcac.org)

### 2007 Achievements:

- Developed Needs Assessment survey for Fillmore County.
- Increased ridership by four percent.
- Achieved 60 percent farebox recovery rate.

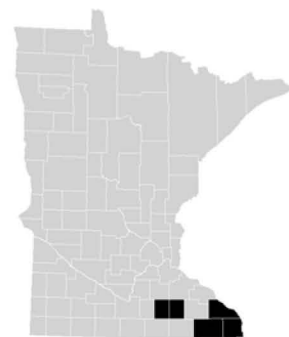
### 2008 Objectives:

- Conduct ridership and needs assessment surveys in Fillmore County.
- Conduct needs assessment survey in Winona County.
- Develop Rider's Guide.

### 2009-2014 Long-Range Plans:

- Expand bus service in Winona, Fillmore and Dodge Counties.
- Increase overall ridership in service areas.
- Analyze service in Houston County and provide enhancements as identified.

### SYSTEM SNAPSHOT:



**Legal Name:** SEMCAC  
**Type of Government:** CAP  
**Area Served:** Dodge, Fillmore, Houston and Winona Counties; City of Blooming Prairie  
**Legislative Senate District:** 27, 28, 29 and 31  
**Legislative House District:** 26B, 27B, 28B, 29A, 31A and 31B  
**Congressional District:** 1

**Vehicles:** 2 Class 300 and 7 Class 400  
**Service Type:** Route Deviation, Dial-A-Ride, Route Guarantee and Subscription  
**Days of Service:** Monday-Friday 7:00 a.m.-5:00 p.m.  
**Base Fare:** \$1.25-\$2.75 contract/subscription  
**Funding Class:** Rural

### 2006 SYSTEM DATA:

**Total Operating Costs:** \$202,730  
**Total Cost Per Passenger:** \$5.35  
**Ridership:** 37,884  
**Annual System Miles:** 90,791



## STEELE COUNTY AREA TRANSIT (SCAT)

**Contact Person:** Kelly Harder  
**Title:** Human Svcs Director  
**Address:** 630 Florence Avenue  
Owatonna, MN 55060  
**Telephone:** 507.444.7510  
**Fax:** 507.451.5947  
**E-Mail:** [kelly.harder@co.steele.mn.us](mailto:kelly.harder@co.steele.mn.us)  
**Website:**  
[www.co.steele.mn.us/scat/scat.html](http://www.co.steele.mn.us/scat/scat.html)

### 2007 Achievements:

- Increased advertising dollars.
- Implemented a new process for handling rider complaints.
- Further assessed rural county transportation needs.
- Achieved 33 percent farebox recovery rate.

### 2008 Objectives:

- Work with city and new hospital campus to expand routes.
- Continue to increase advertising sales.
- Coordination of service in county, expand county services.

### 2009-2014 Long-Range Plans:

- Increase ridership by 10 percent.
- Add dispatch services.
- Develop comprehensive system using dial-a-ride and route deviation services to serve more customers.

### SYSTEM SNAPSHOT:



**Legal Name:** Steele County Area Transit  
**Type of Government:** County  
**Area Served:** Steele County  
**Legislative Senate District:** 26  
**Legislative House District:** 26A and 26B  
**Congressional District:** 1

**Vehicles:** 4 Class 400  
**Service Type:** Dial-A-Ride and Route Deviation  
**Days of Service:** Monday-Friday 6:00 a.m.-6:00 p.m.; Saturday 9:00 a.m.-3:00 p.m.; and Sunday 7:30 a.m.-1:00 p.m.  
**Base Fare:** \$1.75 advance, \$2.00 walk-ons and \$2.50 outside of city limits  
**Funding Class:** Rural

### 2006 SYSTEM DATA:

**Total Operating Costs:** \$333,974  
**Total Cost Per Passenger:** \$5.62  
**Ridership:** 61,448  
**Annual System Miles:** 156,078





## STEWARTVILLE HEARTLAND EXPRESS

**Contact Person:** Barbara Neubauer  
**Title:** Finance Director  
**Address:** 105 East 1<sup>st</sup> Street  
P. O. Box 275, Stewartville, MN 55976  
**Telephone:** 507.533.4745  
**Fax:** 507.533.4746  
**E-Mail:** [bneubauer@stewartvillemn.com](mailto:bneubauer@stewartvillemn.com)  
**Website:** [www.stewartvillemn.com](http://www.stewartvillemn.com)

### 2007 Achievements:

- Explored potential merger with the City of Rochester transit system.
- Achieved 25 percent farebox recovery ratio.

### 2008 Objectives:

- Merge with the City of Rochester transit system.
- Explore avenues to gain ridership.
- Develop a Riders Guide.

### 2009-2014 Long-Range Plans:

- To provide the best, cost-effective service.
- Analyze a service design for transit.

### SYSTEM SNAPSHOT:



**Legal Name:** Stewartville, City of  
**Type of Government:** City  
**Area Served:** Cities of Racine and Stewartville;  
Townships of High Forest and Pleasant Grove  
**Legislative House District:** 27B and 30B  
**Congressional District:** 1

**Vehicles:** 1 Class 400  
**Service Type:** Dial-A-Ride  
**Days of Service:** Monday-Friday 8:30 a.m.-  
5:30 p.m.  
**Base Fare:** \$1.00  
**Funding Class:** Small Urban

### 2006 SYSTEM DATA:

**Total Operating Costs:** \$59,711  
**Total Cost Per Passenger:** \$4.63  
**Ridership:** 11,870  
**Annual System Miles:** 26,000





## THREE RIVERS HIAWATHALAND TRANSIT

**Contact Person:** Amy Repinski  
**Title:** Transportation Director  
**Address:** 55049 – 241st Avenue  
Plainview, MN 55964  
**Telephone:** 507.421.1668  
**Fax:** 507.732.534.9275  
**E-Mail:** [amy.repinski@threeriverscap.org](mailto:amy.repinski@threeriverscap.org)  
**Website:** [www.threeriverscap.org](http://www.threeriverscap.org)

### 2007 Achievements:

- Successfully implemented in-house operations.
- Purchased transit garage/facility in Plainview.
- Increased ridership by nine percent.
- Started pilot transit services in Zumbrota area.

### 2008 Objectives:

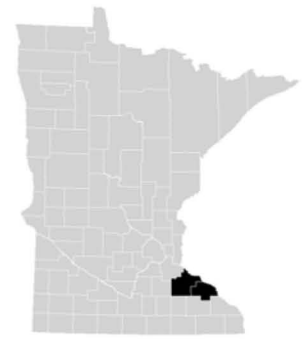
- Increase ridership by five percent.
- Eliminate inefficiencies within new system.
- Evaluate Zumbrota pilot services.

### 2009-2014 Long-Range Plans:

- Expand Kenyon and Wanamingo areas.
- Begin connection of communities.



### SYSTEM SNAPSHOT:



**Legal Name:** Three Rivers Community Action, Inc.

**Type of Government:** CAP

**Area Served:** Cities of Cannon Falls, Elgin, Frontenac, Kellogg, Lake City, Mazeppa, Plainview, Red Wing, Wabasha and Zumbrota in Goodhue and Wabasha Counties

**Legislative House District:** 28A, 28B, and 30B

**Congressional District:** 1 and 2

**Vehicles:** 15 Class 400 and 1 Class 500

**Service Type:** Dial-A-Ride and Route Deviation

**Days of Service:** Monday-Friday, times varies by city served

**Base Fare:** \$1.00-\$1.50, varies by city served

**Funding Class:** Rural

### 2006 SYSTEM DATA:

**Total Operating Costs:** \$692,338

**Total Cost Per Passenger:** \$6.11

**Ridership:** 113,430

**Annual System Miles:** 284,713

# TRAILBLAZER TRANSIT

**Contact Person:** Gary R. Ludwig  
**Title:** Director  
**Address:** 112 Fifth Street  
P. O. Box 88, Gaylord, MN 55334  
**Telephone:** 507.237.3500  
**Fax:** 507.237.3503  
**E-Mail:** [gludwig@trailblazertransit.com](mailto:gludwig@trailblazertransit.com)  
**Website:** [www.trailblazertransit.com](http://www.trailblazertransit.com)

## 2007 Achievements:

- Introduced purpose-based monthly passes.

## 2008 Objectives:

- Implement automated dispatching software and mobile data terminals.

## 2009-2014 Long-Range Plans:

- Construct a transit facility.

## SYSTEM SNAPSHOT:



**Legal Name:** Trailblazer Joint Powers Board  
**Type of Government:** Joint Powers  
**Area Served:** McLeod and Sibley Counties  
**Legislative Senate District:** 18, 23 and 25  
**Legislative House District:** 18A, 23A and 25A  
**Congressional District:** 7

**Vehicles:** 13 Class 400  
**Service Type:** Dial-A-Ride and Volunteer  
**Days of Service:** Monday-Friday 6:30 a.m.-5:30 p.m.  
**Base Fare:** \$1.50  
**Funding Class:** Rural

## 2006 SYSTEM DATA:

**Total Operating Costs:** \$1,015,578  
**Total Cost Per Passenger:** \$11.03  
**Ridership:** 90,106  
**Annual System Miles:** 395,632



## TRANSIT ALTERNATIVES

**Contact Person:** Daryn Toso  
**Title:** Administrative Transit Coordinator  
**Address:** 1225 North Tower Road  
Fergus Falls, MN 56537  
**Telephone:** 218.998.3002  
**Fax:** 218.998.3007  
**E-Mail:** [darynt@paiff.org](mailto:darynt@paiff.org)  
**Website:** [www.paiff.org](http://www.paiff.org)

### 2007 Achievements:

- Established a presence in four communities in Otter Tail County.
- Completed construction on operating facility and garage.
- Hosted an open house/celebration in recognition of one year in operation.
- Expanded service hours in Fergus Falls.

### 2008 Objectives:

- Attempt to provide services to more residents of Otter Tail County including the center portion which is currently not receiving services.

### 2009-2014 Long-Range Plans:

- Attempt to establish a presence in the majority of Otter Tail County with linking transfers to adjacent counties.



### SYSTEM SNAPSHOT:

**Legal Name:** Productive Alternatives, Inc.  
**Type of Government:** Non-Profit  
**Area Served:** Cities of Fergus Falls, Parkers Prairie, Pelican Rapids and Perham in Otter Tail County  
**Legislative District:** 10A and 10B  
**Congressional District:** 7

**Vehicles:** 2 Class 300, 7 Class 400 and 3 Class 500

**Service Type:** Dial-A-Ride, Route Deviation and Subscription

**Days of Service:** Monday-Friday 6:00 a.m.–6:00 p.m.

**Base Fare:** \$1.00 to \$2.50

**Funding Class:** Rural

### 2006 SYSTEM DATA:

**Total Operating Costs:** \$245,728 (6 Months)

**Total Cost Per Passenger:** \$7.68

**Ridership:** 31,995

**Annual System Miles:** 65,232



## TRI-CAP TRANSIT CONNECTION

**Contact Person:** Linda Elfstrand

**Title:** Transportation Director

**Address:** 700 West St. Germain  
St. Cloud, MN 56301

**Telephone:** 320.202.7824

**Fax:** 320.529.4841

**E-Mail:** [linda.elfstrand@tricap.org](mailto:linda.elfstrand@tricap.org)

**Website:** [www.tricap.org](http://www.tricap.org)



### SYSTEM SNAPSHOT:

**Legal Name:** Tri-County Action Program, Inc.

**Type of Government:** CAP

**Area Served:** Benton, Morrison and Stearns Counties

**Legislative Senate District:** 12, 13, 14, 15 and 16

**Legislative House District:** 12B, 13A, 14A, 14B, 15A, 15B and 16A

**Congressional District:** 6, 7 and 8

### 2007 Achievements:

- Received facility grant to purchase transit facility in Waite Park.
- Increased ride count by at least 300 one-ways per month through June, 2007.
- Moved all regular route buses to indoor storage.

### 2008 Objectives:

- Hire new full-time employee.
- Upgrade dispatching software.
- Add 600/700 square feet office space to Waite Park facility.

### 2009-2014 Long-Range Plans:

- Explore purchasing facility for bus storage in Morrison County.
- Seek ongoing regional coordination funding.
- Examine service design for possible revisions.

**Vehicles:** 1 Class 300, 9 Class 400, 1 Class 500 and 2 Class 600

**Service Type:** Flex Routes and Dial-A-Ride

**Days of Service:** Monday-Friday 7:00 a.m.-5:00 p.m.

**Base Fare:** \$1.00 city, \$3.00 rural

**Funding Class:** Rural


### 2006 SYSTEM DATA:

**Total Operating Costs:** \$692,338

**Total Cost Per Passenger:** \$10.82

**Ridership:** 64,014

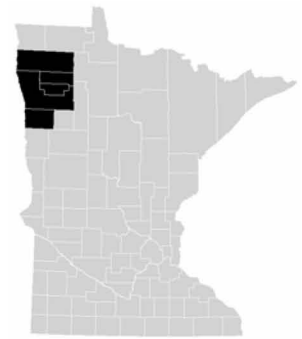
**Annual System Miles:** 244,895





## TRI-VALLEY HEARTLAND EXPRESS BUS

**Contact Person:** Michael S. Frisch  
**Title:** Transportation Program Manager  
**Address:** 1345 Fairfax Avenue  
Crookston, MN 56716  
**Telephone:** 218.281.0700  
**Fax:** 218.281.0741  
**E-Mail:** [michael@tvoc.org](mailto:michael@tvoc.org)  
**Website:** [www.tvoc.org](http://www.tvoc.org)



### SYSTEM SNAPSHOT:

**Legal Name:** Tri-Valley Opportunity Council, Inc.  
**Type of Government:** CAP  
**Area Served:** Clearwater, Marshall, Norman, Pennington, Polk and Red Lake Counties  
**Legislative Senate District:** 01 and 02  
**Legislative House District:** 01A, 01B, 02A and 02B  
**Congressional District:** 7

### 2007 Achievements:

- Started transit service in the city of Bagley.

### 2008 Objectives:

- Increase rides and reduce per ride cost.
- Look at providing transit in Kittson County.
- Implement a travel training program.
- Complete Thief River Falls transit facility in Pennington County.

### 2009-2014 Long-Range Plans:

- Reduce per ride cost.
- Produce 100,000 rides per year.

**Vehicles:** 12 Class 400 and 2 Class 500

**Service Type:** Dial-A-Ride

**Days of Service:** Monday-Friday 7:00 a.m.- 5:00 p.m.

**Base Fare:** \$1.50

**Funding Class:** Rural



### 2006 SYSTEM DATA:

**Total Operating Costs:** \$624,399

**Total Cost Per Passenger:** \$9.49

**Ridership:** 65,779

**Annual System Miles:** 198,779





## VIRGINIA DIAL-A-RIDE

**Contact Person:** Gary Picek  
**Title:** Deputy Finance Director  
**Address:** City Hall, 327 First Street  
South, Virginia, MN 55792  
**Telephone:** 218.748.7500  
**Fax:** 218.749.3580  
**E-Mail:** [picekg@virginiamn.us](mailto:picekg@virginiamn.us)  
**Website:** [www.virginia-mn.com](http://www.virginia-mn.com)

### 2007 Achievements:

- Tried to maintain bus ridership due to the loss of ODC bus passengers.
- Purchased new bus.

### 2008 Objectives:

- Increase ridership.
- Continue bus capital replacement as needed.

### 2009-2014 Long-Range Plans:

- Work with City of Mountain Iron to increase bus ridership.
- Work to maintain current bus ridership fees.

### SYSTEM SNAPSHOT:



**Legal Name:** Virginia, City of  
**Type of Government:** City  
**Area Served:** Cities of Virginia and Mountain Iron  
**Legislative House District:** 5A  
**Congressional District:** 8

**Vehicles:** 4 Class 500  
**Service Type:** Route Deviation and Dial-A-Ride  
**Days of Service:** Monday-Sunday 6:30 a.m.-6:30 p.m.  
**Base Fare:** \$1.00  
**Funding Class:** Small Urban

### 2006 SYSTEM DATA:

**Total Operating Costs:** \$195,703  
**Total Cost Per Passenger:** \$4.79  
**Ridership:** 40,829  
**Annual System Miles:** 73,721



## WADENA COUNTY FRIENDLY RIDER TRANSIT

**Contact Person:** Pam Jenson  
**Title:** Administrative Services Supervisor  
**Address:** 124 First Street S.E.  
Wadena, MN 56482  
**Telephone:** 218.631.7605 or  
218.631.5730  
**Fax:** 218.631.7616  
**E-Mail:** [pam.jenson@co.wadena.mn.us](mailto:pam.jenson@co.wadena.mn.us)  
**Website:** [www.co.wadena.mn.us](http://www.co.wadena.mn.us)

### 2007 Achievements:

- Started service in the City of Staples.
- Increased ridership to 3,000 per month through June, 2007.

### 2008 Objectives:

- Increase ridership to 3,250 per month.
- Achieve fare box recovery of 20 percent.
- Work with Todd County and the City of Staples to continue increasing ridership in Staples.

### 2009-2014 Long-Range Plans:

- Continue increasing ridership in Wadena County.
- Provide more service in northern Todd County.
- Acquire backup bus in fleet.
- Coordinate with area Section 5310 providers.



### SYSTEM SNAPSHOT:



**Legal Name:** Wadena County Social Services  
**Type of Government:** County  
**Area Served:** Cities of Menahga, Sebeka, Verndale and Wadena in Wadena County; City of Bluffton in Otter Tail County; and the City of Staples in Todd and Wadena Counties  
**Legislative Senate District:** 10  
**Legislative House District:** 10B  
**Congressional District:** 8

**Vehicles:** 4 Class 400  
**Service Type:** Route Deviation and Dial-A-Ride  
**Days of Service:** Monday-Friday 7:15 a.m.-4:45 p.m.; and Sunday 8:00 a.m.-12:30 p.m.  
**Base Fare:** \$1.25 one way for 0-2 miles, \$2.50 one way for 2-9 miles, and \$3.75 one way for over 9 miles  
**Funding Class:** Rural

### 2006 SYSTEM DATA:

**Total Operating Costs:** \$237,433  
**Total Cost Per Passenger:** \$8.04  
**Ridership:** 29,539  
**Annual System Miles:** 59,732

## WATONWAN TAKE ME THERE (TMT)

**Contact Person:** Marjorie R. Smith  
**Title:** Transit Director  
**Address:** 1304 – 7<sup>th</sup> Avenue South  
P. O. Box 467, St. James, MN 56081  
**Telephone:** 507.375.7385  
**Fax:** 507.375.1301  
**E-Mail:**  
[marjorie.smith@co.watonwan.mn.us](mailto:marjorie.smith@co.watonwan.mn.us)  
**Website:** [www.co.watonwan.mn.us](http://www.co.watonwan.mn.us)

### 2007 Achievements:

- Continued to provide an efficient and economical transit system in Watonwan County.
- Retained current transit employee staff.

### 2008 Objectives:

- Purchase a new Class 400 bus.
- Maintain level of service in Watonwan County.

### 2009-2014 Long-Range Plans:

- Retain strong support of the County Commissioners.
- Secure adequate funding to maintain an updated fleet and to continue the operation of the transit system.



### SYSTEM SNAPSHOT:



**Legal Name:** Watonwan County  
**Type of Government:** County  
**Area Served:** Cities of Fairmont, Lake Crystal, Mankato, Mountain Lake, New Ulm, Sleepy Eye, Trimont and Windom in Watonwan County  
**Legislative Senate District:** 21 and 24  
**Legislative House District:** 21B, 22B, 23A, 23B, 24A, 24B, and 25A  
**Congressional District:** 1 and 2

**Vehicles:** 4 Class 400  
**Service Type:** Dial-A-Ride and Subscription  
**Days of Service:** Monday-Friday 6:00 a.m.-5:00 p.m.  
**Base Fare:** \$1.25; \$2.25 anywhere in the county  
**Funding Class:** Rural

### 2006 SYSTEM DATA:

**Total Operating Costs:** \$246,972  
**Total Cost Per Passenger:** \$13.89  
**Ridership:** 17,776  
**Annual System Miles:** 188,683

WATONWAN COUNTY'S  
"TAKE ME THERE" BUS  
WILL TAKE YOU  
THERE!!!!!!



TAKE ME THERE

## WESTERN COMMUNITY TRANSIT

**Contact Person:** Jeanette M. Aguirre  
**Title:** Transit Director  
**Address:** 400 West Main Street  
Marshall, MN 56258  
**Telephone:** 507.537.1416  
**Fax:** 507.537.1849  
**E-Mail:** [jeanette.aguirre@wcainc.org](mailto:jeanette.aguirre@wcainc.org)  
**Website:** [www.wcainc.org](http://www.wcainc.org)

### 2007 Achievements:

- Contract approved to start construction of a new bus facility and dispatch center in the City of Marshall.
- Increased rides by 1.6 percent in 2006 as a result of ride coordination and pre-booked rides.
- Partnered with the community of Marshall to establish suggestions for a fixed route to reduce trip denials and improve ride availability.

### 2008 Objectives:

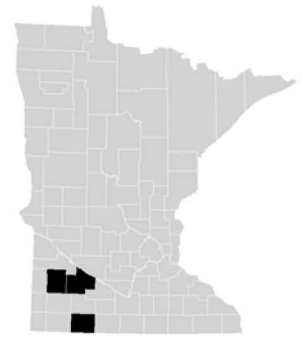
- Establish and monitor results of a deviated route in addition to dial-a-ride services in the City of Marshall.
- Install two bus stop shelters in key locations to improve passenger service and efficiencies in route and dial-a-ride services.
- Reduce maintenance cost by one percent.
- Continue to support and promote regional coordination efforts between transit systems and Human Service Agencies.

### 2009-2014 Long-Range Plans:

- Secure funding to expand operations to meet unmet transit needs for residents of rural areas.
- Install technology devices on buses to improve driver safety and efficiency.
- Promote common standards and establish incentives that support and will increase the number of available volunteer drivers throughout the region.



### SYSTEM SNAPSHOT:



**Legal Name:** Western Community Action, Inc.  
**Type of Government:** CAP  
**Area Served:** Jackson, Lyon and Redwood Counties; limited service in Cottonwood and Lincoln Counties; seven metro counties; and the Cities of Willmar, Worthington, MN, and Sioux Falls, SD  
**Legislative Senate District:** 21 and 22  
**Legislative House District:** 21A, 21B and 22B  
**Congressional District:** 1 and 7

**Vehicles:** 14 Class 400

**Service Type:** Route Deviation, Dial-A-Ride and Subscription

**Days of Service:** Monday-Friday 5:45 a.m.-10:45 p.m.; Saturday 8:30 a.m.-6:15 p.m.; and Sunday 8:30 a.m.-6:30 p.m. (pre-booked only)

**Base Fare:** \$2.00-\$13.00; \$.25-\$.70/mile  
volunteer drivers

**Funding Class:** Rural

### 2006 SYSTEM DATA:

**Total Operating Costs:** \$1,060,598

**Total Cost Per Passenger:** \$9.77

**Ridership:** 108,586 (94,058 Bus; 14,528 Volunteer Drivers)

**Annual System Miles:** 589,538 (296,812 Bus; 292,726 Volunteer Drivers)



## WINONA TRANSIT SERVICE

**Contact Person:** Monica Hennessy  
Mohan

**Title:** City Clerk

**Address:** 207 Lafayette Street  
P. O. Box 378, Winona, MN 55987

**Telephone:** 507.457.8200

**Fax:** 507.457.8285

**E-Mail:** [mhmohan@cityhall.luminet.net](mailto:mhmohan@cityhall.luminet.net)

**Website:** [www.cityofwinona-mn.com](http://www.cityofwinona-mn.com)



### SYSTEM SNAPSHOT:

**Legal Name:** Winona, City of

**Type of Government:** City

**Area Served:** Cities of Goodview and Winona

**Legislative House District:** 28B and 31A

**Congressional District:** 1

**Vehicles:** 7 Class 600

**Service Type:** Route Deviation and  
Subscription

**Days of Service:** Monday-Friday 6:00 a.m.-  
6:15 p.m.

**Base Fare:** \$.75; \$.25 for deviations

**Funding Class:** Small Urban

### 2007 Achievements:

- Increased ridership six percent through June, 2007.
- Achieved 32 percent farebox recovery rate.
- Completed Requests for Proposals (RFP) for new transit operations contract.
- Acquired two replacement buses.

### 2008 Objectives:

- Increase ridership by 3 percent by focusing on increasing ridership of seniors.
- Begin implementing recommendations from the City's newly adopted Comprehensive Plan.
- Order two replacement buses.
- Continue Safe Ride and Winona State University subscription routes.

### 2009-2014 Long-Range Plans:

- Develop replacement schedule for vehicles.
- Continue to review routes and fare schedule.

### 2006 SYSTEM DATA:

**Total Operating Costs:** \$479,577

**Total Cost Per Passenger:** \$2.06

**Ridership:** 233,061

**Annual System Miles:** 192,279

**WINONA TRANSIT  
SERVICE**



## ANOKA COUNTY TRAVELER

**Contact Person:** Tim Kirchoff

**Title:** Supervisor of Transit Operations and Planning

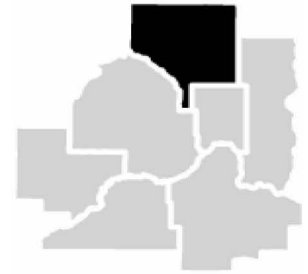
**Address:** 2100 – 3<sup>rd</sup> Avenue, Room 216  
Anoka, MN 55303

**Telephone:** 763.422.7075

**Fax:** 763.323.5556

**E-Mail:** [traveler@co.anoka.mn.us](mailto:traveler@co.anoka.mn.us)

**Website:** [www.anokacounty.us/transit](http://www.anokacounty.us/transit)



### SYSTEM SNAPSHOT:

**Legal Name:** Anoka County

**Type of Government:** County

**Area Served:** Cities of Andover, Anoka, Bethel, Blaine, Columbus, Coon Rapids, East Bethel, Fridley, Ham Lake, Hilltop, Lexington, Lino Lakes, Linwood, Oak Grove, Ramsey, St. Francis and Spring Lake Park

**Legislative District:** 17A, 47A, 47B, 48A, 48B, 49A, 49B, 50A, 50B, 51A, 51B, 52A, 53A and 56A

**Congressional District:** 2, 3, 5 and 6

**Vehicles:** 55 Volunteer Vehicles, 1 Class 300, 10 Class 400, 4 Class 600 and 5 Class 700

**Service Type:** Dial-A-Ride, Regular Route and Volunteer

**Days of Service:** Volunteer: Monday-Friday 8:00 a.m.-4:30 p.m.; Dial-A-Ride: Monday-Sunday 24 hour service (each city varies); Regular Route: Monday-Saturday 6:08 a.m.-8:03 p.m.

**Base Fare:** Volunteer: Donation \$3-\$8; ADA: \$3.50-\$2.50; General Public: \$4.25-\$3.25; Regular Route: \$2.00 Peak-\$1.50 Off-Peak

**Funding Class:** Contracted Regular Route

### 2006 SYSTEM DATA:

#### Regular Route

**Total Operating Costs:** \$1,078,010

**Total Cost Per Passenger:** \$5.42

**Ridership:** 198,760

**Annual System Miles:** 245,376

#### Dial-A-Ride

**Total Operating Costs:** \$1,432,099

**Total Cost Per Passenger:** \$25.28

**Ridership:** 56,641

**Annual System Miles:** 350,241

#### Volunteer Transportation

**Total Operating Costs:** \$73,537

**Total Cost Per Passenger:** \$14.10

**Ridership:** 5,214

**Annual System Miles:** 119,085



### 2007 Achievements:

- Increased fixed route ridership.
- Replaced remaining Dial-A-Ride fleet.
- Volunteer has 56 active drivers.

### 2008 Objectives:

- Replace 30 ft. fixed route bus.
- Add Sunday service to Route 805.
- Add Dial-A-Ride service hours to northern portions of Anoka County.

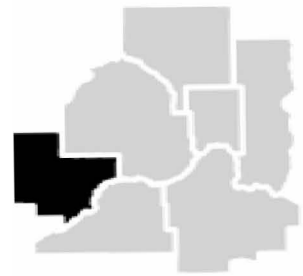
### 2009-2014 Long-Range Plans:

- Increase ridership.
- Develop feeder service for Northstar Commuter Rail.
- Address service recommendations identified in Transit System Plan.



## CARVER COUNTY RURAL TRANSIT/CART

**Contact Person:** Alan Herrmann  
**Title:** Transportation Supervisor  
**Address:** 11360 Highway 212 West  
Cologne, MN 55322  
**Telephone:** 952.466.5260  
**Fax:** 952.466.5262  
**E-Mail:** [aherrman@co.carver.mn.us](mailto:aherrman@co.carver.mn.us)  
**Website:** [www.co.carver.mn.us](http://www.co.carver.mn.us)



### SYSTEM SNAPSHOT:

**Legal Name:** Carver County  
**Type of Government:** County  
**Area Served:** Carver County  
**Legislative Senate District:** 34  
**Legislative House District:** 34A and 34B  
**Congressional District:** 2

### 2007 Achievements:

- Averaged a 10 percent increase in ridership through June, 2007.
- Averaged 5.0 passengers per hour on bus.

### 2008 Objectives:

- Add unofficial park and ride spots for service to Chaska, Chanhassen and S.W. Metro.
- Look at efficiencies of combining services with Scott County.

### 2009-2014 Long-Range Plans:

- Reconstruction of Highway 212 to four lanes will impact transit service and population, which is increasingly elderly. Annual transportation strategies will adjust to construction timelines.

**Vehicles:** 7 Class 400 and 12 Volunteer Drivers  
**Service Type:** Deviated Fixed Route and Volunteer  
**Days of Service:** Monday-Friday 6:00 a.m.-5:30 p.m.  
**Base Fare:** \$2.00 one-way  
**Funding Class:** Rural

### 2006 SYSTEM DATA:

**Total Operating Costs:** \$510,959  
**Total Cost Per Passenger:** \$11.83  
**Ridership:** 43,187  
**Annual System Miles:** 176,801



# DARTS

**Contact Person:** Kristine Barrett  
**Title:** Director of Transit Operations  
**Address:** 1645 Marthaler Lane  
West St. Paul, MN 55118  
**Telephone:** 651.455.1339  
**Fax:** 651.234.2284  
**E-Mail:** [kris.barrett@darts1.org](mailto:kris.barrett@darts1.org)  
**Website:** [www.darts1.org](http://www.darts1.org)

## 2007 Achievements:

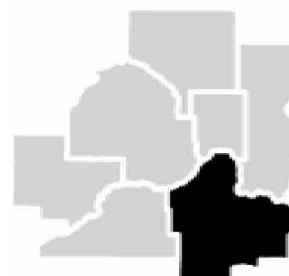
- Contracted with fuel supplier to set price for a designated period which stabilized the overall cost of fuel.
- Met objectives to improve fare collection by 96 percent.
- Implemented new refresher training course for drivers.
- Evaluated shared training efforts and update the costs and developed updated materials.

## 2008 Objectives:

- Seek out new revenue ventures to support DART's future.
- Increase shared training opportunities during weekend and evening hours.

## 2009-2014 Long-Range Plans:

- Establish a second service center in southern Dakota County.
- Seek collaborative opportunities with others to improve and increase level and maintain quality of service provided by community based providers.



## SYSTEM SNAPSHOT:

**Legal Name:** Dakota Area Resources and Transportation for Seniors  
**Type of Government:** Non-Profit 501(c)(3) Corporation  
**Area Served:** Dakota County  
**Legislative Senate District:** 36, 37, 38, 39, 40 and 57  
**Legislative House District:** 36A, 36B, 37A, 37B, 38A, 38B, 39A, 39B, 40A, 57A and 57B  
**Congressional District:** 2 and 4

**Vehicles:** 36 Class 300  
**Service Type:** Dial-A-Ride and Fixed Route  
**Days of Service:** General Public Service: Monday-Friday 8:00 a.m.-4:30 p.m.; ADA Service: Sunday-Saturday 5:00 a.m.-11:00 p.m.  
**Base Fare:** \$2.50 Non-Peak-\$3.50 Peak  
**Funding Class:** Rural

## 2006 SYSTEM DATA:

**Total Operating Costs:** \$3,500,000  
**Total Cost Per Passenger:** \$20.23  
**Ridership:** 174,680  
**Annual System Miles:** 1,138,579



## HASTINGS TRAC

**Contact Person:** Melanie Mesko Lee  
**Title:** Assistant City Administrator  
**Address:** 101 Fourth Street East  
Hastings, MN 55033-1955  
**Telephone:** 651.480.2350  
**Fax:** 651.437.7082  
**E-Mail:** [cityhall@ci.hastings.mn.us](mailto:cityhall@ci.hastings.mn.us)  
**Website:** [www.ci.hastings.mn.us](http://www.ci.hastings.mn.us)

### 2007 Achievements:

- Filled regular part-time driver position and hired a back-up driver.
- Replaced two 1999 vehicles.
- Updated driver and passenger handbooks.
- Implemented dispatching software.

### 2008 Objectives:

- Consider fare rate increase.
- Review vehicle storage facility status.
- Conduct a survey on TRAC operations.

### 2009-2014 Long-Range Plans:

- Increase coordination with other providers.
- Advocacy on transportation related issues, specifically the Red Rock Corridor.
- Review ability to use card readers in buses to allow the use of Transit Pass Options.

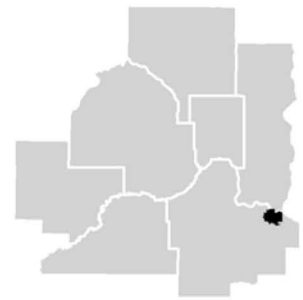
### SYSTEM SNAPSHOT:

**Legal Name:** City of Hastings  
**Type of Government:** City  
**Area Served:** City of Hastings  
**Legislative District:** 57B  
**Congressional District:** 2

**Vehicles:** 4 Class 400  
**Service Type:** Dial-A-Ride  
**Days of Service:** Monday-Friday 6:00 a.m.-6:00 p.m.  
**Base Fare:** \$1.55; \$1.50 token  
**Funding Class:** Small Urban

### 2006 SYSTEM DATA:

**Total Operating Costs:** \$335,331  
**Total Cost Per Passenger:** \$10.66  
**Ridership:** 31,468  
**Annual System Miles:** 86,165



**City of  
Hastings**



## HOPKINS HOP-A-RIDE

**Contact Person:** Nancy Anderson  
**Title:** City Planner  
**Address:** 1010 First Street South  
Hopkins, MN 55343  
**Telephone:** 952.548.6342  
**Fax:** 952.935.1834  
**E-Mail:** [nanderson@hopkinsmn.com](mailto:nanderson@hopkinsmn.com)  
**Website:** [www.hopkinsmn.com](http://www.hopkinsmn.com)

### 2007 Achievements:

- Provided service to residents.

### 2008 Objectives:

- Provide service to residents.

### 2009-2014 Long-Range Plans:

- Continue to provide service to residents.

### SYSTEM SNAPSHOT:



**Legal Name:** City of Hopkins  
**Type of Government:** City  
**Area Served:** City of Hopkins  
**Legislative District:** 52A  
**Congressional District:** 3

**Vehicles:** 1 Class 200  
**Service Type:** Dial-A-Ride  
**Days of Service:** Monday-Thursday 7:00 a.m.-5:00 p.m.; and Friday 7:00 a.m.-4:00 p.m.  
**Base Fare:** \$2.00  
**Funding Class:** Small Urban

### 2006 SYSTEM DATA:

**Total Operating Costs:** \$108,272  
**Total Cost Per Passenger:** \$8.71  
**Ridership:** 12,433  
**Annual System Miles:** 15,541



## H.S.I. TRANSPORTER

**Contact Person:** Roxanne Emerson  
**Title:** Director, Services to Seniors and Persons with Special Needs  
**Address:** 5650 Memorial Avenue North  
Oak Park Heights, MN 55082  
**Telephone:** 651.275.4308  
**Fax:** 651.275.4310  
**E-Mail:** [remerson@hsicares.org](mailto:remerson@hsicares.org)  
**Website:** [www.hsicares.org](http://www.hsicares.org)

### 2007 Achievements:

- Secured a three year grant for service expansion in the northern half of Washington County.

### 2008 Objectives:

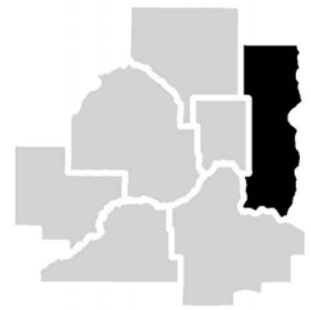
- Pursue service expansion for weekend service to those that live in non-ADA service areas.

### 2009-2014 Long-Range Plans:

- Continue to pursue new long-term transit funding resources.
- Meet the increased transportation needs of the service area.



### SYSTEM SNAPSHOT:



**Legal Name:** Human Services, Inc. (HSI)  
**Type of Government:** Private Non-Profit  
**Area Served:** Washington County  
**Legislative Senate District:** 52, 55, 56 and 57  
**Legislative House District:** 52A, 52B, 55B, 56A, 56B, 57A and 57B  
**Congressional District:** 2, 4 and 6

**Vehicles:** 2 Minivan, 15 Class 400 and 2 Class 500

**Service Type:** Para-Transit Dial-A-Ride

**Days of Service:** Monday-Friday and some limited weekend and holiday

**Base Fare:** \$3.50 Peak; \$2.50 Off-Peak

**Funding Class:** Rural

### 2006 SYSTEM DATA:

**Total Operating Costs:** \$1,300,162

**Total Cost Per Passenger:** \$18.88

**Ridership:** 68,848

**Annual System Miles:** 344,168



## LAKE AREA BUS

**Contact Person:** Judy Hutchinson  
**Title:** Coordinator  
**Address:** 3588 East Hoffman Road  
Vadnais Heights, MN 55110  
**Telephone:** 651.379.8816  
**Fax:** 651.770.6053  
**E-Mail:** [jh@symtech.us](mailto:jh@symtech.us)  
**Transit Provider:** Laidlaw Transit  
Services

### 2007 Achievements:

- Surpassed mid-year projected DAR rides/hour by .36 percent.

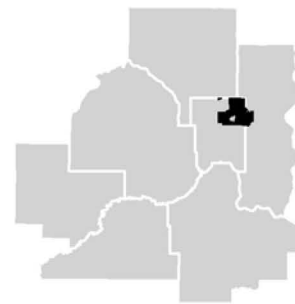
### 2008 Objectives:

- Maintain DAR general public transportation service ridership at 3.6 rides per hour.

### 2009-2014 Long-Range Plans:

- Continue serving its seven cities with DAR general public transportation vehicles.

### SYSTEM SNAPSHOT:



**Legal Name:** Lake Area Bus  
**Type of Government:** Joint Powers Agreement  
**Area Served:** Cities of Birchwood, Gem Lake, Mahtomedi, Vadnais Heights, White Bear Lake, Willernie and White Bear Township  
**Legislative District:** 52B, 53B and 54B  
**Congressional District:** 4 and 7

**Vehicles:** 1 Class 300 and 3 Class 400  
**Service Type:** Dial-A-Ride  
**Days of Service:** Monday-Friday  
**Base Fare:** \$2.00-\$4.00  
**Funding Class:** Small Urban

### 2006 SYSTEM DATA:

**Total Operating Costs:** \$392,375  
**Total Cost Per Passenger:** \$13.20  
**Ridership:** 29,715  
**Annual System Miles:** 142,258



## LAKER LINES

**Contact Person:** Kelly Meyer  
**Title:** Assistant City Manager  
**Address:** 4646 Dakota Street S.E.  
Prior Lake, MN 55372  
**Telephone:** 952.447.9802 or  
952.496.8800  
**Fax:** 952.447.4245  
**E-Mail:** [kmeyer@cityofpriorlake.com](mailto:kmeyer@cityofpriorlake.com)  
**Website:** [www.cityofpriorlake.com](http://www.cityofpriorlake.com) and  
[www.blueexpressbus.com](http://www.blueexpressbus.com)

### 2007 Achievements:

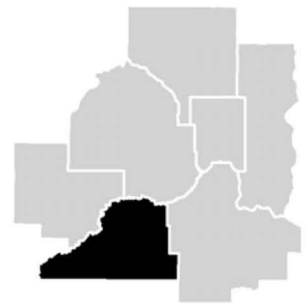
- Launched a partnership with City of Shakopee and Scott County to provide expanded commuter service from Scott County.
- Increased from three round trip routes to eight.
- Opened Southbridge Crossings transit station.

### 2008 Objectives:

- Evaluate the success of service improvements.
- Plan for future capital improvements including a bus only slip ramp to TH169.
- Continue partnership among Scott County transit providers.

### 2008-2014 Long-Range Plans:

- Addition of a second park and ride facility at CSAH 16 and the future extension of CSAH 21.



### SYSTEM SNAPSHOT:

**Legal Name:** City of Prior Lake  
**Type of Government:** Municipal  
**Area Served:** Scott County  
**Legislative Senate District:** 25, 34, 35 and 40  
**Legislative House District:** 25A, 25B, 34A, 35A, 35B and 40A  
**Congressional District:** 2

**Vehicles:** 5 Class 700  
**Service Type:** Commuter  
**Days of Service:** Monday-Friday 6:00 a.m.-8:00 a.m.; 3:00 p.m.-6:00 p.m.  
**Base Fare:** \$2.75  
**Funding Class:** Opt Out

### 2006 SYSTEM DATA:

**Total Operating Costs:** \$419,766  
**Total Cost Per Passenger:** \$16.22  
**Ridership:** 25,875  
**Annual System Miles:** 46,720



# MAPLE GROVE TRANSIT

**Contact Person:** Michael Opatz

**Title:** Transit Administrator

**Address:** 12800 Arbor Lakes Parkway  
North, P. O. Box 1180

Maple Grove, MN 55311-6180

**Telephone:** 763.494.6005

**Fax:** 763.494.6421

**E-Mail:** [mopatz@ci.maple-grove.mn.us](mailto:mopatz@ci.maple-grove.mn.us)

**2006 Achievements:**

**Website:** [www.maplegrovetransit.org](http://www.maplegrovetransit.org)

## 2007 Achievements

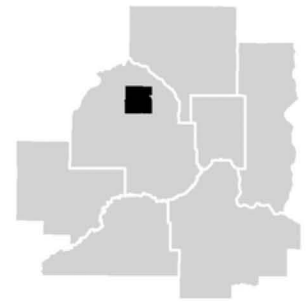
- Provided 598,397 one-way rides in 2006 which represents an 18 percent increase.
- Worked with Hennepin County and the Metropolitan Council to start the new Route 720 between the City of Maple Grove and Brooklyn Park.
- Operated the transit system within both the budget and policy guidelines of the Metropolitan Council.
- Retained and attracted riders by promoting Maple Grove Transit as a viable alternative transportation mode.
- Continued to support the Maple Grove Transit Commission to ensure community involvement in planning transit needs.

## 2008 Objectives:

- Provide current and new transit services commensurately to the changing dynamics and growing population of the City within the available financial resources.
- Acquire a seven acre parcel of land for a future park and ride facility in the I-94 area and future Highway 610.

## 2009-2014 Long-Range Plans:

- Add service to serve a new park and ride facility in the I-94 area and future Highway 610 and the new Maple Grove Hospital.



## SYSTEM SNAPSHOT:

**Legal Name:** Maple Grove, City of

**Type of Government:** City

**Area Served:** City of Maple Grove

**Legislative District:** 32A and 32B

**Congressional District:** 3

**Vehicles:** 1 Class 200, 3 Class 300, 2 Class 400, 2 Class 500 and 33 Class 700

**Service Type:** Commuter Express and Dial-A-Ride

**Days of Service:** Commuter Express: Monday-Friday, 6:00 a.m.-8:30 a.m. and 3:30 p.m.-7:30 p.m.; Dial-A-Ride: Monday-Friday 6:00 a.m.-6:00 p.m.; and Saturday 8:00 a.m.-4:00 p.m.

**Base Fare:** \$2.75 Express; \$1.75 Dial-A-Ride

**Funding Class:** Opt-Out

## 2006 SYSTEM DATA:

**Total Operating Costs:** \$2,636,074

**Total Cost Per Passenger:** \$4.41

**Ridership:** 598,397

**Annual System Miles:** 465,245



## METRO MOBILITY

**Contact Person:** Gerri Sutton  
**Title:** Assistant Director of Contracted Transit Services  
**Address:** 390 North Robert Street  
St. Paul, MN 55101-1664  
**Telephone:** 651.602.1672  
**Fax:** 651.602.1660  
**E-Mail:** [gerri.sutton@metc.state.mn.us](mailto:gerri.sutton@metc.state.mn.us)  
**Website:** [www.metrocouncil.org](http://www.metrocouncil.org)

### 2007 Achievements:

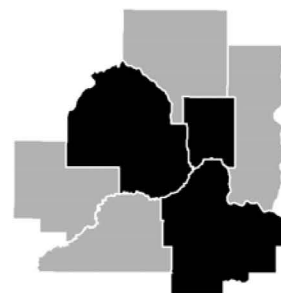
- Reduced capacity denials to statistical zero.
- Implemented a new five year contract for agency service.
- Purchased 80 cutaway vans to be used for agency service.
- Updated Metro Mobility's Customer Service Guide.

### 2008 Objectives:

- Implement prepaid electronic fare system.
- Implement enhanced customer services software module.
- Research the possibility of Metro Mobility riders buying back no-shows.

### 2009-2014 Long-Range Plans:

- Utilize taxis to transport able ADA riders to nearest fixed route bus stop (feeder to fixed).
- Research the purchase of software for use by Metro Mobility and other paratransit providers using Metro Mobility's reservation and dispatch system.
- Research the possibility of shortening the four day lead reservation period to two days.



### SYSTEM SNAPSHOT:

**Legal Name:** Metropolitan Council, Metro Mobility

**Type of Government:** Regional

**Area Served:** Dakota, Hennepin and Ramsey Counties

**Legislative Senate District:** 19, 32, 33, 34, 40, 41, 42, 43, 44, 45, 46, 47, 50, 51, 53, 54, 55, 58, 59, 60, 61, 62, 63, 64, 65, 66, and 67

**Legislative House District:** 19B, 32A, 32B, 33A, 33B, 34B, 40B, 41A, 41B, 42A, 42B, 43A, 44A, 44B, 45A, 45B, 46A, 46B, 47A, 47B, 50A, 50B, 51B, 53A, 53B, 54A, 54B, 55A, 55B, 58A, 58B, 59A, 60A, 60B, 61A, 61B, 62A, 62B, 63A, 63B, 64A, 64B, 65A, 65B, 66A, 66B, 67A and 67B

**Congressional District:** 2, 3, 4, 5 and 6

**Vehicles:** 270 Council owned Class 300 buses, and 20 provider owned sedans

**Service Type:** Dial-A-Ride

**Days of Service:** 365/24/7

**Base Fare:** \$3.50 Peak; \$2.50 Off-Peak

**Funding Class:** Demand Response

### 2006 SYSTEM DATA:

**Total Operating Costs:** \$30,525,812

**Total Cost Per Passenger:** \$24.96

**Ridership:** 1,222,821

**Annual Service Miles:** 11,690,879



## METRO TRANSIT-RAIL

**Contact Person:** Brian Lamb  
**Title:** General Manager  
**Address:** 560 – 6<sup>th</sup> Avenue North  
Minneapolis, MN 55411  
**Telephone:** 612.373.3333  
**Fax:** 612.349.7503  
**E-Mail:** [brian.lamb@metc.state.mn.us](mailto:brian.lamb@metc.state.mn.us)  
**Website:** [www.metrotransit.org](http://www.metrotransit.org)



### SYSTEM SNAPSHOT:

**Legal Name:** Metro Transit  
**Type of Government:** State, an operating unit of the Metropolitan Council  
**Area Served:** Cities of Bloomington and Minneapolis  
**Legislative District:** 40B, 41B, 58A, 58B, 59A, 59B, 60A, 60B, 61A, 61B, 62A, 62B, 63A and 63B  
**Congressional District:** 3 and 5

### 2007 Achievements:

- Increased size of light-rail fleet from 24 to 27 cars.

### 2008 Objectives:

- Open a 1,500 space parking ramp at the 28<sup>th</sup> Avenue light-rail station.
- Begin a major car overhaul program for train operation on the Hiawatha light-rail line.
- Procure passenger rail cars for the Northstar commuter rail line.

### 2009-2014 Long-Range Plans:

- Open Northstar commuter rail service on a 40 mile corridor between Minneapolis and Big Lake.
- Open Central Corridor light-rail service connecting downtown St. Paul with downtown Minneapolis along University Avenue and through the University of Minnesota.
- Add an 18<sup>th</sup> light-rail station to the Hiawatha Line service transit-oriented development at American Boulevard in Bloomington.

**Vehicles:** 27 Light Rail Cars  
**Service Type:** Fixed  
**Rush Hour Service:** 12 2 car trains per hour-7 ½ minute intervals (6:00 a.m.-9:00 a.m. and 3:00 p.m.-6:30 p.m.)  
**Base Service:** 9:00 a.m.-3:00 p.m. 10 minute intervals  
**Base Fare:** \$1.50; \$2.00 rush hour  
**Funding Class:** Large Urban

### 2006 SYSTEM DATA:

**Total Operating Costs:** \$18.84 Million  
**Total Cost Per Passenger:** \$2.10  
**Ridership:** 9 Million  
**Annual System Miles:** 1.1 Million



## METRO TRANSIT – FIXED BUS ROUTES

**Contact Person:** Brian Lamb  
**Title:** General Manager  
**Address:** 560 – 6<sup>th</sup> Avenue North  
Minneapolis, MN 55411  
**Telephone:** 612.373-3333  
**Fax:** 612.349.7503  
**E-Mail:** [brian.lamb@metc.state.mn.us](mailto:brian.lamb@metc.state.mn.us)  
**Website:** [www.metrotransit.org](http://www.metrotransit.org)



### SYSTEM SNAPSHOT:

**Legal Name:** Metro Transit  
**Type of Government:** State, an operating unit of the Metropolitan Council.  
**Area Served:** Anoka, Carver, Dakota, Hennepin, Ramsey, Scott and Washington Counties  
**Legislative District:** Metro  
**Congressional District:** 2, 3, 4, 5 and 6

### 2007 Achievements:

- On pace to exceed goal of 75 million rides, up from 73.4 million rides in 2006.
- Completed implementation of Go-To card fare collection system using rechargeable smart cards.
- Restructured transit service in the northwest section of the metro area.
- Increased biodiesel content in fuel from 5 percent to 10 percent.

### 2008 Objectives:

- Offer expanded transit service and customer information services to delegates of the 2008 Republican National Convention.
- Implement real-time transit information for customers by phone, web and transit center electronic signs.

### 2009-2014 Long-Range Plans:

- Implement transit element of the Access Minneapolis transportation plan, including double width transit lanes on Marquette and Second Avenue South and hybrid-electric bus service on Nicollet.

**Vehicles:** 725 40 ft. Coaches and 140 60 ft. Articulated Buses  
**Service Type:** Fixed Route  
**Days of Service:** Monday-Sunday, 24 Hours Daily  
**Base Fare:** \$1.50  
**Funding Class:** Large Urban

### 2006 SYSTEM DATA:

**Total Operating Costs:** \$209.15 Million  
**Total Cost Per Passenger:** \$3.25  
**Ridership:** 64.4 Million  
**Annual System Miles:** 28 Million



## METROPOLITAN COUNCIL – METROPOLITAN TRANSPORTATION SERVICES



**Contact Person:** John Harper  
**Title:** Sr. Project Administrator  
**Address:** 390 North Robert Street  
St. Paul, MN 55101-1805  
**Telephone:** 651.602.1744  
**Fax:** 651.602.1739  
**E-Mail:** [john.harper@metc.state.mn.us](mailto:john.harper@metc.state.mn.us)  
**Website:** [www.metrocouncil.org](http://www.metrocouncil.org)

### 2007 Achievements:

- Completed procurement for three service packages which resulted in initiating service with one new regular route contractor and one new demand provider.
- Purchased replacement buses in various sizes, including coaches, standard transit buses, and cutaways, for significant portion of fleet.
- Introduced Go-To card fare collection system region wide.

### 2008 Objectives:

- Add Automatic Vehicle Location (AVL) technology to all regular route fleet.
- Add Automatic Passenger Counter (APC) technology to portion of regular route fleet.
- Install camera surveillance system on all regular route fleet.
- Implement Job Access Reverse Commute (JARC) service on four routes.

### 2009-2014 Long Range Plans:

- Implement Service and Park and Ride enhancements dependent upon increased demand. This service increase is toward the goal of a 50% increase in ridership by 2020 and doubling ridership by 2030.

### SYSTEM SNAPSHOT:

**Legal Name:** Metropolitan Council –  
Metropolitan Transportation Services  
**Type of Government:** Regional  
**Area Served:** Anoka, Carver, Dakota,  
Hennepin, Ramsey, Scott, and Washington  
Counties  
**Legislative District:** Metro Area  
**Congressional District:** Metro Area

**Vehicles:** 61 Vans, 3 45' Coaches, 31 Class 700, 14 Class 600 and 39 Cutaways  
**Service Type:** Fixed Route, Demand Response and Vanpool  
**Days of Service:** 24/7/365  
**Base Fare:** Regular Route: \$1.50 Local Off Peak, \$1.75 Local Peak, and \$2.75 Express Peak; Demand Response: \$2.00  
**Funding Class:** Large Urban and Small Urban

### 2006 SYSTEM DATA:

**Total Operating Costs:** \$11,322,403  
**Total Cost Per Passenger:** \$4.58  
**Ridership:** 2,470,657  
**Annual System Miles:** 4,447,099

# MINNESOTA VALLEY TRANSIT AUTHORITY

**Contact Person:** Beverley Miller  
**Title:** Executive Director  
**Address:** 100 East Highway 13  
Burnsville, MN 55337  
**Telephone:** 952.882.7500  
**Fax:** 952.882.7600  
**E-Mail:** [bmiller@mvta.com](mailto:bmiller@mvta.com)  
**Website:** [www.mvta.com](http://www.mvta.com)



## SYSTEM SNAPSHOT:

**Legal Name:** Minnesota Valley Transit Authority

**Type of Government:** Joint Powers Agreement

**Area Served:** Cities of Apple Valley, Burnsville, Eagan, Rosemount and Savage

**Legislative District:** 35B, 37A, 37B, 38A, 38B, 39A and 40A

**Congressional District:** 2

## 2007 Achievements:

- Continued to study alternatives for Apple Valley Transit Station Expansion in conjunction with Cedar Avenue BRT.
- Served 25 millionth rider.
- Updated Strategic Plan adopted by Board of Directors.
- Completed agreement with U of M, Hennepin County and FTA for "techno" bus to study lane-assist technology.

## 2008 Objectives:

- Develop creative funding solutions.
- Begin expansion of Apple Valley Transit Station.

## 2009-2014 Long-Range Plans:

- Increase ridership.
- Implement BRT on Cedar Avenue Corridor.
- Increase number of cities served by MVTA.

**Vehicles:** 12 Class 400, 11 Class 600 and 89 Class 700

**Service Type:** Fixed Route and Flexible Fixed Route

**Days of Service:** Monday-Friday Express Route; Monday-Sunday Local Service Depending on Route

**Base Fare:** \$1.50

**Funding Class:** Opt-Outs

## 2006 SYSTEM DATA:

**Total Operating Costs:** \$14,669,491

**Total Cost Per Passenger:** \$6.29

**Ridership:** 2,332,739

**Annual System Miles:** 3,480,267



## NORTHEAST SUBURBAN TRANSIT (NEST)

**Contact Person:** James E. Norman  
**Title:** Interim Coordinator  
**Address:** 14190 Xenon Street N.W.  
Suite 2, Ramsey, MN 55303  
**Telephone:** 763.712.9405  
**E-Mail:** [jnorman@norman-assoc.com](mailto:jnorman@norman-assoc.com)

### 2007 Achievements:

- Dial-A-Ride ridership exceeded projection by .32 percent.
- Fixed Route ridership exceeded projection by 2.63 percent.

### 2008 Objectives:

- Increase Dial-A-Ride ridership by 3.5 percent.
- Increase Fixed Route ridership by 10.5 percent.

### 2009-2014 Long-Range Plans:

- Continue servicing our customers.

### SYSTEM SNAPSHOT:



**Legal Name:** Northeast Suburban Transit

**Type of Government:** Joint Powers

**Area Served:** Cities of Maplewood, North St. Paul and Oakdale

**Legislative District:** 55A and 55B

**Congressional District:** 4

**Vehicles:** 2 Class 300 and 2 Class 600

**Service Type:** Dial-A-Ride and Fixed Route

**Days of Service:** Monday-Friday 6:00 a.m.-6:00 p.m.

**Base Fare:** \$2.00

**Funding Class:** Small Urban and Contracted Regular Route

### 2006 SYSTEM DATA:

**Total Operating Costs:** \$493,764

**Total Cost Per Passenger:** \$4.98

**Ridership:** 99,180

**Annual System Miles:** 237,900





# NORTHSTAR COMMUTER COACH

**Contact Person:** Tim Kirchoff  
**Title:** Supervisor, Transit Operations and Planning  
**Address:** 2100 Third Avenue  
Room 216, Anoka, MN 55303  
**Telephone:** 1.888.528.8880 or  
763.422.7075  
**Fax:** 763.323.5556  
**E-Mail:**  
[commutercoach@commutercoach.org](mailto:commutercoach@commutercoach.org)  
**Website:** [www.commutercoach.org](http://www.commutercoach.org)

## 2007 Achievements:

- Increased ridership.
- Added a stop to service commuter needs.
- Rolled out Metropass with stored value.
- Installed additional bike lockers.

## 2008 Objectives:

- Increase ridership.
- Rent out all 11 bike lockers.

## 2009-2014 Long-Range Plans:

- Secure funding for continued operation of Northstar Commuter Coach until replaced by Northstar Commuter Rail.
- Increase service where needed.



## SYSTEM SNAPSHOT:

**Legal Name:** Northstar Corridor Development Authority

**Type of Government:** Joint Powers Board

**Area Served:** Cities of Coon Rapids, Elk River and Minneapolis

**Legislative House District:** 16B, 47A, 47B, 48A, 48B, 49A, 49B, 58A, 58B, 59A, 59B, 60A, 60B, 61A, 61B, 62A, 62B and 63A

**Congressional District:** 3, 5 and 6

**Vehicles:** 7 Class 700, MCI D4500 57 passenger

**Service Type:** Commuter Express

**Days of Service:** Monday-Friday 5:25 a.m.-8:50 a.m. and 3:30 p.m.-6:55 p.m.

**Base Fare:** \$2.75 Coon Rapids; \$4.50 Elk River

**Funding Class:** Other

## 2006 SYSTEM DATA:

**Total Operating Costs:** \$741,941

**Total Cost Per Passenger:** \$4.08

**Ridership:** 181,924

**Annual System Miles:** 253,880



## PLYMOUTH METROLINK

**Contact Person:** Bernie Maciej  
**Title:** Transit Coordinator  
**Address:** 3400 Plymouth Boulevard  
Plymouth, MN 55447-1482  
**Telephone:** 763.509.5535  
**Fax:** 763.509.5510  
**E-Mail:** [bmaciej@ci.plymouth.mn.us](mailto:bmaciej@ci.plymouth.mn.us)  
**Website:**  
[www.ci.plymouth.mn.us/service/transit](http://www.ci.plymouth.mn.us/service/transit)

### 2007 Achievements:

- Increased ridership.
- Worked with regional funding mechanisms.

### 2008 Objectives:

- Implement GPS on fixed route vehicles.

### 2009-2014 Long-Range Plans:

- Continue to meet demand by increasing fleet.



### SYSTEM SNAPSHOT:

**Legal Name:** City of Plymouth  
**Type of Government:** City  
**Area Served:** Hennepin County; City of Plymouth  
**Senate Legislative District:** 19, 32, 33, 34, 40, 41, 42, 43, 44, 45, 46, 47, 54, 58, 59, 60, 61, 62, and 63  
**House Legislative District:** 19B, 32A, 32B, 33A, 33B, 34B, 40B, 41A, 41B, 42A, 42B, 43A, 43B, 44A, 44B, 45A, 45B, 46A, 46B, 47A, 47B, 54A, 58A, 58B, 59A, 59B, 60A, 60B, 61A, 61B, 62A, 62B, 63A and 63B  
**Congressional District:** 2, 3, 5 and 6

**Vehicles:** 16 Class 400, 18 Class 500 and 10 Class 700

**Service Type:** Dial-A-Ride and Fixed Route

**Days of Service:** Dial-A-Ride Monday-Friday 6 a.m.-10 p.m., Saturday 9 a.m.-6 p.m., Fixed Route Monday-Friday 6 a.m.-8:15 p.m.

**Base Fare:** \$2.75 Peak, \$2.00 Off-Peak and \$2.00 Dial-A-Ride

**Funding Class:** Opt-Out

### 2006 SYSTEM DATA:

**Total Operating Costs:** \$4,004,373

**Total Cost Per Passenger:** \$8.33

**Ridership:** 480,614

**Annual System Miles:** 726,780



## PRISM EXPRESS

**Contact Person:** Patrick Rowan  
**Title:** Program Director  
**Address:** 730 Florida Avenue South  
Golden Valley, MN 55426  
**Telephone:** 763.529.1252  
**Fax:** 763.450.4306  
**E-Mail:** [prowan@prismmpls.org](mailto:prowan@prismmpls.org)  
**Website:** [www.prismmpls.org](http://www.prismmpls.org)

### 2007 Achievements:

- Projected to provide 50,000 rides by the end of 2007.
- Initiated coordinated transportation project with Senior Community Services, Metropolitan Council and Metro Mobility.

### 2008 Objectives:

- Continue to diversify funding sources.
- Add another vehicle through the 5310 program.
- Demonstrate feasibility of coordinated transportation in Hennepin County.

### 2009-2014 Long-Range Plans:

- Expand coordinated transportation project to include other Hennepin County providers.
- Diversify funding sources.
- Increase off-hour vehicle coordination.



### SYSTEM SNAPSHOT:

**Legal Name:** PRISM Express (People Responding in Social Ministry)

**Type of Government:** Non-Profit

**Area Served:** Cities of Brooklyn Park, Crystal, Golden Valley, New Hope, Plymouth and Robbinsdale

**Legislative District:** 43A, 43B, 44B, 45A, 45B and 46B

**Congressional District:** 3 and 5

**Vehicles:** 2 Class 300, 2 Class 400 and 1 Passenger Van

**Service Type:** Dial-A-Ride

**Days of Service:** Monday-Friday 8:30 a.m.- 4:00 p.m.; Sunday 8:00 a.m. - Noon

**Base Fare:** \$2.50

**Funding Class:** Rural

### 2006 SYSTEM DATA:

**Total Operating Costs:** \$353,930

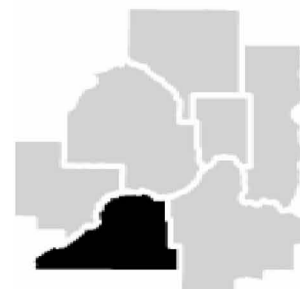
**Total Cost Per Passenger:** \$9.13

**Ridership:** 38,780

**Annual System Miles:** 142,383

# SCOTT COUNTY TRANSIT

**Contact Person:** Troy Beam  
**Title:** Transit Manager  
**Address:** 828 First Avenue East  
Shakopee, MN 55379  
**Telephone:** 952.496.8341  
**Fax:** 952.496.1842  
**E-Mail:** [transit@co.scott.mn.us](mailto:transit@co.scott.mn.us)  
**Website:** [www.co.scott.mn.us](http://www.co.scott.mn.us)



## SYSTEM SNAPSHOT:

**Legal Name:** Scott County Transit  
**Type of Government:** County  
**Area Served:** Scott County  
**Legislative Senate District:** 25, 34, 35 and 40  
**Legislative House District:** 25A, 25B, 34A, 35A, 35B and 40A  
**Congressional District:** 2

## 2007 Achievements:

- Installed a new 500 stall park and ride lot on 18/169.
- Increased ridership for ADA.
- Replaced six buses in fleet with new ones.

## 2008 Objectives:

- Increase ridership by 5 percent.
- Expand Scott County's ADA service area.
- Minimize expenses.

## 2009-2014 Long-Range Plans:

- Erect building for new 500 stall park and ride lot on 18/169.
- Build new or add to existing facility for Scott County Transit.
- Expand Scott County's ADA service area.
- Increase ridership and minimize expenses.

**Vehicles:** 20 Class 300 and 6 Class 500  
**Service Type:** Dial-A-Ride and ADA  
**Days of Service:** Dial-A-Ride Monday-Friday 5:30 a.m.-7:00 p.m., ADA Monday-Friday 4:45 a.m.-10:30 p.m., Saturday 7:15 a.m.-9:30 p.m., and Sunday 8:00 a.m.-9:15 p.m.  
**Base Fare:** \$1.00-\$6.00  
**Funding Class:** Rural

## 2006 SYSTEM DATA:

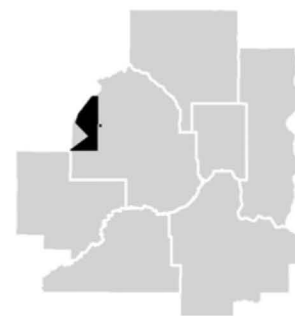
**Total Operating Costs:** \$2,173,116  
**Total Cost Per Passenger:** \$17.01  
**Ridership:** 127,729  
**Annual System Miles:** 639,874





## SENIOR COMMUNITY SERVICES - DELANO

**Contact Person:** Linda Zimmermann  
**Title:** Transportation Coordinator  
**Address:** 234 – 2<sup>nd</sup> Street North,  
Box 462, Delano, MN 55328  
**Telephone:** 763.972.0574  
**Fax:** 763.972.9034  
**E-Mail:** [ljz@delano.mn.us](mailto:ljz@delano.mn.us)  
**Website:**  
[www.scs@seniorcommunity.org](http://www.scs@seniorcommunity.org)



### SYSTEM SNAPSHOT:

**Legal Name:** Senior Community Services-  
Delano Area Transportation  
**Type of Government:** Senior Community  
Services Board of Directors  
**Area Served:** Cities of Delano, Greenfield,  
Independence, Loretto, Maple Plain, Rockford  
and Franklin Township  
**Legislative District:** 19B, 32A and 33A  
**Congressional District:** 3 and 6

### 2007 Achievements:

- Provided safe and reliable transportation with an accident free year.
- Recruited two new volunteer drivers.
- Ordered new bus to replace 1998 bus.

### 2008 Objectives:

- Continue to provide safe and reliable service.
- Increase ridership.

### 2009-2014 Long-Range Plans:

- Expand service to link with Metro area, and Buffalo and Waconia medical facilities.

**Vehicles:** 2 Class 300 and 16 Volunteer Cars  
**Service Type:** Dial-A-Ride  
**Days of Service:** Monday-Friday 8:30 a.m.-  
2:30 p.m.  
**Base Fare:** \$2.00 Round-Trip within Delano  
City Limits, \$4.00-\$5.00 Round-Trip Outside  
Delano City Limits and \$5.00 for Scheduled  
Shopping Trips  
**Funding Class:** Rural

### 2005 SYSTEM DATA:

**Total Operating Costs:** \$144,911  
**Total Cost Per Passenger:** \$11.59  
**Ridership:** 12,504  
**Annual System Miles:** 36,193





## SENIOR COMMUNITY SERVICES – EDINA DIAL-A-RIDE

**Contact Person:** Susan Heiberg  
**Title:** Administrative Assistant  
**Address:** 4801 West 50<sup>th</sup> Street  
Edina, MN 55424  
**Telephone:** 952.826.0403  
**Fax:** 952.826.0390  
**E-Mail:** [sheiberg@ci.edina.mn.us](mailto:sheiberg@ci.edina.mn.us)  
**Website:** [www.cityofedina.com](http://www.cityofedina.com)

### 2007 Achievements:

- Added volunteer drivers to augment service.

### 2008 Objectives:

- Add additional volunteer drivers.
- Coordinate service with VEAP (Volunteers Enlisted to Assist People) which runs a similar service.
- Procure a new service provider.

### 2009-2014 Long Range Plans:

- Increase ridership.
- Secure increased funding from the Metropolitan Council.

### SYSTEM SNAPSHOT:

**Legal Name:** Senior Community  
Services/Edina Dial-A-Ride  
**Type of Government:** City  
**Area Served:** City of Edina  
**Legislative District:** 41A and 41B  
**Congressional District:** 3

**Vehicles:** 1 Class 400  
**Service Type:** Dial-A-Ride  
**Days of Service:** Monday-Friday 9:00 a.m.-  
3:00 p.m.  
**Base Fare:** \$3.00 Per One-Way Trip  
**Funding Class:** Small Urban

### 2006 System Data:

**Total Operating Costs:** \$60,817  
**Total Cost Per Passenger:** \$18.97  
**Ridership:** 3,205  
**Annual System Miles:** 16,431



## SENIOR COMMUNITY SERVICES - REACH FOR RESOURCES

**Contact Person:** Susanne Gallus

**Title:** Transportation Manager

**Address:** 4140 Shoreline Drive  
Spring Park, MN 55384

**Telephone:** 952.474.7441

**Fax:** 952.471.9002

**E-Mail Address:**

[sgallus55331@yahoo.com](mailto:sgallus55331@yahoo.com)

**Website:**

[www.scs@seniorcommunity.org](http://www.scs@seniorcommunity.org)



### SYSTEM SNAPSHOT:

**Legal Name:** Senior Community  
Services/Reach for Resources

**Type of Government:** Senior Community  
Services Board of Directors

**Area Served:** Cities of Brooklyn Park, Crystal,  
Excelsior, Golden Valley, Maple Grove,  
Minnetonka, New Hope, Plymouth and St. Louis  
Park

**Legislative District:** 32A, 32B, 33A, 33B, 42A,  
43A, 43B, 44A, 44B, 45A, 45B, 46A, 46B and  
47B

**Congressional District:** 3 and 5

**Vehicles:** 3 Class 300

**Service Type:** Dial-A-Ride

**Days of Service:** Wednesday 5:00 p.m.-  
9:00 p.m., Friday 5:00 p.m.-9:00 p.m. and  
Saturday 4:00 p.m.-10:00 p.m.

**Base Fare:** \$5.00 Round Trip

**Funding Class:** Rural

### 2007 Achievements:

- More efficient dispatching of rides.
- Recruited and maintained three drivers for evening program.

### 2008 Objectives:

- Continue to work with routing in the most efficient way.
- Develop a driver policy and procedure handbook.

### 2009-2014 Long-Range Plans:

- Continue the challenge of increasing ridership with more coordinated routing.

### 2006 SYSTEM DATA:

**Total Operating Costs:** \$30,678

**Total Cost Per Passenger:** \$14.86

**Ridership:** 2,064

**Annual System Miles:** 8,680



## SENIOR COMMUNITY SERVICES – SENIOR TRANSPORTATION

**Contact Person:** Mary Boynton  
**Title:** Transportation Coordinator  
**Address:** 12450 Gettysburg Avenue  
Champlin, MN 55316  
**Telephone:** 763.323.9017  
**Fax:** 763.712.8817  
**E-Mail:** [mboynton@tcq.net](mailto:mboynton@tcq.net)  
**Website:**  
[www.scs@seniorcommunity.org](http://www.scs@seniorcommunity.org)

### 2007 Achievements:

- Increased ridership.
- Provided safe and reliable transportation.
- Decreased total cost per passenger.

### 2008 Objectives:

- Continue to increase ridership.
- Develop a driver policy and procedure handbook.

### 2009-2014 Long Range Plans:

- Work with Western Hennepin County providers to form a united county Dial-A-Ride transportation program.



### SYSTEM SNAPSHOT:

**Legal Name:** Senior Transportation  
**Type of Government:** Joint Powers Board  
**Area Served:** Cities of Brooklyn Park, Champlin, Dayton, Maple Grove, Osseo and Rogers  
**Legislative District:** 32A, 32B, 46A, 46B, 47A and 47B  
**Congressional District:** 3 and 6

**Vehicles:** 3 Class 400, 1 Class 600 and Volunteer Drivers

**Service Type:** Dial-A-Ride

**Days of Service:** Monday-Friday 8:00 a.m.-4:30 p.m.

**Base Fare:** \$4.00 One-Way Trip, \$5.00 One-Way Trip for out of six city service areas

**Funding Class:** Small Urban

### 2006 SYSTEM DATA:

**Total Operating Costs:** \$195,835

**Total Cost Per Passenger:** \$13.61

**Ridership:** 14,385

**Annual System Miles:** 108,554

## SENIOR COMMUNITY SERVICES - WESTONKA RIDES

**Contact Person:** Susanne Gallus  
**Title:** Transportation Manager  
**Address:** 4140 Shoreline Drive  
Spring Park, MN 55384  
**Telephone:** 952.474.7441  
**Fax:** 952.471.9002  
**E-Mail:** [sgallus55331@yahoo.com](mailto:sgallus55331@yahoo.com)  
**Website:**  
[www.scs@seniorcommunity.org](http://www.scs@seniorcommunity.org)

### 2007 Achievements:

- Received donation from Ridgeview Hospital to have available a bus one day a week to take area residents to Waconia Medical facility.
- Featured special interest stories in local newspaper to promote transportation program.

### 2008 Objectives:

- Continue to increase ridership.
- Develop a driver policy and procedure handbook.

### 2009-2014 Long-Range Plans:

- Work with Western Hennepin County providers to form a united county Dial-A-Ride transportation program.



### SYSTEM SNAPSHOT:

**Legal Name:** Senior Community Services/Westonka Rides  
**Type of Government:** Senior Community Services Board of Directors  
**Area Served:** Cities of Mound, Navarre and Spring Park  
**Legislative District:** 33A  
**Congressional District:** 3

**Vehicles:** 2 Class 500 and Volunteer Drivers  
**Service Type:** Dial-A-Ride  
**Days of Service:** Monday-Friday 9:00 a.m.-3:30 p.m.  
**Base Fare:** \$3.00 One-Way; (suggested donation of \$2.00 for seniors)  
**Funding Class:** Rural

### 2006 SYSTEM DATA:

**Total Operating Costs:** \$135,227  
**Total Cost Per Passenger:** \$13.30  
**Ridership:** 10,161  
**Annual System Miles:** 49,156



# SHAKOPEE TRANSIT

**Contact Person:** Michael Leek  
**Title:** Community Development Director  
**Address:** 129 South Holmes Street  
Shakopee, MN 55379  
**Telephone:** 952.233.9346  
**Fax:** 952.233.3801  
**E-Mail:** [mleek@ci.shakopee.mn.us](mailto:mleek@ci.shakopee.mn.us)  
**Website:** [www.ci.shakopee.mn.us](http://www.ci.shakopee.mn.us)



## SYSTEM SNAPSHOT:

**Legal Name:** Shakopee, City of  
**Type of Government:** Municipal  
**Area Served:** City of Shakopee  
**Legislative District:** 35A  
**Congressional District:** 2

## 2007 Achievements:

- Implemented BlueXpress (Route 490) Commuter service to/from downtown Minneapolis in partnership with Prior Lake.
- Obtained four new flyer coach buses.
- Constructed and opened 500 car transit station at Southbridge Crossings.
- Established shuttle service (Route 498A & B) to feed BlueXpress route.
- Transferred Dial-A-Ride service to Scott County Transit.

## 2008 Objectives:

- Purchase property for new 500 car park and ride lot at Scott County Roads 21 and 16.
- Modify BlueXpress schedule to accommodate passengers' needs.
- Continue collaboration with Prior Lake/Laker Lines, Scott County Transit and Minnesota Valley Transit Authority.
- Expand ridership on BlueXpress and Route 496 Circulator services.

## 2009-2014 Long-Range Plans:

- Increase ridership.
- Study needs and implement new service to I-494 corridor and Mall of America.
- Continue ongoing revisions to BlueXpress to increase service hours and expansion of service to University of Minnesota.
- Construct second park and ride site at County Roads 16 and 21.
- Construct transit station building with potential commercial component.

**Vehicles:** 5 Class 300 and 4 Class 700  
**Service Type:** Fixed Route, Commuter, Fixed Route Circular and Vanpool  
**Days of Service:** Monday-Friday except legal holidays; Express 6:35 a.m.-8:25 a.m. and 3:40 p.m.-6:40 p.m.; Circulator 7:40 a.m.-5:27 p.m.  
**Base Fare:** \$1.50; Peak Express \$2.75  
**Funding Class:** Opt-Outs

## 2006 SYSTEM DATA:

**Total Operating Costs:** \$675,863  
**Total Cost Per Passenger:** \$11.62  
**Ridership:** 58,154  
**Annual System Miles:** 258,356





# SOUTHWEST TRANSIT

**Contact Person:** Customer Service  
**Address:** 13500 Technology Drive  
Eden Prairie, MN 55344  
**Telephone:** 952.949.2287  
**Fax:** 952.974.7997  
**E-Mail:** [customerservice@swtransit.org](mailto:customerservice@swtransit.org)  
**Website:** [www.swtransit.org](http://www.swtransit.org)



## SYSTEM SNAPSHOT:

**Legal Name:** SouthWest Transit  
**Type of Government:** Local Government Joint Powers Agreement  
**Area Served:** Cities of Chanhassen, Chaska and Eden Prairie  
**Legislative Senate District:** 19, 32, 33, 34, 40, 41, 42, 43, 44, 45, 46, 47, 54, 58, 59, 60, 61, 62 and 63  
**Legislative House District:** 19B, 32A, 32B, 33A, 33B, 34A, 34B, 40B, 41A, 41B, 42A, 42B, 43A, 43B, 44A, 44B, 45A, 45B, 46A, 46B, 47A, 47B, 54A, 58A, 58B, 59A, 59B, 60A, 60B, 61A, 61B, 62A, 62B, 63A and 63B  
**Congressional District:** 2, 3, 5 and 6

**Vehicles:** 10 Class 400 and 70 Class 700  
**Service Type:** Fixed Route  
**Days of Service:** Monday-Friday 5:00 a.m.-10:30 p.m.  
**Base Fare:** \$2.75 Peak Express, \$2.00 Non-Peak Express, \$2.00 Peak Local, and \$1.50 Non-Peak Local  
**Funding Class:** Opt Out

## 2006 SYSTEM DATA:

**Total Operating Costs:** \$7,074,189  
**Total Cost Per Passenger:** \$5.70  
**Ridership:** 900,227  
**Annual System Miles:** 1,035,773

## 2007 Achievements:

- Completed expansion of garage facility.
- Added seven new buses.
- Installed cameras on buses.
- Finished Long Range Transit Study.

## 2008 Objectives:

- Design ramp and sign agreements for the Market Street Station in Chanhassen.
- Implement additional security measures at the garage.
- Complete construction of new park and ride facilities in Chanhassen and Chaska.
- Reach one million annual passenger mark.

## 2009-2014 Long-Range Plans:

- Construct new park-and-ride lot and transit station in Chaska at Highway 212 and County Road 10.
- Add third level and complete transit station at S.W. Village in Chanhassen.
- Acquire additional vehicles to meet demand in service area.
- Determine strategy for future garage expansion or second garage location.



## S.T.E.P.-PARK PEOPLE MOVER

**Contact Person:** Jackie Olafson  
**Title:** Director  
**Address:** 5925 Highway 7  
St. Louis Park, MN 55416  
**Telephone:** 952.925.4899 Ext. 17  
**Fax:** 952.925.5161  
**E-Mail:** [jackie@STEPslp.org](mailto:jackie@STEPslp.org)  
**Website:** [www.STEPslp.org](http://www.STEPslp.org)

### 2007 Achievements:

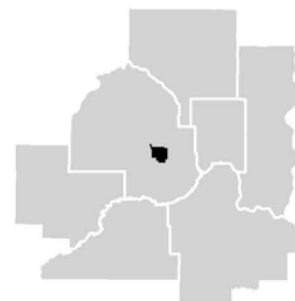
- Ninety-nine percent of all eligible ride requests were filled.
- Provided 2,201 rides for seniors, families and other adults who faced transportation barriers in 2006.
- Provided 300 documented Information and Referral Resource Connection assists (100 percent of goal).

### 2008 Objectives:

- Service 99 percent of all ride requests through volunteer recruitment, utilizing taxi service as needed, and obtaining funds and other sources needed to provide service.
- Provide at least 2,200 rides for senior, families and other adults that face transportation barriers.
- Fully implement Information and Referral/Resources connection components.

### 2009-2014 Long Range Plans:

- Recruit and maintain at least 25 volunteer drivers for the ride program.
- Increase ridership by no longer having a one ride per week limit.
- Expand rides for seniors to other types of appointments.



### SYSTEM SNAPSHOT:

**Legal Name:** St. Louis Park Emergency Program (STEP)  
**Type of Government:** Private Non-Profit  
**Area Served:** City of St. Louis Park  
**Legislative District:** 44A and 44B  
**Congressional District:** 5

**Vehicles:** Volunteer Vehicles  
**Service Type:** Dial-A-Ride  
**Days of Service:** Monday-Friday 8:30 a.m.-4:00 p.m.  
**Base Fare:** Donation Based  
**Funding Class:** Small Urban

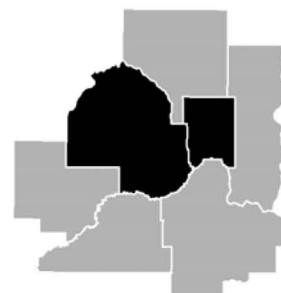
### 2006 SYSTEM DATA:

**Total Operating Costs:** \$49,971  
**Total Cost Per Passenger:** \$22.70  
**Ridership:** 2,201  
**Annual System Miles:** 18,283



# UNIVERSITY OF MINNESOTA TRANSIT

**Contact Person:** William Stahlmann  
**Title:** Transit Manager  
**Address:** 300 Transportation and Safety  
Building, 511 Washington Avenue S.E.  
Minneapolis, MN 55455  
**Telephone:** 612.625.1859  
**Fax:** 612.624.8899  
**E-Mail:** [stahl001@umn.edu](mailto:stahl001@umn.edu)  
**Website:** [www.pts.umn.edu](http://www.pts.umn.edu)



## SYSTEM SNAPSHOT:

**Legal Name:** University of Minnesota  
**Type of Government:** Higher Education  
**Area Served:** Hennepin and Ramsey Counties  
**Legislative District:** Metro  
**Congressional District:** 2, 3, 4, 5 and 6

## 2007 Achievements:

- Signed contract with new vendor after competitive bid process.
- Increased U-Pass sales.
- Expanded paratransit system by adding a second van during the academic day.

## 2008 Objectives:

- Convert U-Pass to Go-to-Technology.
- Improve transit fleet by acquiring 4 4-door low articulated 60 foot buses, 12 40 foot low floor 3 door buses and 1 hybrid 40 foot bus.

## 2009-2014 Long-Range Plans:

- Work with the region on the Central Corridor Light Rail project.
- Improve transit system to integrate with light rail on campus.

**Vehicles:** 1 Class 200, 2 Class 500, 4 Articulated and 12 Class 700  
**Service Type:** Fixed Route and Dial-A-Ride  
**Days of Service:** Monday-Friday  
**Base Fare:** \$0  
**Funding Class:** Other (Funded with Parking Revenue from U of M Campus and Student Transportation fee)

## 2006 SYSTEM DATA:

**Total Operating Costs:** \$3,414,656  
**Total Cost Per Passenger:** \$0.91  
**Ridership:** 3,314,187  
**Annual System Miles:** 452,158



## Section 5310 Recipients

### Map V - Location of Section 5310 Recipients





## Section 5310 Recipients

The purpose of the Federal Transit Administration (FTA) Section 5310 program is to meet the special transportation needs of elderly persons and persons with disabilities for whom existing mass transportation services are unavailable, insufficient, or inappropriate.

The program seeks to enhance coordination of federally assisted programs and services to encourage the most efficient use of federal resources and to achieve the goal of improved mobility for elderly persons and persons with disabilities.

The State of Minnesota receives Federal Section 5310 funds each year through a lump sum appropriation from the U.S. DOT-FTA. It is Mn/DOT's policy to use Section 5310 funds to purchase lift-equipped vehicles.

Grants are awarded for vehicle replacement, expansion of current services, or initiation of new services. Grant vehicles are purchased under Mn/DOT's Cooperative Vehicle Procurement Program through the Department of Administration. Listed below are the current Section 5310 recipients:

**1. ABC WORKS**

Contact Person: Judy Wandling  
Telephone Number: 507.895.7161  
62 North 3rd Street, P. O. Box 151  
LaCrescent, MN 55947  
E-Mail Address: [judyw.abcinc.org](mailto:judyw.abcinc.org)

**2. ABILITY BUILDING CENTER (ABC)**

Contact Person: Steve Hill  
Telephone Number: 507.281.6262  
1911 - 14th Street N.W.  
Rochester, MN 55901  
E-Mail Address: [stevenh@abcinc.org](mailto:stevenh@abcinc.org)

**3. ACCESSIBLE SPACE, INC.**

Contact Person: Brian Brown  
Telephone Number: 218.728.5464  
P.O. Box 3694  
Duluth, MN 55803  
E-Mail Address: [brian@northern-access.com](mailto:brian@northern-access.com)

**4. ACHIEVE SERVICES, INC.**

Contact Person: Carol Donahoe  
Telephone Number: 763.792.8705  
1201 - 89th Avenue N.E., Suite 105  
Blaine, MN 55434  
E-Mail Address: [carol.donahoe@achieveservices.org](mailto:carol.donahoe@achieveservices.org)

**5. ADULT DAY SERVICES, INC.**

Contact Person: April Collman-Maddox  
Telephone Number: 218.751.1324  
620 Carr Lake Road S.E.  
Bemidji, MN 56601  
E-Mail Address: [acollman@paulbunyan.net](mailto:acollman@paulbunyan.net)

**6. AMERICAN RED CROSS**

Contact Person: Sue Olson  
Telephone Number: 651.291.4675  
176 South Robert Street  
St. Paul, MN 55107  
Mailing Address: 1201 West River Parkway  
Minneapolis, MN 55454  
E-Mail Address: [solson@arcstp.org](mailto:solson@arcstp.org)

**7. ANOKA, CITY OF**

Contact Person: Butch Brandenburg  
Telephone Number: 763.576.2981  
2105 First Avenue North  
Anoka, MN 55303-2270  
E-Mail Address: [bbrandenburg@ci.anoka.mn.us](mailto:bbrandenburg@ci.anoka.mn.us)

**8. ATWATER, CITY OF**

Contact Person: Goldie Smith  
Telephone Number: 320.974.8760  
123 - 4th Street North, P.O. Box 59  
Atwater, MN 56209-0059  
E-Mail Address: [atwatercityclerk@willmar.com](mailto:atwatercityclerk@willmar.com)



## Section 5310 Recipients

### 9. AUGUSTANA LUTHERAN HOMES, INC.

Contact Person: Donna Anderson  
Telephone Number: 320.693.7794  
218 North Holcombe Avenue  
Litchfield, MN 55355  
E-Mail Address: [donnaanderson@ecumen.org](mailto:donnaanderson@ecumen.org)

### 10. BAY LAKE AREA LIONS CHARITIES, INC.

Contact Person: Dan Kantorowicz  
Telephone Number: 218.678.9999  
22520 Pine Trail  
Deerwood, MN 56444  
E-Mail Address: [dan.oaks@charter.net](mailto:dan.oaks@charter.net)

### 11. BECKER COUNTY DAC

Contact Person: David Peterson  
Telephone Number: 218-847-8206  
900 East Central, P.O. Box 852  
Detroit Lakes, MN 56502  
E-Mail Address: [lkswds@hotmail.com](mailto:lkswds@hotmail.com)

### 12. BETHANY HOME

Contact Person: Carol Kvidt  
Telephone Number: 320.762.1567  
1020 Lark Street  
Alexandria, MN 56308  
E-Mail Address: [carolkvidt@ecumen.org](mailto:carolkvidt@ecumen.org)

### 13. BIGFORK VALLEY TRANSPORTATION

Contact Person: Barb Rahier  
Telephone Number: 218.743.3052  
P. O. Box 258  
Bigfork, MN 56628  
E-Mail Address: [brahier@bigforkvalley.org](mailto:brahier@bigforkvalley.org)

### 14. BLOOMINGTON HUMAN SERVICES DIVISION, CITY OF

Contact Person: Alissa J. C. Solie  
Telephone Number: 952.563.8736  
Creekside Community Center  
9801 Penn Avenue South  
Bloomington, MN 55431-2991  
E-Mail Address: [asmith@ci.bloomington.mn.us](mailto:asmith@ci.bloomington.mn.us)

### 15. BOIS FORTE RESERVATION TRIBAL COUNCIL

Contact Person: Cathy Chavers  
Telephone Number: 218.757.3295  
13071 Nett Lake Road  
Nett Lake, MN 55771  
E-Mail Address: [cchavers@boisforte-nsn.gov](mailto:cchavers@boisforte-nsn.gov)

### 16. CANNON FALLS COMMUNITY HOSPITAL

Contact Person: Dick Treptow  
Telephone Number: 507.263.4221  
1116 West Mill Street  
Cannon Falls, MN 55009  
E-Mail Address: [treptow.richard@mayo.edu](mailto:treptow.richard@mayo.edu)

### 17. CEDAR VALLEY SERVICES, INC.

Contact Person: Richard Pavsek  
Telephone Number: 507.433.2303  
2111 - 4th Street N.W.  
Austin, MN 55912  
E-Mail Address: [rpavsek@cedarvalleyservices.org](mailto:rpavsek@cedarvalleyservices.org)

### 18. CENTER OF HUMAN ENVIRONMENT

Contact Person: Darby Miller  
Telephone Number: 218.935.5403  
1425 - 230th Avenue  
Mahnommen, MN 56557  
E-Mail Address: [che@djdm.com](mailto:che@djdm.com)

### 19. CLEARWATER DAC

Contact Person: Donald Blooflat  
Telephone Number: 218.694.6541  
5th & Hallan Avenue, P.O. Box 29  
Bagley, MN 56621  
E-Mail Address: [dbcdac@gvtel.com](mailto:dbcdac@gvtel.com)

### 20. CLUES

Contact Person: Erin Delaney Monjarrez  
Telephone Number: 651.291.8174  
401 Concord Street  
St. Paul, MN 55107  
E-Mail Address: [emonjarrez@clues.org](mailto:emonjarrez@clues.org)

## Section 5310 Recipients

### 21. CONNECTIONS OF MOORHEAD, INC.

Contact Person: Kelly Duchsherer  
Telephone Number: 218.233.8657  
810 - 4th Avenue South, Suite 156  
Moorhead, MN 56561  
E-Mail Address: [kelly@connectionsofmoorhead.org](mailto:kelly@connectionsofmoorhead.org)

### 22. COTTONWOOD COUNTY DAC

Contact Person: Donavan Pankratz  
Telephone Number: 507.831.1511  
1049 - 5th Avenue, P.O. Box 153  
Windom, MN 56101  
E-Mail Address: [ccdac@qwest.net](mailto:ccdac@qwest.net)

### 23. DARTS

Contact Person: Kris Barrett  
Telephone Number: 651.234.2296  
1645 Marthaler Lane  
West St. Paul, MN 55118-9909  
E-Mail Address: [kris.barrett@darts1.org](mailto:kris.barrett@darts1.org)

### 24. DEER RIVER HEALTH CARE

Contact Person: Renee Donnelly  
Telephone Number: 218.246.2609  
1002 Coomstock Drive  
Deer River, MN 56636  
E-Mail Address: [donnelly@paulbunyan.net](mailto:donnelly@paulbunyan.net)

### 25. EAST POLK COUNTY DAC

Contact Person: Wayne Holt  
Telephone Number: 218.435.6188  
326 North Mark, P.O. Box 178  
Fosston, MN 56542  
E-Mail Address: [epcdac@qvtel.com](mailto:epcdac@qvtel.com)

### 26. EAST SIDE NEIGHBORHOOD SERVICES, INC.

Contact Person: Jay LaCrosse  
Telephone Number: 612.781.6011  
1700 - 2nd Street N.E.  
Minneapolis, MN 55413  
E-Mail Address: [lacrjc@esns.org](mailto:lacrjc@esns.org)

### 27. EAST SUBURBAN RESOURCES

Contact Person: Ed Bovee  
Telephone Number: 651.351.0190  
1754 Washington Avenue  
Stillwater, MN 55082-7561  
E-Mail Address: [ebovee@esrworks.org](mailto:ebovee@esrworks.org)

### 28. ECCO

Contact Person: Catherine Nelson  
Telephone Number: 507.247.5340  
144 - 4th Street  
Tracy, MN 56175  
E-Mail Address: [cathyn56115@yahoo.com](mailto:cathyn56115@yahoo.com)

### 29. EMPLOYMENT ENTERPRISES, INC.

Contact Person: Byron Quinn  
Telephone Number: 320.632.9251  
307 N.W. 9th Avenue, P.O. Box 303  
Little Falls, MN 56345  
E-Mail Address: [eei@charterinternet.com](mailto:eei@charterinternet.com)

### 30. ENTERPRISE NORTH, INC. MADELIA

Contact Person: Mary Hippert  
Telephone Number: 507.233.8900  
21 Center Avenue  
Madelia, MN 56062  
E-Mail Address: [mhippert@newulmtel.net](mailto:mhippert@newulmtel.net)

### 31. EPIC ENTERPRISES, INC.

Contact Person: Linda Hibbard  
Telephone Number: 507.645.6800  
P.O. Box 186  
Dundas, MN 55019  
E-Mail Address: [epic@ll.net](mailto:epic@ll.net)

### 32. FALLS DAC, INC.

Contact Person: Sally Erickson  
Telephone Number: 218.681.5951  
205 West 13th Street, P.O. Box C  
Thief River Falls, MN 56701  
E-Mail Address: [fdacse@mncable.net](mailto:fdacse@mncable.net)

### 33. FIRST CARE MEDICAL SERVICES

Contact Person: Carrie Welin  
Telephone Number: 218.435.1441  
900 S.E. Hilligoss Boulevard  
Fosston, MN 56542  
E-Mail Address: [cwelin@firstcare.org](mailto:cwelin@firstcare.org)

### 34. FLOODWOOD SERVICES & TRAINING

Contact Person: James Taray  
Telephone Number: 218.476.2230  
601 Ash Street, P.O. Box 347  
Floodwood, MN 55736-0347  
E-Mail Address: [jimfst@scicable.com](mailto:jimfst@scicable.com)

## Section 5310 Recipients

### 35. FOCUS CORPORATION, INC.

Contact Person: Mary Wickersham  
Telephone Number: 218.463.0411  
P.O. Box 387  
Roseau, MN 56751  
E-Mail Address: [focus@centurytel.net](mailto:focus@centurytel.net)

### 36. FUNCTIONAL INDUSTRIES, INC.

Contact Person: Rod Pederson  
Telephone Number: 763.682.4336  
1801 Highway 25 North, P.O. Box 336  
Buffalo, MN 55313  
E-Mail Address: [rodpedersonis@yahoo.com](mailto:rodpedersonis@yahoo.com)

### 37. GOOD SAMARITAN HERTIAGE COMMUNITIES, LLC

Contact Person: Lori Carlson  
Telephone Number: 218.773.7484  
2230 River Road N.W.  
East Grand Forks, MN 56721  
E-Mail Address: [lcarlso2@good-sam.com](mailto:lcarlso2@good-sam.com)

### 38. GOOD SHEPARD COMMUNITY

Contact Person: Bob Dilts  
Telephone Number: 320.252.6525  
1115 - 4th Avenue North  
Sauk Rapids, MN 56303  
E-Mail Address: [bobdilts@ecumen.org](mailto:bobdilts@ecumen.org)

### 39. GRAND RAPIDS - ODC

Contact Person: Jan Larson  
Telephone Number: 218.326.8574  
401 S.E. 11th Street  
Grand Rapids, MN 55744  
E-Mail Address: [jlarsen@odcmn.com](mailto:jlarsen@odcmn.com)

### 40. GREENVIEW CARE CENTER

Contact Person: Angel Normandin  
Telephone Number: 218.694.6552  
416 Seventh Street N.E.  
Bagley, MN 56621  
E-Mail Address: [angel.normandin@co.clearwater.mn.us](mailto:angel.normandin@co.clearwater.mn.us)

### 41. GREENWOOD CONNECTIONS

Contact Person: Clair Erickson  
Telephone Number: 218.564.4101  
426 Main Street N.E., P.O. Box 130  
Menahga, MN 55464  
E-Mail Address: [grnwood@wcta.net](mailto:grnwood@wcta.net)

### 42. GUARDIAN ANGELS OF ELK RIVER

Contact Person: Rosemary Becker  
Telephone Number: 763.241.6845  
350 Evans Avenue  
Elk River, MN 55330  
E-Mail Address: [rbecker@ga-er.org](mailto:rbecker@ga-er.org)

### 43. HALLIE Q. BROWN COMMUNITY CENTER

Contact Person: Vicky Allen  
Telephone Number: 651.224.4601  
270 North Kent Street  
St. Paul, MN 55102  
E-Mail Address: [vickielallen@teampact.org](mailto:vickielallen@teampact.org)

### 44. HALSTAD LIVING CENTER

Contact Person: Lorie Paulsrud  
Telephone Number: 218.456.2105  
133 - 4th Avenue East  
Halstad, MN 56548  
E-Mail Address: [lpaulsrud@rrv.net](mailto:lpaulsrud@rrv.net)

### 45. HARMONY COMMUNITY HOSPITAL

Contact Person: Dennis Hanson  
Telephone Number: 507.886.6544  
Route 1, Box 173  
Harmony, MN 55939  
E-Mail Address: [mjmaher@gundluth.org](mailto:mjmaher@gundluth.org)

### 46. HARRY MEYERING HOME

Contact Person: Rick Bernardy  
Telephone Number: 507.387.8281  
109 Homestead Drive  
Mankato, MN 56001  
E-Mail Address: [rbernardy@harrymeyercenter.org](mailto:rbernardy@harrymeyercenter.org)

### 47. HERITAGE LIVING CENTER

Contact Person: Cleo Hartung  
Telephone Number: 218.732.3329  
619 West 6th Street  
Park Rapids, MN 56470  
E-Mail Address: [CleoHartung@ecumen.org](mailto:CleoHartung@ecumen.org)

### 48. HILLCREST NURSING HOME

Contact Person: Sandra Boice  
Telephone Number: 218.253.2157  
311 Broadway Avenue N.E., P. O. Box 459  
Red Lake Falls, MN 56750  
E-Mail Address: [sboice@riverviewhealth.org](mailto:sboice@riverviewhealth.org)

## Section 5310 Recipients

### 49. HOPE DAC

Contact Person: Catherine Nelson  
Telephone Number: 507.247.5340  
330 East Highway 214, P.O. Box 637  
Tyler, MN 56178  
E-Mail Address: [cathyn56115@yahoo.com](mailto:cathyn56115@yahoo.com)

### 50. HUBBARD COUNTY DAC

Contact Person: Ed Ranson  
Telephone Number: 218.732.3358  
109 Pleasant Avenue, P.O. Box 86  
Park Rapids, MN 56470  
E-Mail Address: [dac@unitelc.com](mailto:dac@unitelc.com)

### 51. HUMAN DEVELOPMENT CENTER

Contact Person: Lee Hemming  
Telephone Number: 218.728.0078  
1401 East 1st Street  
Duluth, MN 55805

### 52. HUMAN SERVICES, INC.

Contact Person: Roxanne Emerson  
Telephone Number: 651.275.4308  
5650 Memorial Avenue North  
Oak Park Heights, MN 55082  
E-Mail Address: [remerson@hsicares.org](mailto:remerson@hsicares.org)

### 53. INDEPENDENCE CENTER, INC.

Contact Person: Amy Christensen  
Telephone Number: 320.252.4146  
51-1st Avenue South  
Waite Park, MN 56387  
E-Mail Address: [atcici@cloudnet.com](mailto:atcici@cloudnet.com)

### 54. INDUSTRIES, INC.

Contact Person: Lee Morrison  
Telephone Number: 320.679.2354  
500 South Walnut Street  
Mora, MN 55051  
E-Mail Address: [leem@nsatel.net](mailto:leem@nsatel.net)

### 55. ISANTI COUNTY COMMISSION ON AGING

Contact Person: Jacqueline Forner  
Telephone Number: 763.689.8130  
555 - 18th Avenue S.W.  
Cambridge, MN 55008  
E-Mail Address: [jackie.forner@co.isanti.mn.us](mailto:jackie.forner@co.isanti.mn.us)

### 56. ITASCA DAC

Contact Person: Mary Metzger  
Telephone Number: 218.327.1138  
421 - 13th Street S.E., P. O. Box 20  
Grand Rapids, MN 55744  
E-Mail Address: [idadmr@uslink.net](mailto:idadmr@uslink.net)

### 57. JEWISH COMMUNITY CENTER OF ST. PAUL

Contact Person: Barbie Levine  
Telephone Number: 651.255.4734  
1375 St. Paul Avenue  
St. Paul, MN 55116  
E-Mail Address: [blevine@stpauljcc.org](mailto:blevine@stpauljcc.org)

### 58. JOBS PLUS, INC.

Contact Person: Roberta Walker  
Telephone Number: 507.833.5004  
200 - 16th Avenue S.E.  
Waseca, MN 56093  
E-Mail Address: [bertswa@yahoo.com](mailto:bertswa@yahoo.com)

### 59. KANABEC COUNTY COMMISSION ON AGING

Contact Person: Connie Strandberg  
Telephone Number: 320.679.6315  
905 East Forest Avenue  
Mora, MN 55051  
E-Mail Address: [melanie.bergstadt@co.kanabec.mn.us](mailto:melanie.bergstadt@co.kanabec.mn.us)

### 60. KAPOsia, INC.

Contact Person: Susan Schmidgall  
Telephone Number: 763.231.3572  
380 East Lafayette Freeway South  
St. Paul, MN 55107  
E-Mail Address: [sschmidgall@kaposia.com](mailto:sschmidgall@kaposia.com)

### 61. KITTSon COUNTY DAC

Contact Person: Missy Karboviak  
Telephone Number: 218.754.2225  
P.O. Box 54  
Lake Bronson, MN 56734  
E-Mail Address: [missyk5@hotmail.com](mailto:missyk5@hotmail.com)

### 62. KITTSon MEMORIAL HOSPITAL

Contact Person: Jason Carlson  
Telephone Number: 218.843.3612  
1010 South Birch, P.O. Box 700  
Hallock, MN 56728  
E-Mail Address: [jcarlson@kmhc.net](mailto:jcarlson@kmhc.net)

## Section 5310 Recipients

### 63. LAKE CITY MEDICAL CENTER MAYO

Contact Person: Gloria Hoth  
Telephone Number: 651.345.3321  
500 West Grant Street  
Lake City, MN 55041  
E-Mail Address: [hoth.gloria@mayo.edu](mailto:hoth.gloria@mayo.edu)

### 64. LAKESHORE LUTHERAN HOME

Contact Person: Rita Walker  
Telephone Number: 218.625.8280  
4002 London Road  
Duluth, MN 55804  
E-Mail Address: [ritawalker@ecumen.org](mailto:ritawalker@ecumen.org)

### 65. LAKEWOOD HEALTH SYSTEM

Contact Person: Laurie Bach  
Telephone Number: 218.894.1515  
401 Prairie Avenue N.E.  
Staples, MN 56479  
E-Mail Address: [lauriebach@lakewoodhealthsystem.com](mailto:lauriebach@lakewoodhealthsystem.com)

### 66. LESUEUR COUNTY DEVELOPMENTAL SERVICES, INC.

Contact Person: Robert Culhane  
Telephone Number: 507.362.8560  
519 West Paquin Street, P. O. Box 47  
Waterville, MN 56096  
E-Mail Address: [LCDS2@frontiernet.net](mailto:LCDS2@frontiernet.net)

### 67. LIFEWORKS SERVICES, INC.

Contact Person: Robert Hurst  
Telephone Number: 651.365.3705  
1120 Centre Pointe Drive, Suite 100  
Mendota Heights, MN 55120  
E-Mail Address: [rhurst@lifeworks.org](mailto:rhurst@lifeworks.org)

### 68. LITTLEFORK MEDICAL CENTER

Contact Person: Jennifer Fondie  
Telephone Number: 218.278.6634  
P.O. Box N  
Littlefork, MN 56653  
E-Mail Address: [cdolson@frontiernet.net](mailto:cdolson@frontiernet.net)

### 69. MAIN STREET INDUSTRIES

Contact Person: Robin Olson  
Telephone Number: 320.325.5251  
93 Main Street, P. O. Box 321  
Clinton, MN 56225  
E-Mail Address: [mainstreet@centurytel.net](mailto:mainstreet@centurytel.net)

### 70. MARTIN LUTHER MANOR, INC.

Contact Person: Sally Peterson  
Telephone Number: 952.948.5182  
1401 East 100th Street  
Bloomington, MN 55425-2614  
E-Mail Address: [sallypeterson@ecumen.org](mailto:sallypeterson@ecumen.org)

### 71. MERRICK, INC.

Contact Person: John Felipe  
Telephone Number: 651.789.6206  
3210 Labore Road  
Maplewood, MN 55110  
E-Mail Address: [johnf@merrickinc.org](mailto:johnf@merrickinc.org)

### 72. MIDWAY TRAINING SERVICES, INC.

Contact Person: Philip Swanson  
Telephone Number: 651.641.0709 Ext. 107  
720 Vandalia Street  
St. Paul, MN 55114  
E-Mail Address: [pswanson@midwaytraining.com](mailto:pswanson@midwaytraining.com)

### 73. MIDWEST SPECIAL SERVICES, INC.

Contact Person: Julie Johnon  
Telephone Number: 651.778.1000  
900 Ocean Street  
St. Paul, MN 55106  
E-Mail Address: [jjohnson@mwsservices.org](mailto:jjohnson@mwsservices.org)

### 74. MILLE LACS HEALTH SYSTEM

Contact Person: Carolyn Stark  
Telephone Number: 320.532.7975  
200 North Elm Street, P.O. Box A  
Onamia, MN 56359  
E-Mail Address: [carolyns@millelacshealth.com](mailto:carolyns@millelacshealth.com)

### 75. MINNEAPOLIS AMERICAN INDIAN CENTER

Contact Person: Shannon Badwarrior-Peterson  
Telephone Number: 612.879.1750  
1530 East Franklin Avenue  
Minneapolis, MN 55404  
E-Mail Address: [spetersen@maicnet.org](mailto:spetersen@maicnet.org)



## Section 5310 Recipients

### 76. MN MASONIC HOMES NORTH RIDGE

Contact Person: Lisa Desnick  
Telephone Number: 763.592.2669  
5430 Boone Avenue North  
New Hope, MN 55428  
E-Mail Address:  
[lisa.desnick@mnmasonic.org](mailto:lisa.desnick@mnmasonic.org)

### 77. MN VALLEY ACTION COUNCIL

Contact Person: Sandy Chadderdon  
Telephone Number: 507.835.4551  
308 North State Street  
Waseca, MN 56093  
E-Mail Address:  
[schadderdon@mvac.mankato.mn.us](mailto:schadderdon@mvac.mankato.mn.us)

### 78. MRCI - BURNSVILLE

Contact Person: Julie Martini  
Telephone Number: 952.894.4594  
12115 Nicollet Avenue South  
Burnsville, MN 55337  
E-Mail Address: [jmartini@mrci.info](mailto:jmartini@mrci.info)

### 79. MRCI - FAIRMONT

Contact Person: Ramona Harper  
Telephone Number: 507.238.4388  
701 Cory Lane  
Fairmont, MN 56031  
E-Mail Address: [MRCI@frontiernet.net](mailto:MRCI@frontiernet.net)

### 80. MRCI - MANKATO

Contact Person: Lanny Cox  
Telephone Number: 507.386.5670  
15 Map Drive  
Mankato, MN 56001  
E-Mail Address: [lcx@mrci.net](mailto:lcx@mrci.net)

### 81. MRCI - NEW ULM

Contact Person: Jeanine Grosam  
Telephone Number: 507.233.2730  
2100 North Broadway, P.O. Box 894  
New Ulm, MN 56073  
E-Mail Address: [jgrosam@mrci.info](mailto:jgrosam@mrci.info)

### 82. NEW AMERICANS COMMUNITY SERVICES

Contact Person: Heather Buesseler  
Telephone Number: 651.287.5223  
1821 University Avenue, Suite S-286  
St. Paul, MN 55104  
E-Mail Address: [heather@newamericans.us](mailto:heather@newamericans.us)

### 83. NORMAN COUNTY DAC

Contact Person: Michael Burke  
Telephone Number: 218.784.4582  
212 - 9th Street East, P.O. Box 145  
Ada, MN 56510  
E-Mail Address: [mbncdac@loretel.net](mailto:mbncdac@loretel.net)

### 84. NORTHEAST CONTEMPORARY SERVICES, INC.

Contact Person: Rebecca Smith  
Telephone Number: 651.636.3343  
2825 North Fairview Avenue  
Roseville, MN 55113  
E-Mail Address: [rssncsi@qwest.net](mailto:rssncsi@qwest.net)

### 85. OCCUPATIONAL DEVELOPMENT CENTER, INC. – THIEF RIVER FALLS

Contact Person: Shannon Henrickson  
Telephone Number: 218.681.6830  
1520 Highway 32 South, P. O. Box 730  
Thief River Falls, MN 56701  
E-Mail Address:  
[shenrickson@odcmn.com](mailto:shenrickson@odcmn.com)

### 86. OCCUPATIONAL DEVELOPMENT CENTER, INC. - WARREN

Contact Person: Shannon Henrickson  
Telephone Number: 218.745.4401  
1008 North 2nd Street  
Warren, MN 56762  
E-Mail Address:  
[shenrickson@odcmn.com](mailto:shenrickson@odcmn.com)

### 87. OPPORTUNITY PARTNERS

Contact Person: Alison Steward  
Telephone Number: 952.238.4827  
5500 Opportunity Court  
Minnetonka, MN 55343  
E-Mail Address: [asteward@opportunities.org](mailto:asteward@opportunities.org)

### 88. OPTIONS, INC.

Contact Person: Richard Simonson  
Telephone Number: 763.263.3684  
16820 – 197<sup>th</sup> Avenue N.W.  
Big Lake, MN 55309  
E-Mail Address: [option1@sherbtel.net](mailto:option1@sherbtel.net)

## Section 5310 Recipients

### 89. PARMLEY TRANSPORTATION SERVICES

Contact Person: Heidi LaMeyer  
Telephone Number: 651.257.0575  
28210 Old Towne Road  
Chicago City, MN 55013  
E-Mail Address: [heidilameyer@ecumen.org](mailto:heidilameyer@ecumen.org)

### 90. PERHAM MEMORIAL HOSPITAL

Contact Person: Karen Laughlin  
Telephone Number: 218.346.1166  
665 - 3rd Street S.W.  
Perham, MN 56573  
E-Mail Address: [klaughlin@pmhh.com](mailto:klaughlin@pmhh.com)

### 91. PHOENIX ALTERNATIVES, INC.

Contact Person: Terry Higgs  
Telephone Number: 651.426.2484  
4453 White Bear Parkway  
White Bear Lake, MN 55110  
E-Mail Address: [thiggs@phoenixalternatives.org](mailto:thiggs@phoenixalternatives.org)

### 92. PILLSBURY UNITED COMMUNITIES

Contact Person: Jerry Gaasland  
Telephone Number: 612.302.3425  
2507 Freemont Avenue North  
Minneapolis, MN 55411  
E-Mail Address: [gaaslandj@puc-mn.org](mailto:gaaslandj@puc-mn.org)

### 93. PINE COUNTY CITIZENS COMMISSION ON AGING

Contact Person: Judy Broman  
Telephone Number: 320.629.3455  
435 - 10th Street N.W.  
Pine City, MN 55063

### 94. PINE COUNTY DAC (PHASE)

Contact Person: Jeannette Kester  
Telephone Number: 320.245.2246  
106 North Main  
Sandstone, MN 55072  
E-Mail Address: [jkphase@scicable.net](mailto:jkphase@scicable.net)

### 95. PINE HAVEN CARE CENTER, INC.

Contact Person: Mark Liffbrig  
Telephone Number: 507.356.8304  
210 N.W. 3rd Street  
Pine Island, MN 55963  
E-Mail Address: [phcc@pitel.net](mailto:phcc@pitel.net)

### 96. PINEWOOD-DULUTH, INC.

Contact Person: Toni Rothmeier  
Telephone Number: 218.879.4566  
915 - 18th Street  
Cloquet, MN 55720  
E-Mail Address: [toni@pinewoodclog-duluth.com](mailto:toni@pinewoodclog-duluth.com)

### 97. POLK COUNTY DAC

Contact Person: JoAnn Bittner  
Telephone Number: 218.281.4181  
515 - 5th Avenue South  
Crookston, MN 56716  
E-Mail Address: [bittner.dac@midconetwork.com](mailto:bittner.dac@midconetwork.com)

### 98. PRAIRIE MANOR NURSING HOME

Contact Person: Mike Austin  
Telephone Number: 507.583.4434  
220 - 3rd Street N.W.  
Blooming Prairie, MN 55917  
E-Mail Address: [mrobinson@prairiemanorinc.com](mailto:mrobinson@prairiemanorinc.com)

### 99. PRESTON GOOD SAMARITAN CENTER

Contact Person: Nancy Wepplo  
Telephone Number: 507.765.3837  
608 Winona Street, P.O. Box 607  
Preston, MN 55965  
E-Mail Address: [gss3570@good-sam.com](mailto:gss3570@good-sam.com)

### 100. PRISM EXPRESS

Contact Person: Pat Rowan  
Telephone Number: 763.529.1252  
Ext. 115  
730 Florida Avenue South  
Golden Valley, MN 55426  
E-Mail Address: [prowan@prismmpls.org](mailto:prowan@prismmpls.org)

### 101. PROACT, INC. - EAGAN

Contact Person: Terry Johnston  
Telephone Number: 651.289.3149  
3195 Neil Armstrong Boulevard  
Eagan, MN 55121  
E-Mail Address: [tjohnston@proactinc.org](mailto:tjohnston@proactinc.org)

## Section 5310 Recipients

**102. PROACT, INC. - RED WING**

Contact Person: Sally Ogren  
Telephone Number: 651.388.7108  
204 Mississippi Avenue  
Red Wing, MN 55066  
E-Mail Address: [sogren@proactinc.org](mailto:sogren@proactinc.org)

**103. REGIONAL REHAB CENTER - DULUTH**

Contact Person: Janelle Fresvik  
Telephone Number: 218.786.5331  
502 East 2nd Street, 2<sup>nd</sup> Floor Polinsky  
Duluth, MN 55805  
E-Mail Address: [jfresvik@smdc.org](mailto:jfresvik@smdc.org)

**104. RISE, INC.**

Contact Person: Lynn Noren  
Telephone Number: 763.783.2814  
8406 Sunset Road N.E.  
Spring Lake Park, MN 55434  
E-Mail Address: [LNoren@rise.org](mailto:LNoren@rise.org)

**105. RIVERVIEW HEALTHCARE ASSOCIATION**

Contact Person: Renea Johnson  
Telephone Number: 218.281.9459  
323 Minnesota Street S.E.  
Crookston, MN 56716-1600  
E-Mail Address: [rjohnson@riverviewhealth.org](mailto:rjohnson@riverviewhealth.org)

**106. ROCK COUNTY OPPORTUNITIES, INC.**

Contact Person: Beth Bartels  
Telephone Number: 507.283.4582  
807 West Main Street, P. O. Box 626  
Luverne, MN 56156  
E-Mail Address: [bebartels@mchsi.com](mailto:bebartels@mchsi.com)

**107. ROSEVILLE AREA SENIOR PROGRAM**

Contact Person: Janell B. Wampler  
Telephone Number: 651.604.3520  
1910 West County Road B  
Roseville, MN 55113  
E-Mail Address: [Janell.wampler@isd623.org](mailto:Janell.wampler@isd623.org)

**108. SERVICE ENTERPRISES**

Contact Person: Betty Stancer  
Telephone Number: 507.637.3503  
515 West Bridge Street, P.O. Box 248  
Redwood Falls, MN 56283  
E-Mail Address: [betty.stancer@service-enterprises.org](mailto:betty.stancer@service-enterprises.org)

**109. SIBLEY COUNTY DAC**

Contact Person: Mark Pauly  
Telephone Number: 507.964.5726  
700 Marion Drive, P.O. Box 916  
Arlington, MN 55307-0916  
E-Mail Address: [scdpaul@frontiernet.net](mailto:scdpaul@frontiernet.net)

**110. SOJOURN ADULT DAY PROGRAM**

Contact Person: Tom Penn  
Telephone Number: 952.471.6080  
4497 Shoreline Drive  
Spring Park, MN 55384  
E-Mail Address: [thpenn@hotmail.com](mailto:thpenn@hotmail.com)

**111. SPRING VALLEY CARE CENTER**

Contact Person: James Dessner  
Telephone Number: 507.346.7202  
800 Memorial Drive  
Spring Valley, MN 55975  
E-Mail Address: [facilities@svseniorliving.com](mailto:facilities@svseniorliving.com)

**112. ST. BENEDICT'S CENTER**

Contact Person: Betty J. Moffitt  
Telephone Number: 320.252.0010  
1810 Minnesota Boulevard S.E.  
St. Cloud, MN 56304  
E-Mail Address: [MoffittB@centracare.com](mailto:MoffittB@centracare.com)

**113. ST. ELIZABETH HOSPITAL AND NURSING HOME**

Contact Person: Rita Fox  
Telephone Number: 651.565.3111  
1200 Grant Boulevard West  
Wabasha, MN 55981  
E-Mail Address: [foxr@semcwabasha.org](mailto:foxr@semcwabasha.org)

**114. ST. JOHN'S LUTHERAN HOME**

Contact Person: Dawn Buddensiek  
Telephone Number: 507.723.3224  
201 South CR 5  
Springfield, MN 56087  
E-Mail Address: [activities@sjlhome.com](mailto:activities@sjlhome.com)

## Section 5310 Recipients

**115. ST. MARY'S REGIONAL HEALTH CENTER**

Contact Person: Tom Thompson  
Telephone Number: 218.847.0888  
1027 Washington Avenue  
Detroit Lakes, MN 56501  
E-Mail Address: [tthompson@smrhc.com](mailto:tthompson@smrhc.com)

**116. ST. OLAF'S RESIDENCE**

Contact Person: Beth Sutton  
Telephone Number: 612.287.3542  
2912 Fremont Avenue North  
Minneapolis, MN 55411  
E-Mail Address: [bsutton@stolafcommunities.org](mailto:bsutton@stolafcommunities.org)

**117. STEP, INC.**

Contact Person: Sue Eisenmenger  
Telephone Number: 507.238.4341  
411 South State Street, P.O. Box 110  
Fairmont, MN 56031  
E-Mail Address: [seisenmenger@stepinc.org](mailto:seisenmenger@stepinc.org)

**118. STEVENS COUNTY DAC**

Contact Person: Emmy Kvatum  
Telephone Number: 320.589.3020  
203 Green River Road, P. O. Box 25  
Morris, MN 56267  
E-Mail Address: [scdac@hometownsolutions.net](mailto:scdac@hometownsolutions.net)

**119. SWIFT COUNTY DAC**

Contact Person: Emmy Kvatum  
Telephone Number: 320.843.4201  
2105 Minnesota Avenue  
Benson, MN 56215  
E-Mail Address: [scdac3@embarqmail.com](mailto:scdac3@embarqmail.com)

**120. UDAC, INC.**

Contact Person: Roberta Lenz  
Telephone Number: 218.722.5867  
500 East 10th Street  
Duluth, MN 55805  
E-Mail Address: [blenz@udac.org](mailto:blenz@udac.org)

**121. UNIVERSITY GOOD SAMARITAN CENTER**

Contact Person: Charles Huyink  
Telephone Number: 612.332.4262  
22 - 27th Avenue S.E.  
Minneapolis, MN 55414  
E-Mail Address: [chuyink@good-sam.com](mailto:chuyink@good-sam.com)

**122. VALLEY VIEW NURSING HOME**

Contact Person: Connie Krenzke  
Telephone Number: 507.896.3125  
510 East Cedar Street, P.O. Box 98  
Houston, MN 55943  
E-Mail Address: [krenzke@acegroup.cc](mailto:krenzke@acegroup.cc)

**123. VILLA ST. VINCENT, INC.**

Contact Person: Michael Siekas  
Telephone Number: 218.281.3424  
516 Walsh Street  
Crookston, MN 56716  
E-Mail Address: [mike.siekas@bhshealth.org](mailto:mike.siekas@bhshealth.org)

**124. VOLUNTEERS OF AMERICA**

Contact Person: Robbie Kress  
Telephone Number: 612.332.9544  
1505 Park Avenue South  
Minneapolis, MN 55404  
E-Mail Address: [rkress@voamn.org](mailto:rkress@voamn.org)

**125. WADENA COUNTY DAC, INC.**

Contact Person: Sylvia Silvers  
Telephone Number: 218.837.5182  
305 S.W. 5th Street, P.O. Box 235  
Sebeka, MN 56477  
E-Mail Address: [wcdac@wcta.net](mailto:wcdac@wcta.net)

**126. WHITE BEAR LAKE LIONS CLUB**

Contact Person: Barb Green  
Telephone Number: 651.653.3126  
2484 East County Road F  
White Bear Lake, MN 55110  
E-Mail Address: [bjgree@wbl.whitebear.k12.mn.us](mailto:bjgree@wbl.whitebear.k12.mn.us)

**127. WINONA COUNTY DAC, INC.**

Contact Person: Mary Hewett  
Telephone Number: 507.452.1798  
1721 West Service Drive  
Winona, MN 55987  
E-Mail Address: [maryh@winonadac.org](mailto:maryh@winonadac.org)

## Section 5310 Recipients

**128. WINONA ORC INDUSTRIES, INC.**

Contact Person: Bill Harris

Telephone Number: 507.452.1855

1053 East Mark Street

Winona, MN 55987

E-Mail Address: [bjharris@worcind.org](mailto:bjharris@worcind.org)





## 2007 Greater Minnesota Transit Systems Estimated Capital Costs

Transit System	Item	Total Cost	Federal Share	State Share	Local Share
Austin-Mower County Area Transit	1 bus	\$ 58,000	\$ 46,400	\$0	\$ 11,600
Arrowhead Transit	4 buses	\$ 400,000	\$ 320,000	\$0	\$ 80,000
Meeker County Public Transit	2 buses	\$ 58,000	\$ 46,400	\$0	\$ 11,600
Brainerd & Crow Wing Public Transit	1 bus	\$ 60,000	\$ 48,000	\$0	\$ 12,000
Brown County Heartland Express	1 bus	\$ 58,000	\$ 46,400	\$0	\$ 11,600
Chisago-Isanti County	2 buses	\$ 120,000	\$ 96,000	\$0	\$ 24,000
Cottonwood County Transit	1 bus	\$ 58,000	\$ 46,400	\$0	\$ 11,600
Far North Public Transit	1 bus	\$ 58,000	\$ 46,400	\$0	\$ 11,600
Kandiyohi Area Transit	1 bus	\$ 58,000	\$ 46,400	\$0	\$ 11,600
Mankato Heartland Express	1 bus	\$ 293,000	\$ 234,400	\$0	\$ 58,600
Martin County Express	1 bus	\$ 58,000	\$ 46,400	\$0	\$ 11,600
TRI-CAP	1 bus	\$ 58,000	\$ 46,400	\$0	\$ 11,600
Northfield Transit	1 bus	\$ 97,000	\$ 77,600	\$0	\$ 19,400
Paul Bunyan Transit	3 buses	\$ 174,000	\$ 139,200	\$0	\$ 34,800
Pipestone County Transit	1 buses	\$ 60,000	\$ 48,000	\$0	\$ 12,000
Prairie Five Rides	1 buses	\$ 58,000	\$ 46,400	\$0	\$ 11,600
Productive Alternatives, Inc.	2 buses	\$ 58,000	\$ 46,400	\$0	\$ 11,600
Rainbow Rider Transit	4 buses	\$ 232,000	\$ 185,600	\$0	\$ 46,400
Renville County Heartland Express	1 bus	\$ 58,000	\$ 46,400	\$0	\$ 11,600
RiverRider Public Transit System	2 buses	\$ 157,000	\$ 125,600	\$0	\$ 31,400
Steele County Area Transit	1 bus	\$ 60,000	\$ 48,000	\$0	\$ 12,000
Three Rivers Hiawathaland		\$ 60,000	\$ 48,000	\$0	\$ 12,000
Trailblazer Transit	2 buses	\$ 120,000	\$ 96,000	\$0	\$ 24,000
Tri-CAP Transit Connection	2 buses	\$ 97,000	\$ 77,600	\$0	\$ 19,400
Tri-Valley Heartland Express Bus	1 bus	\$ 60,000	\$ 48,000	\$0	\$ 12,000
Wadena County Friendly Rider	2 buses	\$ 58,000	\$ 46,400	\$0	\$ 11,600
Western County Transit	1 bus	\$ 58,000	\$ 46,400	\$0	\$ 11,600
Winona Transit Service	2 buses	\$ 268,000	\$ 214,400	\$0	\$ 53,600
<b>Total</b>		<b>\$3,012,000</b>	<b>\$2,409,600</b>	<b>\$0</b>	<b>\$602,400</b>

### 2007 5307 STP Projects

	Item	Total Cost	Federal Share	State Share	Local Share
Rochester Public Transit (Regular Route)	1 Bus	\$295,393	\$236,393	\$0	\$ 59,098
Rochester Public Transit (Regular Route)	Buses	\$342,500	\$274,000	\$0	\$ 68,500
La Crescent Apple Express	1 Bus	\$134,000	\$107,200	\$0	\$ 26,800
<b>Total</b>		<b>\$771,893</b>	<b>\$617,593</b>	<b>\$0</b>	<b>\$154,398</b>

## 2007 Metropolitan Area Transit Estimated Capital Costs

Transit System	Federal Item	Total	Federal Share	State Share	Other
Metro Transit	40 ft. and Articulated Buses	\$27,000,000	\$21,600,000	\$0	\$ 5,400,000
Metro Transit	Bus Garage Improvements	\$ 7,650,000	\$ 6,120,000	\$0	\$ 1,530,000
Metro Transit	1% Transit Enhancements (Shelters, landscaping, signs)	\$ 550,000	\$ 440,000	\$0	\$ 110,000
Metro Transit	1% Safety and Security Projects	\$ 550,000	\$ 440,000	\$0	\$ 110,000
Metro Mobility	Capital Cost of Contracting for Services	\$ 5,312,500	\$ 4,250,000	\$0	\$ 1,062,500
Metro Transit	Lease-Tires	\$ 1,250,000	\$ 1,000,000	\$0	\$ 250,000
Metro Transit	28 <sup>th</sup> Avenue Park and Ride - COP	\$ 4,500,000	\$ 3,600,000	\$0	\$ 900,000
Metro Transit	28 <sup>th</sup> Avenue Park and Ride – Advanced Construction	\$25,000,000	\$ 7,200,000	\$0	\$ 17,800,000
Metro Transit	Bus Growth Purchases	\$15,000,000	\$12,000,000	\$0	\$ 3,000,000
Met Council Contracted Services	Regional Fleet Bus Purchases	\$ 3,750,000	\$ 3,000,000	\$0	\$ 750,000
Metro Transit	UST Replacements	\$ 6,000,000	\$ 4,800,000	\$0	\$ 1,200,000
Met Council U of M Service	Contract Bus Service or Bus Acquisition	\$ 750,000	\$ 600,000	\$0	\$ 150,000
<b>Total</b>		<b>\$97,312,500</b>	<b>\$65,050,000</b>	<b>\$0</b>	<b>\$32,262,500</b>

## 2007 Greater Minnesota Transit Systems Estimated Operating Costs

### Greater Minnesota Transit Systems

	<b>Total Costs</b>	<b>Federal Share</b>	<b>State Share</b>	<b>MVST</b>	<b>Local Share</b>
Urban	\$20,205,567	\$ 2,434,946	\$ 8,436,115	\$2,500,059	\$ 6,834,447
Elderly and Handicapped	\$ 3,712,361	\$0	\$ 1,830,366	\$ 470,244	\$ 1,411,751
Small Urban	\$ 3,967,461	\$ 1,200,375	\$ 1,141,650	\$ 649,735	\$ 975,701
Rural	\$21,766,286	\$ 6,609,761	\$ 6,800,342	\$3,425,962	\$ 4,930,221
<b>Total</b>	<b>\$49,651,675</b>	<b>\$10,245,082</b>	<b>\$18,208,473</b>	<b>\$7,046,000</b>	<b>\$14,152,120</b>

### Elderly and Handicapped Systems

	<b>Total Costs</b>	<b>Federal Share</b>	<b>State Share</b>	<b>MVST</b>	<b>Local Share</b>
Duluth Transit Authority-Stride	\$ 632,421	\$0	\$ 303,641	\$ 78,009	\$ 250,771
East Grand Forks, City of DAR	\$ 43,000	\$0	\$ 29,079	\$ 7,471	\$ 6,450
Moorhead, City of (DAR)	\$ 243,558	\$0	\$ 105,497	\$ 27,103	\$ 110,958
Rochester, City of (DAR)	\$ 607,187	\$0	\$ 351,520	\$ 90,310	\$ 165,357
St. Cloud Metropolitan Transit Commission DAR	\$2,186,196	\$0	\$1,040,629	\$267,351	\$ 878,216
<b>Total</b>	<b>\$3,712,361</b>	<b>\$0</b>	<b>\$1,830,366</b>	<b>\$470,244</b>	<b>\$1,411,751</b>

### Urbanized Systems

	<b>Total Costs</b>	<b>Federal Share</b>	<b>State Share</b>	<b>MVST</b>	<b>Local Share</b>
Duluth Transit Authority - RR	\$ 9,909,301	\$ 627,981	\$5,009,363	\$1,048,096	\$3,223,861
East Grand Forks, City of - RR	\$ 219,977	\$ 49,972	\$ 74,270	\$ 34,418	\$ 61,497
La Crescent Apple Express	\$ 186,151	\$ 37,268	\$ 55,857	\$ 25,835	\$ 67,191
Moorhead, City of (MAT)	\$ 1,265,809	\$ 233,329	\$ 493,759	\$ 201,712	\$ 337,009
Rochester Public Transit (Regular Route)	\$ 3,662,408	\$ 740,433	\$ 971,699	\$ 474,988	\$1,475,288
St. Cloud Metropolitan Transit Commission RR	\$ 4,961,922	\$ 746,143	\$1,831,167	\$ 715,010	\$1,669,602
<b>Total</b>	<b>\$20,205,568</b>	<b>\$2,434,946</b>	<b>\$8,436,115</b>	<b>\$2,500,059</b>	<b>\$6,834,448</b>

### Small Urban Systems

	<b>Total Costs</b>	<b>Federal Share</b>	<b>State Share</b>	<b>MVST</b>	<b>Local Share</b>
Benson Heartland Express	\$ 278,461	\$ 49,460	\$ 41,348	\$ 25,192	\$ 162,461
Albert Lea Transit	\$ 223,038	\$ 68,407	\$ 72,501	\$ 39,092	\$ 43,038
Faribault Flyer	\$ 154,400	\$ 56,541	\$ 40,154	\$ 26,825	\$ 30,880
Granite Falls Heartland Express	\$ 99,360	\$ 26,962	\$ 26,270	\$ 14,768	\$ 31,360
Hibbing Area Transit	\$ 218,439	\$ 79,869	\$ 52,084	\$ 36,607	\$ 49,879
Le Sueur Heartland Express	\$ 179,393	\$ 62,631	\$ 44,898	\$ 29,831	\$ 42,033
Mankato Heartland Express	\$1,135,000	\$ 315,367	\$ 395,438	\$197,195	\$227,000
Montevideo Heartland Express	\$ 105,026	\$ 42,653	\$ 28,428	\$ 19,719	\$ 14,226
Morris Transit	\$ 315,113	\$ 115,882	\$ 81,014	\$ 54,624	\$ 63,593
Northfield Transit	\$ 285,892	\$ 83,096	\$ 98,519	\$ 50,385	\$ 53,892
Saint Peter Transit	\$ 240,061	\$ 73,937	\$ 63,840	\$ 38,223	\$ 64,061
Stewartville Heartland Express	\$ 62,500	\$ 22,306	\$ 16,835	\$ 10,859	\$ 12,500
Virginia Dial-a-Ride	\$ 202,500	\$ 68,289	\$ 58,529	\$ 35,182	\$ 40,500
Winona Transit Service	\$ 468,278	\$ 134,975	\$ 121,792	\$ 71,233	\$140,278
<b>Total</b>	<b>\$3,967,461</b>	<b>\$1,200,375</b>	<b>\$1,141,650</b>	<b>\$649,735</b>	<b>\$975,701</b>

## 2007 Greater Minnesota Transit Systems Estimated Operating Costs

### Rural Systems

	<b>Total Costs</b>	<b>Federal Share</b>	<b>State Share</b>	<b>MVST</b>	<b>Local Share</b>
Arrowhead Heartland Transit	\$ 3,670,993	\$1,061,626	\$1,210,608	\$ 583,766	\$ 814,993
Augustana Lutheran Homes, Inc. (Meeker County)	\$ 275,000	\$ 90,196	\$ 95,775	\$ 47,779	\$ 41,250
Austin-Mower County Area Transit	\$ 490,733	\$ 130,764	\$ 172,200	\$ 77,836	\$ 109,933
Becker County Transit	\$ 278,461	\$ 72,406	\$ 106,465	\$ 45,954	\$ 53,636
Brainerd and Crow Wing Public Transit	\$ 785,000	\$ 293,426	\$ 237,438	\$ 136,386	\$ 117,750
Brown County Heartland Express	\$ 575,000	\$ 213,486	\$ 175,363	\$ 99,901	\$ 86,250
Chisago - Isanti County	\$ 909,151	\$ 258,372	\$ 209,600	\$ 120,228	\$ 320,951
Clay County Rural Transit	\$ 244,700	\$ 78,616	\$ 86,865	\$ 42,514	\$ 36,705
Cottonwood County Transit	\$ 123,219	\$ 35,404	\$ 42,434	\$ 19,997	\$ 25,384
Dawson Heartland Express	\$ 78,000	\$ 28,583	\$ 24,165	\$ 13,552	\$ 11,700
Faribault County Prairie Express	\$ 155,900	\$ 60,224	\$ 45,205	\$ 27,086	\$ 23,385
Far North Public Transit (Roseau)	\$ 290,100	\$ 109,439	\$ 86,744	\$ 50,402	\$ 43,515
Fosston Transit	\$ 70,787	\$ 21,525	\$ 22,229	\$ 11,241	\$ 15,792
Grant County Alpha Transit	\$ 116,000	\$ 24,095	\$ 54,351	\$ 20,154	\$ 17,400
Hubbard County Heartland Express	\$ 223,231	\$ 58,994	\$ 83,021	\$ 36,485	\$ 44,731
Kandiyohi Area Transit	\$ 900,000	\$ 323,336	\$ 285,298	\$ 156,366	\$ 135,000
Lincoln County Heartland Express	\$ 159,000	\$ 59,081	\$ 48,444	\$ 27,625	\$ 23,850
Mahnomen County Heartland Express	\$ 157,274	\$ 59,184	\$ 41,917	\$ 25,974	\$ 30,199
Martin County Express	\$ 469,662	\$ 132,194	\$ 148,454	\$ 72,102	\$ 116,912
Mille Lacs Public Transit	\$ 187,000	\$ 46,571	\$ 79,890	\$ 32,489	\$ 28,050
Murray County Heartland Express	\$ 97,140	\$ 28,663	\$ 25,438	\$ 13,899	\$ 29,140
Paul Bunyan Transit	\$ 736,000	\$ 274,528	\$ 223,199	\$ 127,873	\$ 110,400
Productive Alternatives, Inc.	\$ 575,000	\$ 214,149	\$ 174,700	\$ 99,901	\$ 86,250
Pine River Ride With Us	\$ 74,955	\$ 26,962	\$ 18,347	\$ 11,641	\$ 18,005
Pipestone County Transit	\$ 315,958	\$ 93,660	\$ 97,654	\$ 49,151	\$ 75,493
Prairie Five Rides	\$ 887,900	\$ 154,015	\$ 229,222	\$ 98,458	\$ 406,205
Rainbow Rider Transit	\$ 1,105,365	\$ 273,653	\$ 382,319	\$ 168,528	\$ 280,865
Red Lake Transit	\$ 159,412	\$ 75,000	\$0	\$0	\$ 84,412
Renville County Heartland Express	\$ 332,685	\$ 62,801	\$ 115,732	\$ 45,867	\$ 108,285
RiverRider Public Transit System	\$ 852,000	\$ 297,024	\$ 279,150	\$ 148,026	\$ 127,800
Rock County Heartland Express	\$ 286,491	\$ 91,675	\$ 90,915	\$ 46,910	\$ 56,991
SEMCAAC Transportation	\$ 207,818	\$ 57,814	\$ 78,993	\$ 35,148	\$ 35,863
Prairieland Transit System	\$ 263,488	\$ 92,238	\$ 86,971	\$ 46,041	\$ 41,238
Steele County Area Transit	\$ 348,900	\$ 103,119	\$ 132,828	\$ 60,618	\$ 52,335
Three Rivers Hiawathaland Transit	\$ 904,015	\$ 286,770	\$ 244,094	\$ 136,386	\$ 236,765
Trailblazer Transit	\$ 1,156,826	\$ 287,153	\$ 304,101	\$ 151,901	\$ 413,671
Tri-CAP Transit Connection	\$ 850,000	\$ 290,053	\$ 284,768	\$ 147,679	\$ 127,500
Tri-Valley Heartland Express Bus	\$ 763,094	\$ 277,806	\$ 226,684	\$ 129,610	\$ 128,994
Wadena County Friendly Rider Transit	\$ 330,000	\$ 126,412	\$ 96,754	\$ 57,334	\$ 49,500
Watonswan Take Me There	\$ 257,828	\$ 51,869	\$ 72,766	\$ 32,020	\$ 101,173
Western Community Transit	\$ 1,099,200	\$ 286,875	\$ 379,241	\$ 171,134	\$ 261,950
<b>Total</b>	<b>\$21,766,286</b>	<b>\$6,609,761</b>	<b>\$6,800,342</b>	<b>\$3,425,962</b>	<b>\$4,930,221</b>



## 2007 Metropolitan Area Transit Estimated Operating Costs

### Metro Area Transit Systems

	<b>Total Costs</b>	<b>Federal Share</b>	<b>State Share</b>	<b>Local Share</b>
Met Council Transit Systems	\$285,481,770	\$17,049,385	\$175,489,590	\$ 92,942,795
Suburban Transit Association Providers	\$ 27,927,871	\$0	\$ 22,923,475	\$ 5,004,396
Community-Based Rural Providers	\$ 9,835,415	\$ 192,021	\$ 6,052,421	\$ 3,590,973
Community-Based Small Urban Providers	\$ 1,677,453	\$ 59,500	\$ 964,014	\$ 653,939
Other	\$ 5,067,868	\$0	\$0	\$ 5,067,868
<b>Total</b>	<b>\$329,990,377</b>	<b>\$17,300,906</b>	<b>\$205,429,500</b>	<b>\$107,259,971</b>

### Met Council Transit Systems

	<b>Total Costs</b>	<b>Federal Share</b>	<b>State Share</b>	<b>Local Share</b>
Metro Transit – Fixed Bus Routes	\$221,348,269	\$10,935,321	\$135,664,340	\$74,748,608
Metro Transit – Rail	\$ 19,338,104	\$ 64,950	\$ 6,288,082	\$12,985,072
Metro Mobility	\$ 31,887,940	\$ 4,250,000	\$ 23,893,776	\$ 3,744,164
Met Council Contracted Services	\$ 12,907,457	\$ 1,799,114	\$ 9,643,392	\$ 1,464,951
<b>Total</b>	<b>\$285,481,770</b>	<b>\$17,049,385</b>	<b>\$175,489,590</b>	<b>\$92,942,795</b>

### Suburban Transit Association Providers

	<b>Total Costs</b>	<b>Federal Share</b>	<b>State Share</b>	<b>Local Share</b>
City of Prior Lake	\$ 581,579	\$0	\$ 501,007	\$ 80,572
Maple Grove Transit System	\$ 3,074,099	\$0	\$ 1,974,099	\$1,100,000
MVTA-Fixed Route	\$10,445,000	\$0	\$10,042,700	\$ 402,300
Plymouth Metrolink	\$ 4,352,683	\$0	\$ 3,427,000	\$ 925,683
Shakopee Fixed Route	\$ 1,040,510	\$0	\$ 871,669	\$ 168,841
SouthWest Metro Transit – FR	\$ 8,434,000	\$0	\$ 6,107,000	\$2,327,000
<b>Total</b>	<b>\$27,927,871</b>	<b>\$0</b>	<b>\$22,923,475</b>	<b>\$5,004,396</b>

### Community-Based Rural Providers

	<b>Total Costs</b>	<b>Federal Share</b>	<b>State Share</b>	<b>Local Share</b>
Anoka County Traveler	\$1,927,970	\$ 0	\$1,459,850	\$ 468,120
Anoka County Volunteer	\$ 74,093	\$ 0	\$ 30,864	\$ 43,229
CARTS	\$ 501,145	\$ 88,000	\$ 289,473	\$ 123,672
DARTS PBF	\$3,716,785	\$ 0	\$2,453,254	\$1,263,531
Delano Area Transportation	\$ 138,679	\$ 0	\$ 76,875	\$ 61,804
H.S.I. Dial-A-Ride	\$1,266,518	\$ 0	\$ 705,185	\$ 561,333
Reach for Resources	\$ 31,868	\$ 0	\$ 11,818	\$ 20,050
Scott County	\$1,801,982	\$ 86,371	\$ 854,153	\$ 861,458
Senior Transportation Program	\$ 234,890	\$ 5,650	\$ 96,772	\$ 132,468
Westonka Rides	\$ 141,485	\$ 12,000	\$ 74,177	\$ 55,308
<b>Total</b>	<b>\$9,835,415</b>	<b>\$192,021</b>	<b>\$6,052,421</b>	<b>\$3,590,973</b>

## 2007 Metropolitan Area Transit Estimated Operating Costs

### Community-Based Small Urban Providers

	<b>Total Costs</b>	<b>Federal Share</b>	<b>State Share</b>	<b>Local Share</b>
Edina Dial-A-Ride	\$ 67,060	\$0	\$ 22,028	\$ 45,032
Hastings TRAC	\$ 328,177	\$50,000	\$212,693	\$ 65,484
Hopkins Hop-A-Ride	\$ 120,834	\$0	\$ 83,870	\$ 36,964
Lake Area Bus DAR	\$ 424,362	\$0	\$261,749	\$162,613
NEST Dial-A-Ride	\$ 292,893	\$0	\$163,921	\$128,972
Park People Mover	\$ 34,009	\$0	\$ 18,404	\$ 15,605
PRISM	\$ 410,118	\$ 9,500	\$201,349	\$199,269
<b>Total</b>	<b>\$1,677,453</b>	<b>\$59,500</b>	<b>\$964,014</b>	<b>\$653,939</b>

### Other

<b>Other Independent Providers</b>	<b>Total Costs</b>	<b>Federal Share</b>	<b>State Share</b>	<b>Local Share</b>
Northstar Commuter Coach	\$ 744,761	\$0	\$0	\$ 744,761
University of Minnesota Fixed Route	\$4,188,904	\$0	\$0	\$4,188,904
University of Minnesota Paratransit	\$ 134,203	\$0	\$0	\$ 134,203
<b>Total</b>	<b>\$5,067,868</b>	<b>\$0</b>	<b>\$0</b>	<b>\$5,067,868</b>

## 2006 Greater Minnesota Transit Systems Actual Operating Costs (unaudited amounts)

### Greater Minnesota Transit Systems

	Total Costs	Federal Share	State Share	MVST	Local Share
Urbanized	\$19,608,066	\$2,276,902	\$ 7,500,247	\$2,926,029	\$ 6,904,888
Elderly & Handicapped	\$ 3,517,068	\$0	\$ 1,682,295	\$ 524,561	\$ 1,310,212
Small Urban	\$ 3,783,041	\$ 739,914	\$ 1,366,677	\$ 710,906	\$ 965,544
Rural	\$19,465,958	\$3,582,414	\$ 7,726,933	\$3,314,060	\$ 4,842,552
<b>Total</b>	<b>\$46,374,133</b>	<b>\$6,599,229</b>	<b>\$ 18,276,151</b>	<b>\$7,475,556</b>	<b>\$14,023,196</b>

### Urbanized Systems

	Total Costs	Federal Share	State Share	MVST	Local Share
Duluth Transit Authority RR	\$ 9,741,620	\$ 627,981	\$ 4,277,831	\$ 1,522,544	\$ 3,313,263
East Grand Forks, City of – RR	\$ 210,246	\$ 57,300	\$ 64,368	\$ 38,241	\$ 50,337
La Crescent Apple Express	\$ 176,934	\$ 37,268	\$ 53,194	\$ 23,938	\$ 62,534
Moorhead, City of (MAT)	\$ 1,202,349	\$ 233,329	\$ 404,231	\$ 259,720	\$ 308,069
Rochester Public Transit (Regular Route)	\$ 3,533,760	\$ 574,882	\$ 955,838	\$ 406,769	\$ 1,596,271
St. Cloud Metropolitan Transit Commission RR	\$ 4,740,157	\$ 746,143	\$ 1,744,784	\$ 674,817	\$ 1,574,414
<b>Total</b>	<b>\$19,608,066</b>	<b>\$2,276,902</b>	<b>\$ 7,500,247</b>	<b>\$2,926,029</b>	<b>\$ 6,904,888</b>

### Elderly & Handicapped Systems

	Total Costs	Federal Share	State Share	MVST	Local Share
Duluth Transit Authority-Stride	\$ 591,171	\$0	\$ 280,316	\$ 86,668	\$ 224,187
East Grand Forks, City of DAR	\$ 35,148	\$0	\$ 19,437	\$ 10,438	\$ 5,272
Moorhead, City of (DAR)	\$ 203,591	\$0	\$ 97,389	\$ 30,111	\$ 76,091
Rochester, City of (DAR)	\$ 586,125	\$0	\$ 324,494	\$ 100,327	\$ 161,304
St. Cloud Metropolitan Transit Commission DAR	\$2,101,033	\$0	\$ 960,659	\$ 297,017	\$ 843,358
<b>Total</b>	<b>\$ 3,517,068</b>	<b>\$0</b>	<b>\$ 1,682,295</b>	<b>\$ 524,561</b>	<b>\$ 1,310,212</b>

### Small Urban Systems

	Total Costs	Federal Share	State Share	MVST	Local Share
Benson Heartland Express	\$ 144,684	\$ 31,500	\$ 50,000	\$ 27,300	\$ 35,884
Cedar Valley Services	\$ 213,428	\$ 33,150	\$ 75,316	\$ 36,334	\$ 68,628
Faribault Flyer	\$ 150,351	\$ 37,236	\$ 52,071	\$ 30,974	\$ 30,070
Granite Falls Heartland Express	\$ 98,114	\$ 17,130	\$ 31,470	\$ 16,280	\$ 33,234
Hibbing Area Transit	\$ 208,775	\$ 41,610	\$ 83,874	\$ 36,876	\$ 46,415
Le Sueur Heartland Express	\$ 169,812	\$ 41,280	\$ 58,557	\$ 33,443	\$ 36,532
Mankato Heartland Express	\$1,148,573	\$197,910	\$ 458,401	\$219,849	\$272,413
Montevideo Heartland Express	\$ 105,401	\$ 26,536	\$ 35,784	\$ 22,001	\$ 21,080
Morris Transit	\$ 282,255	\$ 67,286	\$ 96,530	\$ 61,988	\$ 56,451
Northfield Transit	\$ 307,708	\$ 50,310	\$ 108,914	\$ 53,336	\$ 95,148
Saint Peter Transit	\$ 218,949	\$ 47,550	\$ 76,557	\$ 41,573	\$ 53,269
Stewartville Heartland Express	\$ 59,711	\$ 14,157	\$ 21,066	\$ 12,546	\$ 11,942
Virginia Dial-A-Ride	\$ 195,703	\$ 43,903	\$ 73,104	\$ 39,556	\$ 39,141
Winona Transit Services	\$ 479,577	\$ 90,356	\$ 145,034	\$ 78,850	\$165,337
<b>Total</b>	<b>\$ 3,783,041</b>	<b>\$ 739,914</b>	<b>\$ 1,366,677</b>	<b>\$ 710,906</b>	<b>\$ 965,544</b>

## 2006 Greater Minnesota Transit Systems Actual Operating Costs

(unaudited amounts)

### Rural Systems

	Total Costs	Federal Share	State Share	MVST	Local Share
Annandale Heartland Transit	\$ 137,198	\$ 17,520	\$ 55,847	\$ 22,683	\$ 41,148
Arrowhead Transit	\$ 3,324,072	\$ 561,690	\$1,497,940	\$ 548,000	\$ 716,442
Austin-Mower County Area Transit	\$ 509,070	\$ 80,727	\$ 215,985	\$ 91,738	\$ 120,620
Becker County Transit	\$ 266,306	\$ 54,488	\$ 104,971	\$ 49,301	\$ 57,546
Brainerd and Crow Wing Public Transit	\$ 760,627	\$ 188,738	\$ 292,624	\$ 148,828	\$ 130,437
Brown County Heartland Express	\$ 481,926	\$ 116,490	\$ 195,350	\$ 96,415	\$ 73,671
Clay County Rural Transit	\$ 244,700	\$ 62,399	\$ 95,964	\$ 49,121	\$ 37,217
Cottonwood County Transit	\$ 120,230	\$ 21,480	\$ 46,433	\$ 20,997	\$ 31,320
Dawson Heartland Express	\$ 82,634	\$ 17,865	\$ 29,401	\$ 14,614	\$ 20,754
Faribault County Prairie Express	\$ 180,076	\$ 36,354	\$ 55,646	\$ 28,445	\$ 59,631
FAR North Public Transit	\$ 241,483	\$ 62,310	\$ 95,549	\$ 50,185	\$ 36,222
Fosston Transit	\$ 65,000	\$ 12,990	\$ 25,187	\$ 11,803	\$ 15,020
Grant County Alpha Transit	\$ 156,611	\$ 18,760	\$ 54,152	\$ 22,543	\$ 61,156
Hubbard County Express	\$ 209,255	\$ 38,469	\$ 84,891	\$ 38,140	\$ 47,755
Chisago – Isanti County	\$ 890,710	\$ 156,750	\$ 261,092	\$ 124,458	\$ 348,410
Kandiyohi Area Transit	\$ 840,612	\$ 165,660	\$ 308,431	\$ 146,579	\$ 219,942
Lincoln County Heartland Express	\$ 179,166	\$ 35,850	\$ 57,968	\$ 29,007	\$ 56,341
Mahnomen County Heartland	\$ 148,147	\$ 36,897	\$ 53,740	\$ 28,023	\$ 29,487
Martin County Express	\$ 444,271	\$ 74,430	\$ 166,186	\$ 74,394	\$ 129,261
Meeker County Public Transit	\$ 312,172	\$ 44,070	\$ 136,640	\$ 42,677	\$ 97,785
Mille Lacs Public Transit	\$ 219,615	\$ 25,972	\$ 82,974	\$ 33,684	\$ 76,985
Murray County Heartland Express	\$ 84,982	\$ 17,970	\$ 31,309	\$ 15,236	\$ 20,467
Paul Bunyan Transit	\$ 565,422	\$ 139,560	\$ 216,690	\$ 110,145	\$ 99,027
Pelican Rapids, City of	\$ 5,850	\$0	\$ 3,267	\$ 1,706	\$ 878
Pine River Ride with Us	\$ 64,082	\$ 17,381	\$ 23,468	\$ 12,747	\$ 10,486
Pipestone County Transit	\$ 305,279	\$ 59,386	\$ 107,539	\$ 51,610	\$ 86,744
Prairie Five Rides	\$ 656,598	\$ 94,530	\$ 239,904	\$ 103,401	\$ 218,763
Productive Alternatives	\$ 245,728	\$ 0	\$ 208,869	\$ 0	\$ 36,859
Rainbow Rider Transit	\$ 1,033,827	\$ 142,080	\$ 445,372	\$ 181,628	\$ 264,747
Red Lake Transit	\$ 166,029	\$ 68,050	\$0	\$0	\$ 97,979
Renville County Heartland Express	\$ 267,156	\$ 35,670	\$ 94,117	\$ 40,128	\$ 97,241
RiverRider Public Transit System	\$ 621,064	\$ 131,812	\$ 265,612	\$ 130,480	\$ 93,160
Rock County Heartland Express	\$ 257,079	\$ 61,404	\$ 103,269	\$ 51,309	\$ 41,096
SEMCAAC Transportation	\$ 202,730	\$ 34,283	\$ 85,580	\$ 39,445	\$ 43,422
Southwestern MN Opportunity Council, Inc.	\$ 262,997	\$ 60,322	\$ 107,144	\$ 51,871	\$ 43,660
Steele County Area Transit	\$ 333,974	\$ 66,712	\$ 144,578	\$ 69,295	\$ 53,388
Three Rivers Hiawathaland	\$ 692,963	\$ 159,318	\$ 292,617	\$ 131,845	\$ 109,183
Trailblazer Transit	\$ 1,015,578	\$ 169,440	\$ 346,593	\$ 159,547	\$ 339,998
Tri-CAP Transit Connection	\$ 692,338	\$ 120,600	\$ 288,435	\$ 126,465	\$ 156,838
Tri-Valley Heartland Express Bus	\$ 624,399	\$ 145,890	\$ 231,655	\$ 116,730	\$ 130,124
Wadena County Friendly Rider Transit	\$ 237,433	\$ 56,340	\$ 90,588	\$ 45,427	\$ 45,078
Watsonwan Take Me There	\$ 246,972	\$ 29,250	\$ 79,501	\$ 33,624	\$ 104,597
Western Community Transit	\$ 1,060,598	\$ 145,290	\$ 403,855	\$ 169,785	\$ 341,668
<b>Totals</b>	<b>\$19,465,958</b>	<b>\$3,582,414</b>	<b>\$ 7,726,933</b>	<b>\$3,314,060</b>	<b>\$ 4,842,552</b>

## 2006 Metropolitan Area Transit Actual Operating Costs

### Metro Area Transit Systems

	<b>Total Costs</b>	<b>Federal Share</b>	<b>State Share</b>	<b>Local Share</b>
Met Council Transit Systems	\$272,494,435	\$23,283,677	\$167,461,222	\$81,749,536
Suburban Transit Association Providers	\$ 28,592,692	\$0	\$ 18,772,423	\$ 9,820,269
Community-Based Rural Providers	\$ 9,066,446	\$ 222,239	\$ 5,565,953	\$ 3,278,254
Community-Based Small Urban Providers	\$ 1,563,686	\$ 57,619	\$ 976,735	\$ 529,332
Other Independent Providers	\$ 4,637,900	\$0	\$0	\$ 4,637,900
<b>Total</b>	<b>\$316,355,159</b>	<b>\$23,563,535</b>	<b>\$192,776,333</b>	<b>\$99,965,291</b>

### Met Council Transit Systems

	<b>Total Costs</b>	<b>Federal Share</b>	<b>State Share</b>	<b>Local Share</b>
Metro Transit – Fixed Bus Routes	\$209,150,067	\$13,165,607	\$131,429,048	\$64,555,412
Metro Transit – Rail	\$ 18,843,102	\$ 2,956,238	\$ 4,062,161	\$11,824,703
Metro Mobility	\$ 32,100,855	\$ 6,250,000	\$ 22,036,459	\$ 3,814,396
Met Council Contracted Services	\$ 12,400,411	\$ 911,832	\$ 9,933,554	\$ 1,555,025
<b>Total</b>	<b>\$272,494,435</b>	<b>\$23,283,677</b>	<b>\$167,461,222</b>	<b>\$81,749,536</b>

### Suburban Transit Association Providers

	<b>Total Costs</b>	<b>Federal Share</b>	<b>State Share</b>	<b>Local Share</b>
City of Prior Lake	\$ 457,214	\$0	\$ 405,573	\$ 51,641
Maple Grove Transit System	\$ 2,636,047	\$0	\$ 1,273,236	\$1,362,811
MVTA-Fixed Route	\$13,843,257	\$0	\$ 8,871,616	\$4,971,641
Plymouth Metrolink	\$ 4,004,373	\$0	\$ 3,202,005	\$ 802,368
Shakopee Dial-A-Ride (Scott County Service)	\$ 269,865	\$0	\$ 219,171	\$ 50,694
Shakopee Fixed Route	\$ 307,748	\$0	\$ 292,552	\$ 15,196
SouthWest Metro Transit – Fixed Route	\$ 7,074,188	\$0	\$ 4,508,270	\$2,565,918
<b>Total</b>	<b>\$28,592,692</b>	<b>\$0</b>	<b>\$18,772,423</b>	<b>\$9,820,269</b>

### Community-Based Rural Providers

	<b>Total Costs</b>	<b>Federal Share</b>	<b>State Share</b>	<b>Local Share</b>
Anoka County Traveler	\$1,432,090	\$0	\$ 896,634	\$ 535,456
Anoka County Volunteer	\$ 76,536	\$0	\$ 28,487	\$ 48,049
CARTS	\$ 497,580	\$ 36,869	\$ 284,441	\$ 176,270
DARTS PBF	\$3,417,605	\$ 72,308	\$2,474,291	\$ 871,006
Delano Area Transportation	\$ 146,595	\$0	\$ 75,803	\$ 70,792
H.S.I. Dial-A-Ride	\$1,309,751	\$0	\$ 731,501	\$ 578,250
Linwood Volunteer	\$ 92,831	\$0	\$ 9,369	\$ 83,462
Reach for Resources	\$ 32,347	\$0	\$ 11,818	\$ 20,529
Scott County DAR	\$1,650,962	\$ 98,664	\$ 891,874	\$ 660,424
Scott County Fixed Route	\$ 44,581	\$0	\$0	\$ 44,581
Senior Transportation Program	\$ 226,926	\$ 3,165	\$ 73,784	\$ 149,977
Westonka Rides	\$ 138,642	\$ 11,233	\$ 87,951	\$ 39,458
<b>Total</b>	<b>\$9,066,446</b>	<b>\$222,239</b>	<b>\$5,565,953</b>	<b>\$3,278,254</b>



## 2006 Metropolitan Area Transit Actual Operating Costs

### Community-Based Small Urban Providers

	<b>Total Costs</b>	<b>Federal Share</b>	<b>State Share</b>	<b>Local Share</b>
Edina Dial-A-Ride	\$ 60,662	\$0	\$ 34,416	\$ 26,246
Hastings TRAC	\$ 338,791	\$57,619	\$203,442	\$ 77,730
Hopkins Hop-A-Ride	\$ 108,114	\$0	\$ 91,996	\$ 16,118
Lake Area Bus DAR	\$ 392,375	\$0	\$258,579	\$133,796
NEST Dial-A-Ride	\$ 273,033	\$0	\$163,921	\$109,112
Park People Mover	\$ 36,782	\$0	\$ 23,032	\$ 13,750
PRISM	\$ 353,929	\$0	\$201,349	\$152,580
<b>Total</b>	<b>\$1,563,686</b>	<b>\$57,619</b>	<b>\$976,735</b>	<b>\$529,332</b>

### Other Independent Providers

<b>Other Independent Providers</b>	<b>Total Costs</b>	<b>Federal Share</b>	<b>State Share</b>	<b>Local Share</b>
Northstar Commuter Coach	\$ 741,947	\$0	\$0	\$ 741,047
University of Minnesota Fixed Route	\$3,781,698	\$0	\$0	\$3,781,698
University of Minnesota Paratransit	\$ 114,255	\$0	\$0	\$ 114,255
<b>Total</b>	<b>\$4,637,900</b>	<b>\$0</b>	<b>\$0</b>	<b>\$4,637,900</b>

## Glossary

This glossary contains certain technical terms, which appear in the 2005 Minnesota Transit Report. Many of these terms have multiple definitions; therefore, these terms are defined as they are used in the context of this report.

**Accessible Vehicle** – A public transportation revenue vehicle that does not restrict access, is usable, and provides allocated space and/or priority seating for individuals who use wheelchairs.

**Americans with Disabilities Act (ADA)** – The passage of the Americans with Disabilities Act in July 1991 gave direction to local transit agencies to ensure full access to transportation for persons with disabilities.

**Base Fare** – The price charged to one adult for one transit ride; excludes transfer charges, zone charges, express service charges, peak period surcharges and reduced fares.

**Bus Rodeo** – A competition in which transit bus drivers demonstrate skills, such as emergency stops and maneuvers.

**Capital Cost** – The cost of equipment and facilities required to support transportation systems: vehicles, radios, shelters, etc.

**Car Pool** – An arrangement where people share the use and cost of privately owned automobiles in traveling to and from pre-arranged destinations.

**Charter Service** – Transportation service offered to the public on an exclusive group basis. It is provided with a vehicle that is licensed to render charter service and engage at a specific price for the trip or a period of time, usually on a reservation or contractual basis.

**Commercial Driver's License (CDL)** – A special operating license for drivers of certain types of vehicles based on the weight and seating capacity.

**Coordination** – A cooperative arrangement among transportation providers and/or purchasers, which is aimed at realizing, increased benefits through the shared management and/or operation of one or more transportation related function.

**Cost Effectiveness** – The ratio of the cost of a transit system to the level of service provided. Various measures may be used to determine cost effectiveness, as an example, cost per passenger trip.

**Dedicated Funding Source** – A funding source, which by law, is available for use only to support a specific purpose, and cannot be diverted to other uses; e.g., the federal gasoline tax can only be used for highway investments and, since 1983, for transit capital projects.

**Demand Responsive/ Dial A Ride Service** – A transportation service characterized by flexible routing and scheduling of relatively small vehicles to provide door-to-door or point-to-point transportation at the user's demand.

**Elderly and Disabled Transportation** – Transportation service to persons that are physically disabled and/or elderly and live in areas with a population over 50,000 (Section 5307).

**Express Commuter Service** – Transit service generally connecting residential areas and activity centers via a high speed, non-stop connection.

## Glossary

**Fare** – The payment for a ride on a passenger vehicle, whether cash, tokens, transfer or pass.

**Fare box** – A device that accepts coins, bills, tickets and tokens given by passengers as payment for rides.

**Fare box Recovery Ratio** – Total fare revenue divided by the total operating cost.

**Federal Transit Administration (FTA)** – A part of the United States Department of Transportation that administers the federal program of financial assistance to public transit.

**Fixed Route** – Transportation service operated over a set route or network of routes on a regular time schedule. (Also known as Regular Route).

**Flexible Fixed Route** – Transportation service that operates on a regular route, but will on demand change the route to meet the user's needs. (See Route Deviation).

**Inter City Bus** – (over -the-road coach) a large bus with luggage space, used primarily for transportation between cities.

**Job Access and Reverse Commute (JARC), Section 5316** – A formula-based federally funded program established under SAFETEA-LU and administered by the Federal Transit Administration (FTA). The goal of the JARC grant program is to improve access to transportation services to employment and employment related activities for welfare recipients and eligible low-income individuals to transport residents of urbanized areas and nonurbanized areas to suburban employment opportunities.

**Light Rail Transit (LRT)** – A metropolitan electric railway system characterized by its ability to operate single cars or short trains along exclusive right-of-way at ground level, or aerial structures, in subways, or occasionally, in streets.

**Marketing** – A comprehensive process to induce greater usage of transportation services by determining the needs or demand of the community and potential customers, developing and implementing service on the basis of these needs, pricing the services, promoting the services, and evaluating the services as implemented in relation to customer needs and marketing goals.

**Metro Mobility** – The metropolitan-wide special transportation service of the Twin Cities.

**MVST (Motor Vehicle Sales Tax)** – A source of revenue for Minnesota public transit. For fiscal years 2003-2006, 21.5% of money collected on the purchase price of motor vehicles registered in Minnesota is deposited in the metropolitan area transit fund; 1.43% is deposited in the Greater Minnesota transit fund. The Greater Minnesota transit fund supports the Public Transit Participation Program in Minnesota Statutes, Section 174.24 for Greater Minnesota public transit.

**New Freedom, Section 5317** – A formula-based federally funded program established under SAFETEA-LU and administered by the Federal Transit Administration (FTA). The goal of the New Freedom grant program is to provide additional tools to overcome existing barriers facing Americans with disabilities seeking integration into the workforce and full participation in society.

**Operating Cost** – The recurring costs of providing transit service, i.e., wages, salaries, fuel, oil, taxes, maintenance, depreciation, insurance, marketing, etc.

**Operating Deficit** – Total operating expenses minus total operating revenue.

## Glossary

**Operating Revenue** – The total revenue earned by a transit agency through its transit operations. It includes passenger fares, advertising and other revenue.

**Paratransit**– Flexible forms of public transportation services that are not provided over a fixed-route e.g. demand responsive service.

**Park and Ride Facility** – A common location (e.g. parking lot) for individuals to transfer from a low to a high occupancy travel mode.

**Pass** – A means of transit payment, usually a pre-paid card that carries some identification that is displayed to the driver in lieu of paying cash for the fare.

**Passengers Per Mile** – The total number of passenger trips provided by a transit system divided by the number of miles traveled.

**Passenger Trip** – One person making a one-way trip from origin to destination. One round trip equals two passenger trips.

**Peak Period** – The hours when traffic or passenger demand is the greatest.

**Point Deviation** – Transportation service in which the transit vehicle is required to arrive at designated transit stops in accordance with a prearranged schedule but is not given a specific route to follow between these stops. It allows the vehicle to provide curbside service for those who request it.

**Public Transportation** – Transportation service that is available to any person upon payment of the fare either directly, subsidized by public policy, or through some contractual arrangement, and which cannot be reserved for the private or exclusive use of one individual or group. “Public” in this sense refers to the access to the service, not to the ownership of the system that provides the service.

**Ridesharing** – A form of transportation, other than public transit, in which more than one person shares in the use of the vehicle, such as a van or car, to make a trip.

**Revenue Vehicle Miles** – The total mileage incurred in scheduled service. Excludes non-service mileage (deadhead, training, etc.), charter mileage, exclusive service mileage, and mileage lost due to missed runs.

**Revenue Hours** – The total number of hours when the vehicle is in revenue service (e.g., the time when a vehicle is available to the general public and there is an expectation of carrying passengers). Excludes deadhead hours, but includes recovery/layover time.

**Route Deviation** – Transportation service on a non-exclusive basis, that operates along a public right-of-way, on a standard route, from which it may deviate from time to time, in response to a demand for its service or to take a passenger to a destination, after which it returns to its standard route.

**RTAP (Rural Transit Assistance Program)** – The section of the Federal Transit Act of 1991, as amended, that provides funds for training, technical assistance, research and other support services for rural transit providers.

**Rural Area** – A geographic area with a population of less than 2,500 (Section 5311).

## Glossary

**SAFETEA-LU** – the **Safe, Accountable, Flexible, Efficient Transportation Equity Act: A Legacy for Users**, which was signed into law in August 2005. SAFETEA-LU addresses transportation challenges such as improving safety, reducing traffic congestion, improving efficiency in freight movement, increasing intermodal connectivity and protecting the environment.

**Section 5303 (Metropolitan Planning Program)** – The section of the Federal Transit Act of 1991, as amended, that provides financial assistance to metropolitan planning organizations which are responsible for conducting planning activities and technical assistance for public transit services. The program is expected to support the basic transportation planning process underway in urbanized areas, including capital planning, financial planning, and operations-related planning essential to the provision of transit services.

**Section 5303/5313 (Consolidated Planning Grant)** – The combination of the FTA's planning grant and the Federal Highway Administrations PL Planning program into one consolidated grant.

**Section 5307 (Urbanized Area Formula Program)** – The section of the Federal Transit Act of 1991, as amended, that authorizes grants to public transit systems in urban areas over 50,000 populations for both capital and operating projects. Based on population and density figures, these funds are distributed directly to the transit agency from the FTA.

**Section 5309 (Capital Program)** – The section of the Federal Transit Act of 1991, as amended, that authorizes discretionary capital assistance for major capital needs, such as fleet replacement and construction of transit facilities.

**Section 5310 (Elderly and Persons with Disabilities Program)** – The section of the Federal Transit Act of 1991, as amended, that provides grant funds for the purchase of accessible vehicles and related support equipment for private non-profit organizations to serve elderly and/or disabled people, public bodies that coordinate services for elderly and disabled, or any public body that certifies to the State that non-profits in the area are not readily available to carry out the services.

**Section 5311 (Non-urbanized Area Formula Program)** – The section of the Federal Transit Act of 1991, as amended, that authorizes grants to public transit systems in non-urbanized areas (under 50,000 population). The funds initially go to the Governor of each state. In Minnesota, the Minnesota Department of Transportation administers these funds.

**Section 5313 (State Planning and Research Program)** – The section of the Federal Transit Act of 1991, as amended, that provides financial assistance to the States for purposes of planning, technical studies and assistance, demonstrations, management training, and cooperative research activities.

**Service Area** – The geographic area that coincides with a transit system's legal operating limits (i.e. urbanized area, city limits, or county boundary).

**Service Span** – The duration of time that service is made available or operated during the course of the service day e.g., 6 a.m. to 10 p.m.

**Shared Ride Taxi** – A demand responsive service in which taxis carry several unrelated passengers with different origins and destinations.

**Small Urban** – A geographic area with a central city that has a population of between 2,500 and 50,000 (Section 5311).



## Glossary

**Special Transportation Services (STS)** - Transportation provided by a carrier on a regular basis designed to serve individuals who are elderly, handicapped, or disabled and are unable to use regular types of transportation. In Minnesota, carriers must be certified by the Office of Freight and Commercial Vehicle Operations before providing transportation. Terms and conditions for STS service are in the Minnesota Department of Transportation's Special Transportation Service Rules, Parts 8840.5100 through 8840.6300.

**State Public Transit Assistance** – Funds appropriated by the Minnesota State legislature to be used to support the day-to-day operational costs of providing transit.

**Subscription Service** – Transportation service in which routes and schedules are prearranged to meet the needs of riders who sign up for the service in advance.

**Suburban Transit Association Providers** – Replacement service program in the Twin Cities metro area (see Minnesota Statutes Section 473.388).

**System Miles** - The miles a transit vehicle travels from the time it goes into revenue service to the time it returns from revenue service. It is often called platform miles. It includes revenue miles and deadhead miles.

**TEA 21** – Transportation Equity Act for the 21st Century, reauthorization of ISTEA for FY 1998 – 2003.

**Total Operating Cost** – The total of all operating costs incurred during the transit system calendar year, excluding expenses associated with capital grants.

**Total Passengers** – The total of all revenue passengers plus transfer passengers on second and successive rides, and free ride passengers.

**Transit** – Transportation by bus, rail, or other conveyance, either publicly or privately owned, which provides to the public, general or special service on a regular and continuing basis. Also known as “mass transportation,” “mass transit” and “transit.” The term includes fixed-route and Para transit services as well as ridesharing.

**Transit Dependent** – A person who does not have immediate access to a private vehicle, or because of age or health reasons cannot drive and must rely on others for transportation.

**Urbanized Area** – A geographic area with a central city that has a population of over 50,000 (Section 5307).

**Vanpool** – A Para transit service by a van on a scheduled or unscheduled basis with at least five persons as occupants.

