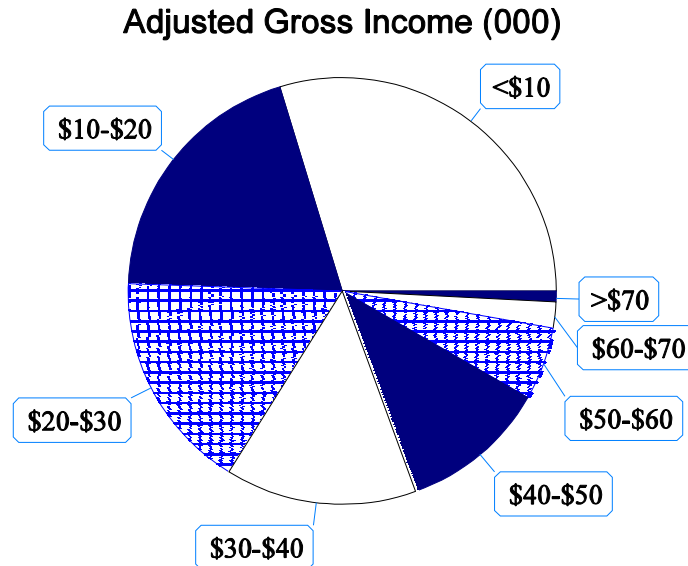


# 1. Minnesota State Grant Statistics for Fiscal Year 1998: All Recipients

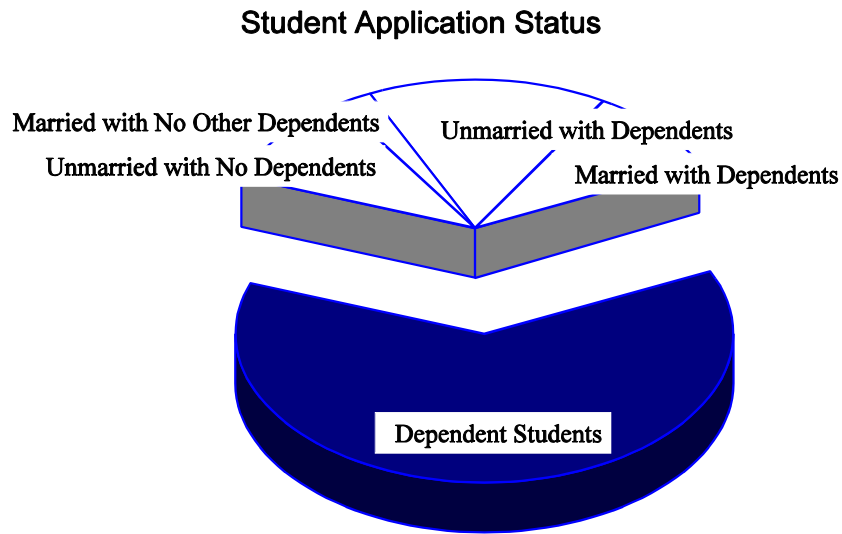


Adjusted Gross Income	Number of Minnesota State Grant Recipients	Combined Federal Pell and Minnesota State Grant Awards (Million)	Minnesota State Grant Awards (Million)
Less than \$10,000	18,003	\$48.66	\$19.74
\$10,000 to \$19,999	11,933	\$31.66	\$18.36
\$20,000 to \$29,999	10,008	\$28.03	\$18.50
\$30,000 to \$39,999	8,849	\$20.57	\$15.92
\$40,000 to \$49,999	6,644	\$12.83	\$11.27
\$50,000 to \$59,999	3,364	\$5.59	\$5.32
\$60,000 to \$69,999	1,236	\$1.83	\$1.78
\$70,000 and Over	430	\$0.57	\$0.55
<b>Total</b>	<b>60,467</b>	<b>\$149.74</b>	<b>\$91.43</b>

Adjusted Gross Income is parental income for dependent students and student and spouse income for others.

Source: Minnesota Higher Education Services Office

## 2. Minnesota State Grant Statistics for Fiscal Year 1998: Students Applying as Dependent Students

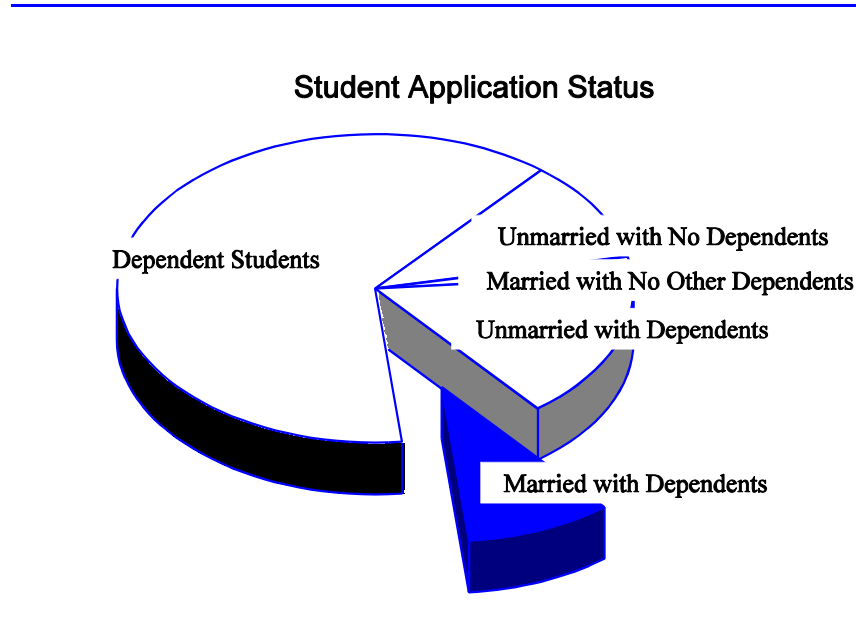


Adjusted Gross Income	Number of Minnesota State Grant Recipients	Combined Federal Pell and Minnesota State Grant Awards (Million)	Minnesota State Grant Awards (Million)
Less than \$10,000	4,906	\$16.29	\$8.07
\$10,000 to \$19,999	6,339	\$20.57	\$13.33
\$20,000 to \$29,999	7,876	\$23.40	\$16.67
\$30,000 to \$39,999	7,790	\$18.70	\$14.97
\$40,000 to \$49,999	6,257	\$12.29	\$10.89
\$50,000 to \$59,999	3,255	\$5.44	\$5.20
\$60,000 to \$69,999	1,221	\$1.81	\$1.76
\$70,000 and Over	423	\$0.56	\$0.54
<b>Total</b>	<b>38,067</b>	<b>\$99.06</b>	<b>\$71.43</b>

Adjusted Gross Income is parental income for dependent students and student and spouse income for others.

Source: Minnesota Higher Education Services Office

### 3. Minnesota State Grant Statistics for Fiscal Year 1998: Married Students with Dependents Applying as Independent Students

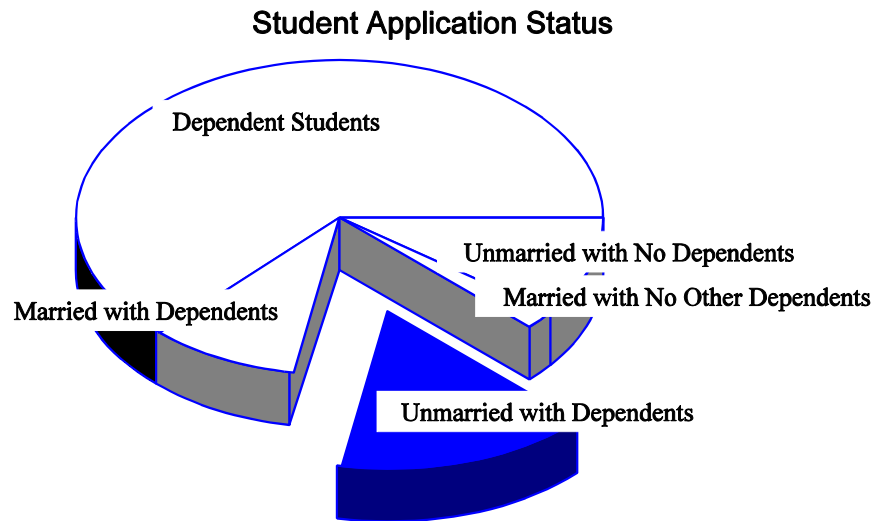


Adjusted Gross Income	Number of Minnesota State Grant Recipients	Combined Federal Pell and Minnesota State Grant Awards (Million)	Minnesota State Grant Awards (Million)
Less than \$10,000	1,200	\$2.80	\$0.87
\$10,000 to \$19,999	1,520	\$3.38	\$1.06
\$20,000 to \$29,999	1,437	\$3.20	\$1.10
\$30,000 to \$39,999	923	\$1.67	\$0.81
\$40,000 to \$49,999	369	\$0.51	\$0.36
\$50,000 to \$59,999	108	\$0.14	\$0.12
\$60,000 to \$69,999	15	\$0.02	\$0.01
\$70,000 and Over	7	\$0.01	\$0.01
<b>Total</b>	<b>5,579</b>	<b>\$11.73</b>	<b>\$4.34</b>

Adjusted Gross Income is parental income for dependent students and student and spouse income for others.

Source: Minnesota Higher Education Services Office

#### 4. Minnesota State Grant Statistics for Fiscal Year 1998: Unmarried Students with Dependents Applying as Independent Students

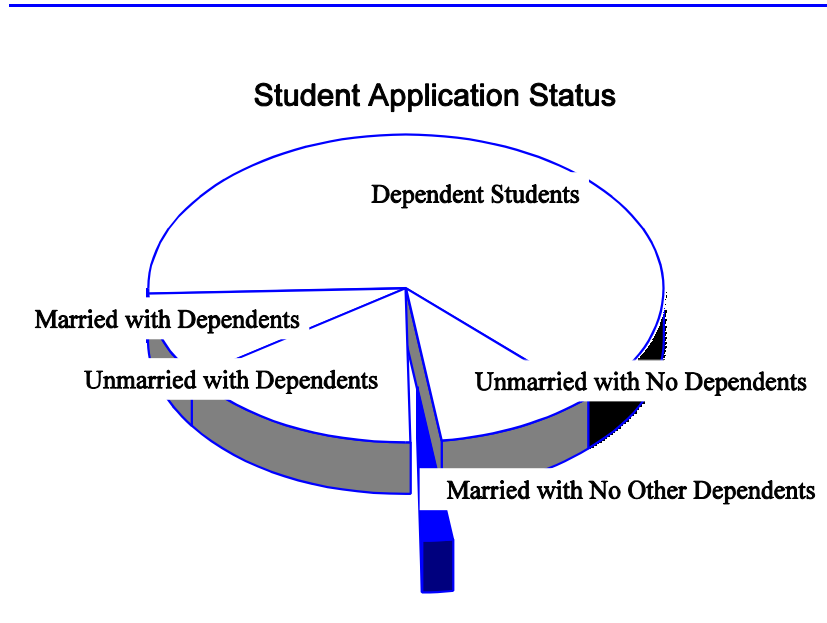


Adjusted Gross Income	Number of Minnesota State Grant Recipients	Combined Federal Pell and Minnesota State Grant Awards (Million)	Minnesota State Grant Awards (Million)
Less than \$10,000	6,835	\$18.00	\$5.72
\$10,000 to \$19,999	2,022	\$5.09	\$1.77
\$20,000 to \$29,999	518	\$1.21	\$0.53
\$30,000 to \$39,999	106	\$0.17	\$0.10
\$40,000 to \$49,999	16	\$0.03	\$0.02
\$50,000 to \$59,999	1	\$0.00	\$0.00
\$60,000 to \$69,999	0	\$0.00	\$0.00
\$70,000 and Over	0	\$0.00	\$0.00
<b>Total</b>	<b>9,498</b>	<b>\$24.50</b>	<b>\$8.15</b>

Adjusted Gross Income is parental income for dependent students and student and spouse income for others.

Source: Minnesota Higher Education Services Office

**5. Minnesota State Grant Statistics for Fiscal Year 1998:  
Married Students Without Dependents Other than Spouse  
Applying as Independent Students**

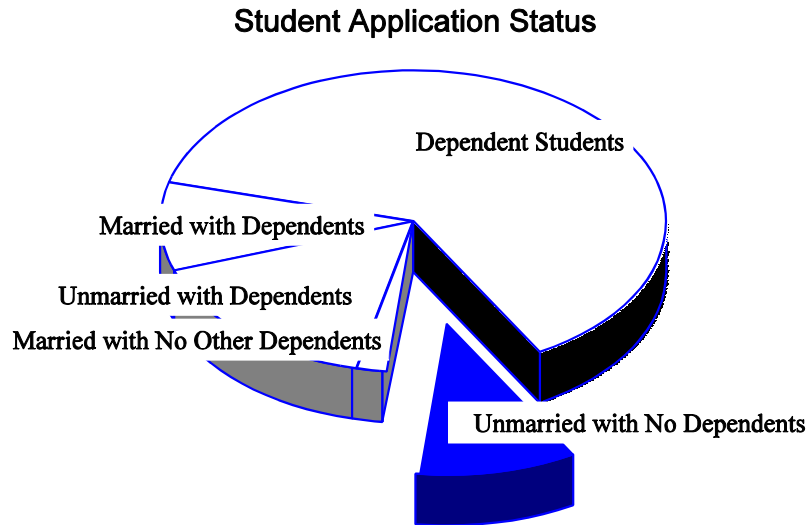


<b>Adjusted Gross Income</b>	<b>Number of Minnesota State Grant Recipients</b>	<b>Combined Federal Pell and Minnesota State Grant Awards (Million)</b>	<b>Minnesota State Grant Awards (Million)</b>
Less than \$10,000	492	\$1.26	\$0.48
\$10,000 to \$19,999	558	\$1.04	\$0.67
\$20,000 to \$29,999	153	\$0.20	\$0.19
\$30,000 to \$39,999	29	\$0.03	\$0.03
\$40,000 to \$49,999	2	\$0.00	\$0.00
\$50,000 to \$59,999	0	\$0.00	\$0.00
\$60,000 to \$69,999	0	\$0.00	\$0.00
\$70,000 and Over	0	\$0.00	\$0.00
<b>Total</b>	<b>1,234</b>	<b>\$2.53</b>	<b>\$1.38</b>

Adjusted Gross Income is parental income for dependent students and student and spouse income for others.

Source: Minnesota Higher Education Services Office

## 6. Minnesota State Grant Statistics for Fiscal Year 1998: Unmarried Students Without Dependents Applying as Independent Students

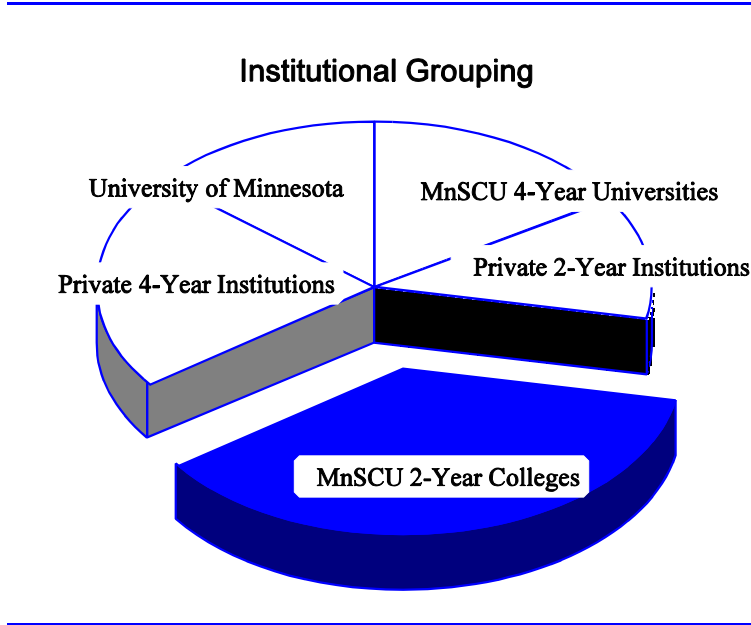


<b>Adjusted Gross Income</b>	<b>Number of Minnesota State Grant Recipients</b>	<b>Combined Federal Pell and Minnesota State Grant Awards (Million)</b>	<b>Minnesota State Grant Awards (Million)</b>
Less than \$10,000	4,570	\$10.32	\$4.60
\$10,000 to \$19,999	1,494	\$1.59	\$1.52
\$20,000 to \$29,999	24	\$0.02	\$0.01
\$30,000 to \$39,999	1	\$0.00	\$0.00
\$40,000 to \$49,999	0	\$0.00	\$0.00
\$50,000 to \$59,999	0	\$0.00	\$0.00
\$60,000 to \$69,999	0	\$0.00	\$0.00
\$70,000 and Over	0	\$0.00	\$0.00
<b>Total</b>	<b>6,089</b>	<b>\$11.92</b>	<b>\$6.14</b>

Adjusted Gross Income is parental income for dependent students and student and spouse income for others.

Source: Minnesota Higher Education Services Office

**7. Minnesota State Grant Statistics for Fiscal Year 1998:  
Students Attending MnSCU Colleges**

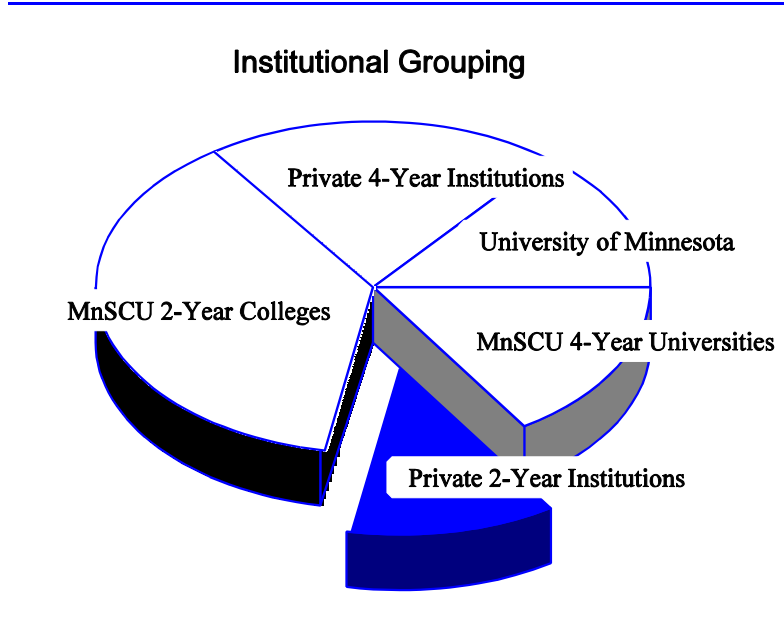


<b>Adjusted Gross Income</b>	<b>Number of Minnesota State Grant Recipients</b>	<b>Combined Federal Pell and Minnesota State Grant Awards (Million)</b>	<b>Minnesota State Grant Awards (Million)</b>
Less than \$10,000	8,689	\$18.37	\$4.32
\$10,000 to \$19,999	5,101	\$10.21	\$4.37
\$20,000 to \$29,999	3,850	\$7.54	\$3.89
\$30,000 to \$39,999	2,841	\$4.22	\$2.66
\$40,000 to \$49,999	1,600	\$1.72	\$1.32
\$50,000 to \$59,999	472	\$0.38	\$0.32
\$60,000 to \$69,999	72	\$0.05	\$0.04
\$70,000 and Over	10	\$0.01	\$0.01
<b>Total</b>	<b>22,635</b>	<b>\$42.50</b>	<b>\$16.93</b>

Adjusted Gross Income is parental income for dependent students and student and spouse income for others.

Source: Minnesota Higher Education Services Office

**8. Minnesota State Grant Statistics for Fiscal Year 1998:  
Students Attending Minnesota’s Private Two–Year (Career)  
Institutions**



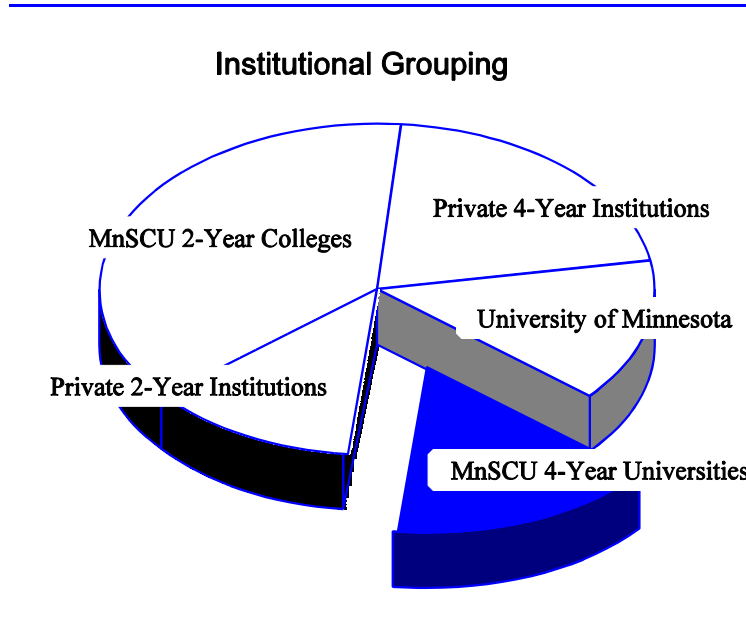
<b>Adjusted Gross Income</b>	<b>Number of Minnesota State Grant Recipients</b>	<b>Combined Federal Pell and Minnesota State Grant Awards (Million)</b>	<b>Minnesota State Grant Awards (Million)</b>
Less than \$10,000	3,080	\$9.17	\$4.63
\$10,000 to \$19,999	1,726	\$4.41	\$2.85
\$20,000 to \$29,999	961	\$2.78	\$1.94
\$30,000 to \$39,999	768	\$1.77	\$1.44
\$40,000 to \$49,999	516	\$0.91	\$0.85
\$50,000 to \$59,999	220	\$0.30	\$0.29
\$60,000 to \$69,999	71	\$0.07	\$0.07
\$70,000 and Over	15	\$0.01	\$0.01
<b>Total</b>	<b>7,357</b>	<b>\$19.41</b>	<b>\$12.08</b>

Adjusted Gross Income is parental income for dependent students and student and spouse income for others.

Source: Minnesota Higher Education Services Office



## 9. Minnesota State Grant Statistics for Fiscal Year 1998: Students Attending MnSCU Universities

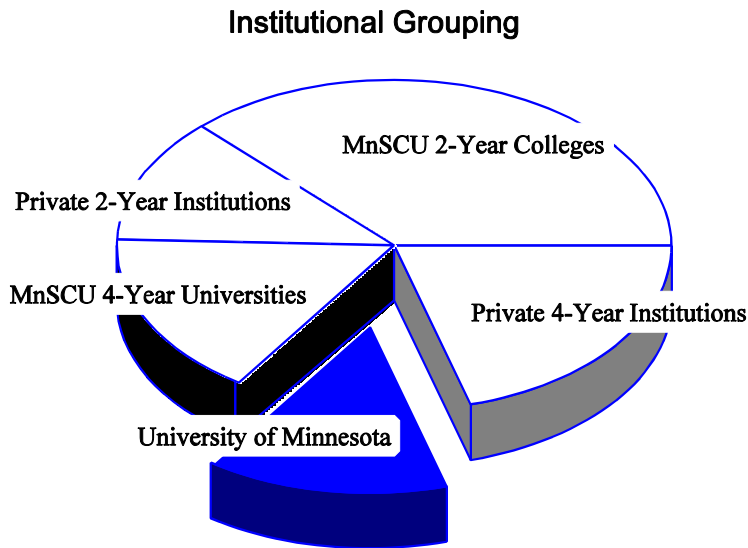


Adjusted Gross Income	Number of Minnesota State Grant Recipients	Combined Federal Pell and Minnesota State Grant Awards (Million)	Minnesota State Grant Awards (Million)
Less than \$10,000	2,275	\$5.58	\$2.21
\$10,000 to \$19,999	1,879	\$4.70	\$2.66
\$20,000 to \$29,999	1,815	\$4.42	\$2.79
\$30,000 to \$39,999	1,747	\$3.14	\$2.31
\$40,000 to \$49,999	1,276	\$1.74	\$1.45
\$50,000 to \$59,999	534	\$0.50	\$0.47
\$60,000 to \$69,999	106	\$0.09	\$0.08
\$70,000 and Over	10	\$0.01	\$0.01
<b>Total</b>	<b>9,642</b>	<b>\$20.18</b>	<b>\$11.97</b>

Adjusted Gross Income is parental income for dependent students and student and spouse income for others.

Source: Minnesota Higher Education Services Office

## 10. Minnesota State Grant Statistics for Fiscal Year 1998: Students Attending the University of Minnesota

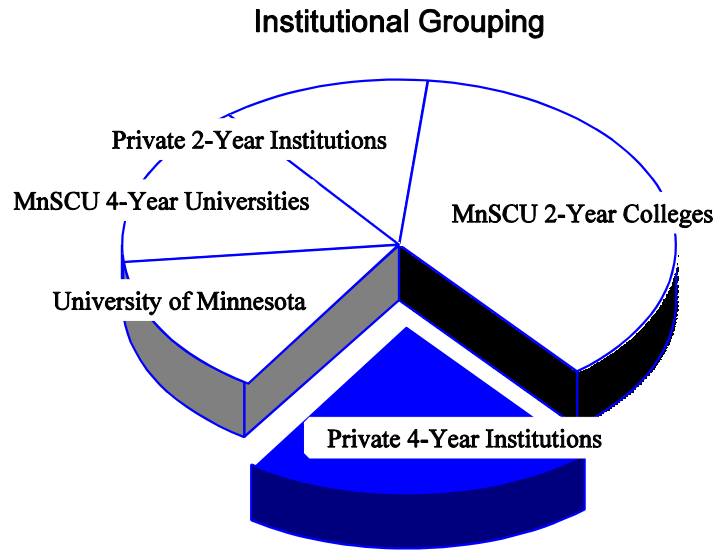


Adjusted Gross Income	Number of Minnesota State Grant Recipients	Combined Federal Pell and Minnesota State Grant Awards (Million)	Minnesota State Grant Awards (Million)
Less than \$10,000	1,972	\$6.41	\$2.96
\$10,000 to \$19,999	1,419	\$4.42	\$2.79
\$20,000 to \$29,999	1,443	\$4.50	\$3.15
\$30,000 to \$39,999	1,494	\$3.61	\$2.83
\$40,000 to \$49,999	1,222	\$2.27	\$1.97
\$50,000 to \$59,999	657	\$0.81	\$0.78
\$60,000 to \$69,999	256	\$0.27	\$0.26
\$70,000 and Over	64	\$0.05	\$0.05
<b>Total</b>	<b>8,527</b>	<b>\$22.35</b>	<b>\$14.78</b>

Adjusted Gross Income is parental income for dependent students and student and spouse income for others.

Source: Minnesota Higher Education Services Office

## 11. Minnesota State Grant Statistics for Fiscal Year 1998: Students Attending Minnesota's Private Four-Year Institutions



Adjusted Gross Income	Number of Minnesota State Grant Recipients	Combined Federal Pell and Minnesota State Grant Awards (Million)	Minnesota State Grant Awards (Million)
Less than \$10,000	1,987	\$9.14	\$5.62
\$10,000 to \$19,999	1,808	\$7.92	\$5.68
\$20,000 to \$29,999	1,939	\$8.78	\$6.73
\$30,000 to \$39,999	1,999	\$7.83	\$6.67
\$40,000 to \$49,999	2,030	\$6.19	\$5.69
\$50,000 to \$59,999	1,481	\$3.59	\$3.47
\$60,000 to \$69,999	731	\$1.35	\$1.33
\$70,000 and Over	331	\$0.50	\$0.48
<b>Total</b>	<b>12,306</b>	<b>\$45.30</b>	<b>\$35.68</b>

Adjusted Gross Income is parental income for dependent students and student and spouse income for others.

Source: Minnesota Higher Education Services Office