

07 - 0222

THIS OLD HOUSE

Assessment Year 2006

A Report submitted to the State of Minnesota Legislature
pursuant to
Laws of Minnesota for 1993, Chapter 375, Article 5, Section 42.

MINNESOTA • REVENUE

March 1, 2007

To the Members of the Legislature of the State of Minnesota:

I am pleased to transmit to you the "This Old House" report for assessment year 2006 undertaken by the Department of Revenue in response to Laws of Minnesota for 1993, Chapter 375, Article 5, Section 42 regarding the improvements exclusions under Minnesota Statutes, Section 273.11, Subdivision 16.

The report shows the total market value excluded from taxation under the "This Old House" program for each city and town, and provides some summary tables and graphs that examine the characteristics of This Old House participants. These illustrations summarize the estimated market values, improvement market values, and excluded market values of participants statewide and by county. Detail data is available upon request. There are 44,322 properties participating in the program with a total excluded value of \$547,970,108.

Sincerely,



Ward Einess
Commissioner

Minnesota Statute, Section 3.197 requires that any report to the Legislature contain, at the beginning of the report, the cost of preparing the report.

The cost of preparing this report was \$1,200.00

This Old House

The 1993 Legislature enacted the "This Old House" law (M.S. 273.11, subd. 16). This Minnesota property tax program has allowed homestead property owners to exclude all or a portion of the value of qualifying improvements made to older homes. The program was designed to provide owners of older homes with an incentive to renovate their property, and in turn, preserve and revitalize older neighborhoods. This program expired for new qualifiers as of January 2, 2003, but remains for existing participants through the term of their exclusion. Beginning with assessment year 2004, excluded value has begun returning to the tax rolls as the ten year exclusion for the first year's participants has expired. This report shows the continued decline in This Old House statistics as the phase out continues.

Which properties were eligible?

Prior to expiring for new qualifiers, a property was eligible for this program if the following criteria were met:

1. The property had to be 45 years of age or older at the time the improvements begin.
2. The property had to be the applicant's homestead in the year the improvements are made.
3. The estimated market value of the property (before improvements) could not exceed \$400,000.
4. Relocated houses were eligible if all other requirements were met.
5. Property classified as residential homestead, agricultural homestead, relative homestead or blind/disabled homestead were eligible. This included duplexes, triplexes, condominiums, etc.
6. The improvements for a single project, or in any one year, had to add at least \$5,000 to the value of the property.

Under the program, homes between 45 and 70 years old were eligible to have one-half the market value (50 percent) of qualifying improvements excluded from the market value, up to a maximum exemption of \$25,000 for all qualified improvements. Properties that were 70 years or older were eligible to exclude 100 percent of their qualifying improvements, up to a maximum exemption of \$50,000.

These eligibility requirements changed over time. For example, for improvements made before July 1, 1999, the age of the house only had to be 35 years or older, the estimated market value of the home could exceed \$150,000 or \$300,000 only if the property's community met certain criteria, and the minimum improvement value only had to be \$1,000.

Qualifying improvements

Only improvements made to the house and garage qualified. The construction of a new garage (up to 600 square feet) also qualified if no garage originally existed. Improvements to the land, such as landscaping, a driveway, an underground sprinkler system, a sewer system, or a swimming pool did not qualify for exemption. The exemption may apply to multiple improvements to the house and/or garage.

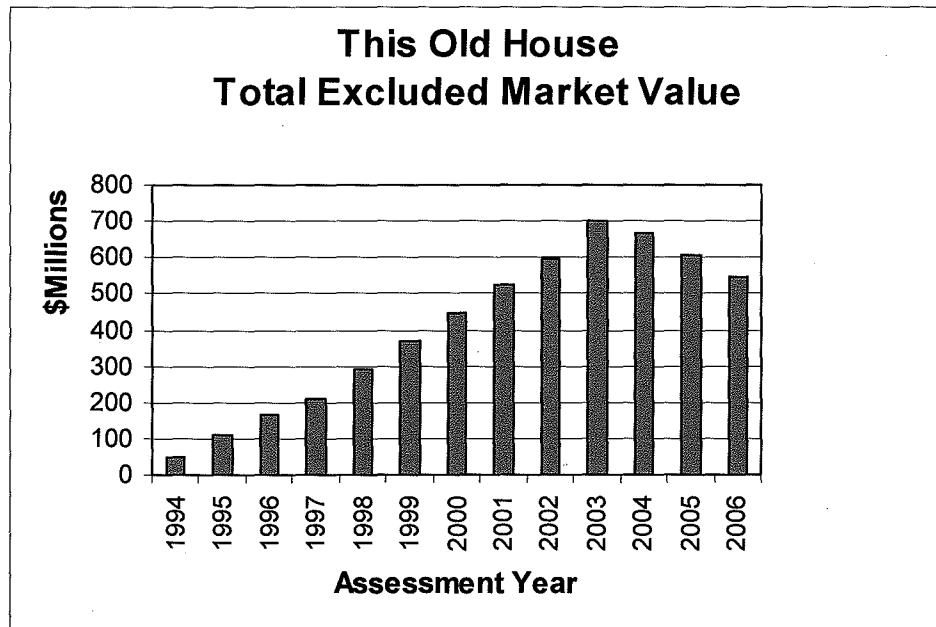
The value of improvements is determined by the assessor and relates to the additional market value added to the property, not the actual cost of the improvements. The value of qualifying improvements will be excluded from property tax for up to a maximum of 10 years. After this time, the value of improvements will be added to the assessment as follows:

1. 50 percent in the two subsequent assessment years if the improvements that began in any one year have a total value of \$10,000 or less; or
2. 20 percent in the five subsequent assessment years if the improvements that began in any one year have a total value of more than \$10,000.

Excluded Market Values

In 2006, 86 counties reported \$547,970,108 in excluded market value spread among 44,322 properties. This compares to 2005 where the same counties reported \$609,358,518 of excluded market value spread among 50,544 properties. Lake of the Woods County did not report any This Old House properties in either year.

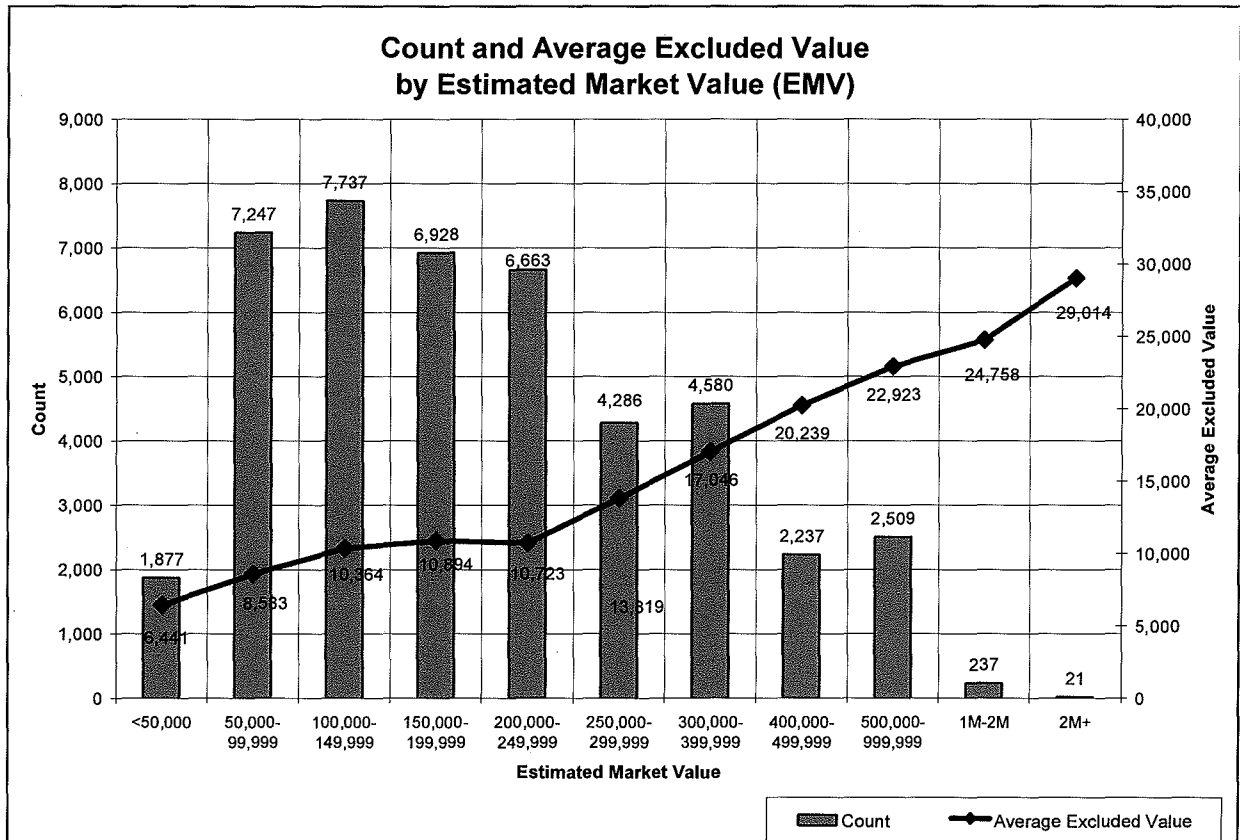
Figure 1.



As Figure 1 shows, the reported excluded market value had grown steadily each year from \$49,073,380 in 1994, the first year these values were reported, to \$700,824,325 in 2003. The somewhat larger increase for 2003 might reflect a rush to qualify prior to the program's expiration. In 2004, as properties began to drop off of the program, the value decreased to \$667,023,295, and continues to drop to \$547,970,108 in 2006.

This report provides some brief examination of the market value excluded from taxation under the "This Old House" program by county, estimated market value, improvement value, and amount of excluded value. This report also details the total market value excluded from taxation for each city and town.

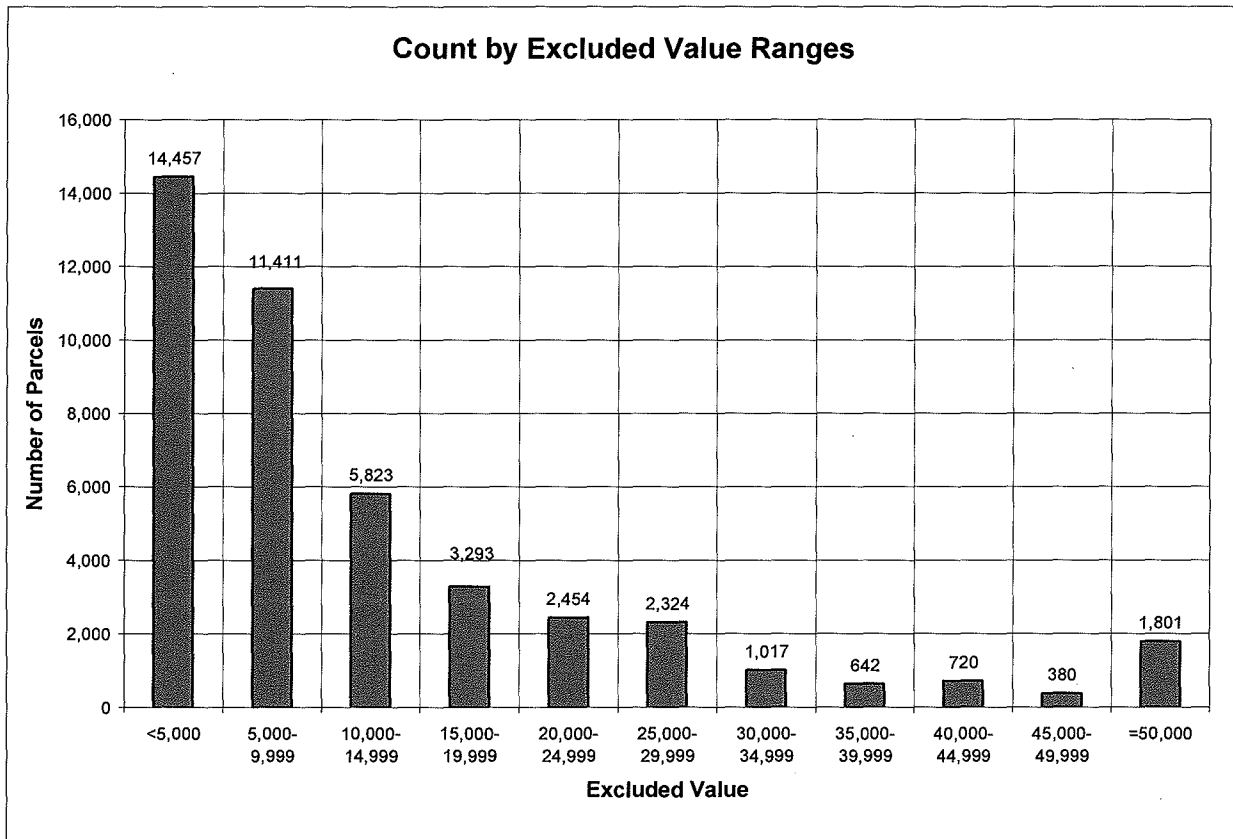
Figure 2.



Observations:

- In the first year of the program there were no EMV limits to qualify. In 1994, limits were established where EMV's of \$150,000 or less would qualify and EMV's greater than this, up to \$300,000, could qualify if the city or town met certain criteria. In 1996, these limits were changed so EMV's of greater than \$300,000 could also qualify if the city or town met other criteria. In 1999, these ranges and criteria were eliminated and a limit of \$400,000 or less was imposed. As a result of these limits, the majority of This Old House parcels, 59%, have EMV's of \$200,000 or less prior to the improvements.
- The average excluded value increases as EMV's increase. This excluded value particularly increases faster in ranges beyond \$200,000, suggesting that properties in cities that met the criteria for exceeding \$150,000 or \$300,000 in EMV may have generally been subject to more substantial improvements than the other participants. Moreover, owners of increasingly valuable homes may be able to afford increasingly valuable improvements.
- In 2003, 72% were under \$200,000, while only 54% are under \$200,000 in 2006. This may suggest that many of those that dropped out of the program were lower valued homes, which makes sense because of earlier restrictions on EMV prior to 1999.

Figure 3.



Observations:

- This chart breaks excluded market values into eleven ranges of \$5,000 increments and shows the parcel count for each range. There are 44,322 parcels in this program.
- 25,868 parcels (58% of the total) have excluded market values less than \$10,000, and the number of parcels tapers off as the ranges of excluded values increase. However, 1,801 parcels (4% of the total) have the maximum exemption of \$50,000 for homes 70 years old or older.
- Since the 2000 assessment, the program required a minimum qualifying improvement value of \$5,000. Prior to the 2000 assessment, the qualifying improvement value was \$1,000.
- Homes between 45 and 70 years old were eligible to have one-half the market value of qualifying improvements excluded from the market value while homes that were 70 years or older were eligible to exclude 100 percent of their qualifying improvements. The reduced exclusion and greater numbers of homes under 70 years of age contributes to the front loading of the chart.

This Old House by County

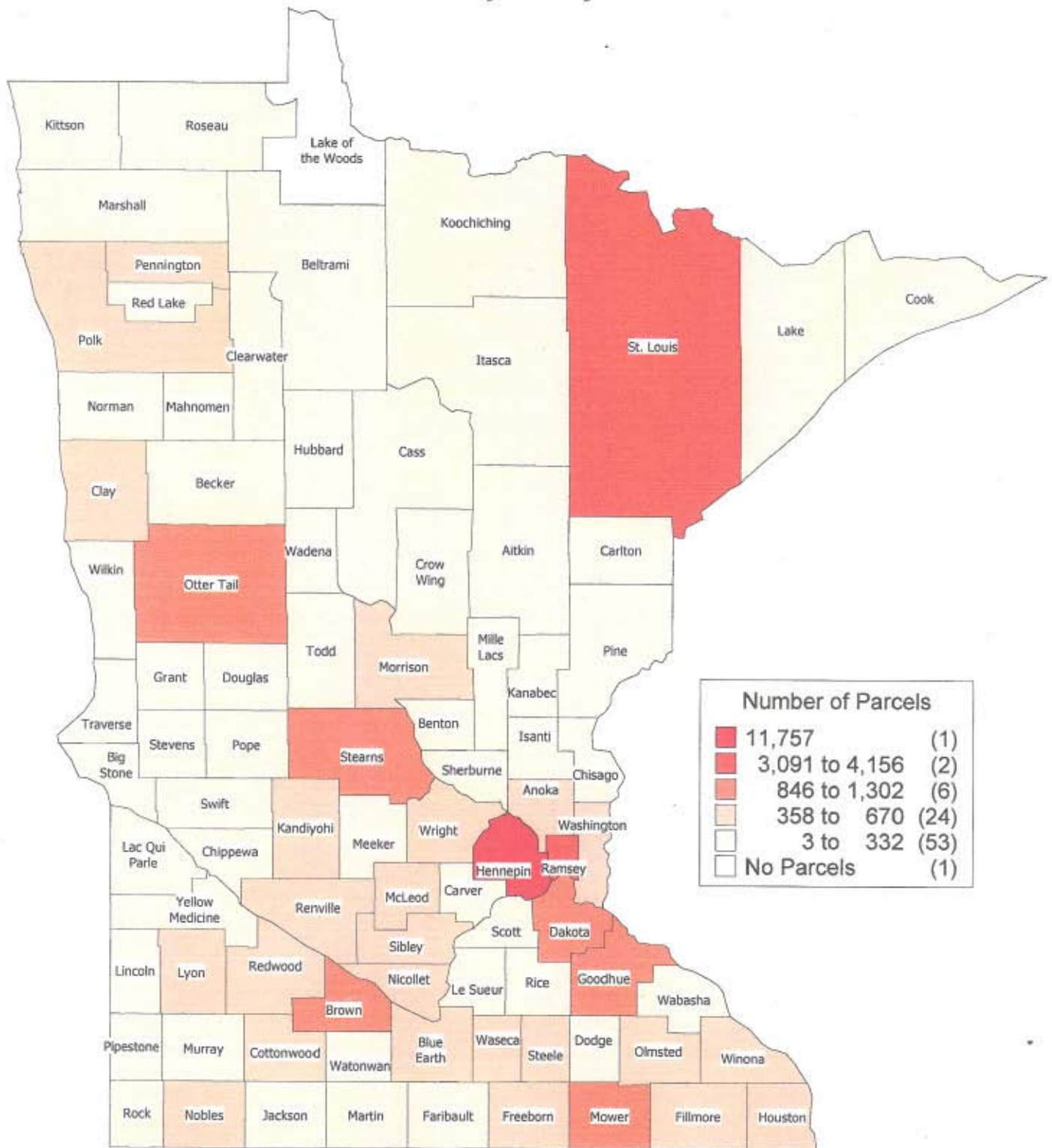
The following maps and table on pages 6-8 summarize This Old House participation by county. Hennepin County has by far the largest participation with 11,727 parcels, or 27% of all participants. Ramsey and St. Louis counties are next with 4,155 (9%) and 3,091 (7%) parcels, respectively. These counties contain Minnesota's three first class cities (Minneapolis, St. Paul, and Duluth), which each have a large population of older homes. The remaining 57% of This Old House participants are well scattered around the state. Some of the counties with the most participants are Dakota, Otter Tail, Stearns, Brown, and Goodhue.

City, Town, and Detail Data

Following the maps and county table is a list of This Old House excluded market value by city and town. The detail parcel data, including age, estimated market value, improvement market value, and the excluded market value is available by request. Please contact Larry Bewley at 651-556-6096 to request this data.

This Old House Parcels 2006

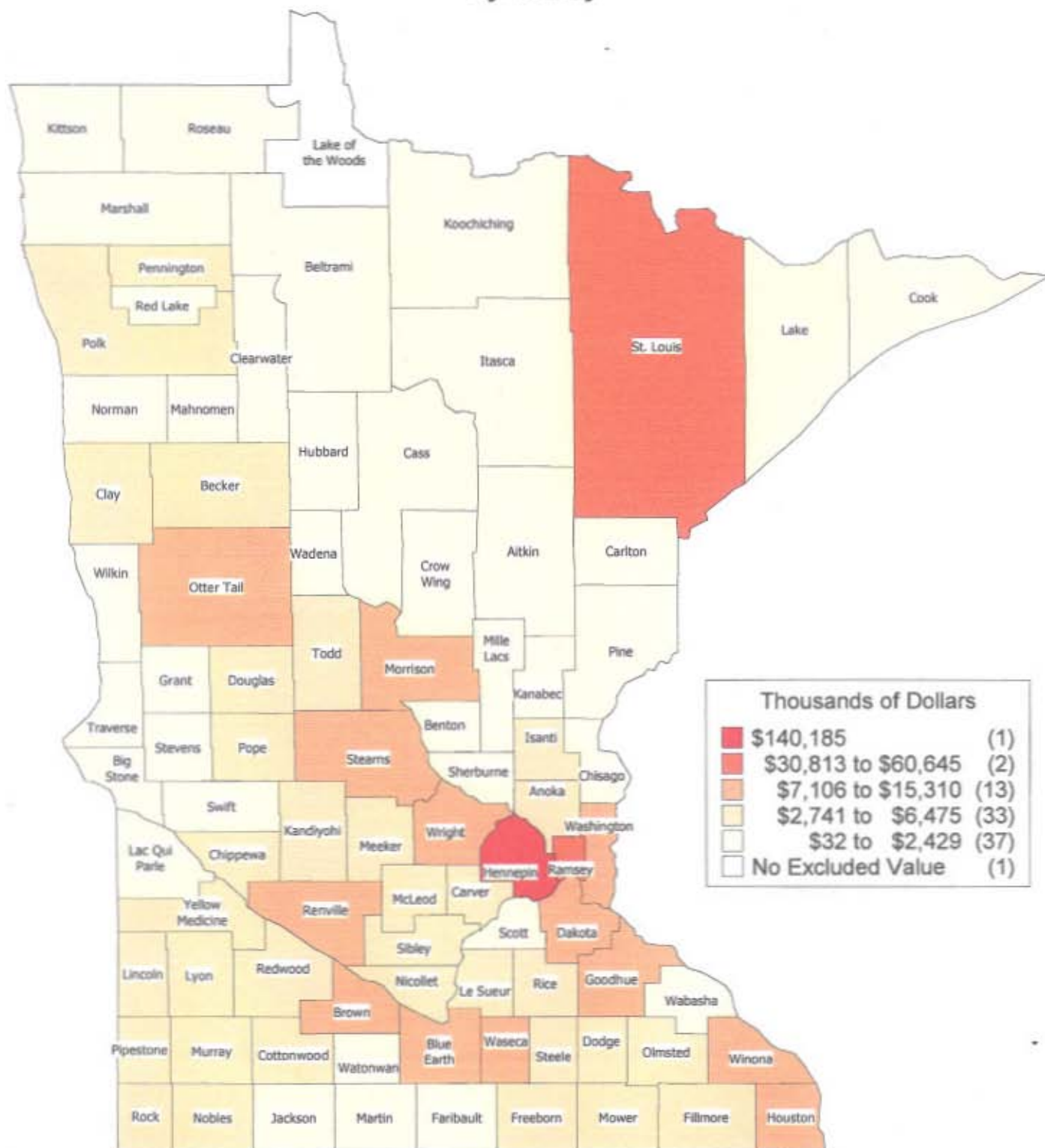
By County



Source: Minnesota Revenue
 Date Prepared: Jan 12, 2007
 Map colors based on www.ColorBrewer.org
 Date Printed: January 12, 2007

This Old House Total Excluded Value 2006

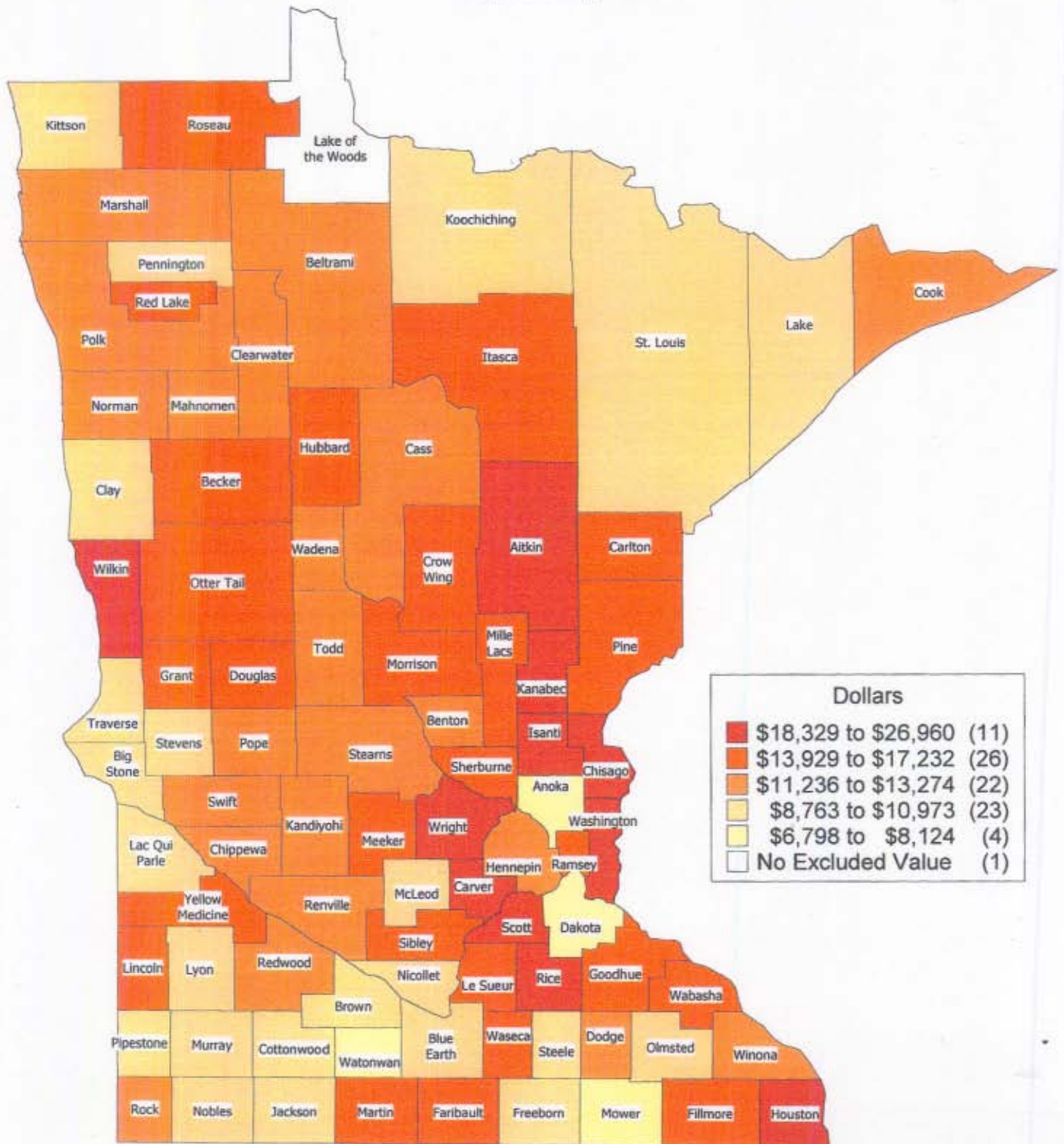
By County



Source: Minnesota Revenue
 Date Prepared: Jan 12, 2007
 Map colors based on www.ColorBrewer.org
 Date Printed: January 12, 2007

This Old House Average Excluded Value 2006

By County



Source: Minnesota Revenue
 Date Prepared: Jan 12, 2007
 Map colors based on www.ColorBrewer.org
 Date Printed: January 12, 2007

This Old House Parcel Counts, Estimated Market Value, Improvement Market Value, and Excluded Market Value by County

County	Count	Estimated Market Value		Improvement Market Value		Excluded Market Value	
		Total	Average	Total	Average	Total	Average
01 Aitkin	29	7,199,700	248,266	886,600	30,572	575,100	19,831
02 Anoka	561	124,660,800	222,212	4,978,700	8,875	4,557,600	8,124
03 Becker	264	50,726,200	192,145	6,132,947	23,231	4,024,533	15,244
04 Beltrami	210	26,083,100	124,205	3,880,700	18,480	2,419,200	11,520
05 Benton	204	35,994,000	176,441	3,532,500	17,316	2,371,900	11,627
06 Big Stone	219	17,791,100	81,238	2,554,300	11,663	1,980,200	9,042
07 Blue Earth	669	108,287,600	161,865	8,833,800	13,204	7,151,980	10,691
08 Brown	882	121,881,300	138,187	12,555,243	14,235	9,567,400	10,847
09 Carlton	97	15,901,400	163,932	1,939,600	19,996	1,402,800	14,462
10 Carver	177	67,792,800	383,010	5,538,300	31,290	3,736,800	21,112
11 Cass	23	7,784,200	338,443	519,100	22,570	259,700	11,291
12 Chippewa	228	29,621,000	129,917	4,018,600	17,625	3,016,100	13,229
13 Chisago	108	32,362,800	299,656	3,331,200	30,844	2,339,100	21,658
14 Clay	386	47,042,000	121,870	5,005,567	12,968	3,382,700	8,763
15 Clearwater	165	17,109,500	103,694	2,661,900	16,133	2,100,900	12,733
16 Cook	8	2,107,200	263,400	159,447	19,931	97,900	12,238
17 Cottonwood	434	58,276,500	134,278	5,845,111	13,468	4,260,600	9,817
18 Crow Wing	58	15,745,500	271,474	1,766,200	30,452	998,500	17,216
19 Dakota	1301	317,525,800	244,063	15,335,096	11,787	10,473,100	8,050
20 Dodge	311	58,196,700	187,128	4,491,300	14,441	3,677,000	11,823
21 Douglas	270	53,510,200	198,186	5,489,000	20,330	3,814,400	14,127
22 Faribault	60	8,998,500	149,975	1,371,800	22,863	973,900	16,232
23 Fillmore	403	80,008,000	198,531	6,874,951	17,059	5,827,800	14,461
24 Freeborn	449	58,575,300	130,457	6,734,900	15,000	4,328,500	9,640
25 Goodhue	863	200,679,300	232,537	18,491,900	21,427	13,448,000	15,583
26 Grant	155	19,816,900	127,851	3,183,900	20,541	2,428,300	15,666
27 Hennepin	11757	3,811,588,900	324,197	180,229,245	15,330	140,185,045	11,924
28 Houston	470	79,730,100	169,639	10,877,790	23,144	8,614,900	18,330
29 Hubbard	61	9,827,400	161,105	1,582,500	25,943	937,200	15,364
30 Isanti	138	37,988,400	275,278	4,961,548	35,953	3,720,400	26,959
31 Itasca	64	12,735,000	198,984	1,422,157	22,221	1,008,000	15,750
32 Jackson	133	14,842,500	111,598	1,916,800	14,412	1,419,000	10,669
33 Kanabec	55	12,278,400	223,244	1,710,900	31,107	1,155,350	21,006
34 Kandiyohi	479	85,803,100	179,130	8,475,500	17,694	5,994,800	12,515
35 Kittson	46	3,608,700	78,450	643,000	13,978	408,500	8,880
36 Koochiching	3	221,200	73,733	87,300	29,100	31,900	10,633
37 Lac Qui Parle	146	19,567,700	134,025	1,926,300	13,194	1,543,400	10,571
38 Lake	57	7,506,100	131,686	840,269	14,742	587,700	10,311
39 Lake of the Woods	0	0	0	0	0	0	0
40 LeSueur	254	53,016,100	208,725	4,917,400	19,360	3,704,400	14,584
41 Lincoln	248	31,980,600	128,954	4,162,300	16,783	3,454,500	13,929
42 Lyon	590	76,712,600	130,021	8,959,300	15,185	6,474,300	10,973
43 McLeod	550	96,325,500	175,137	8,305,263	15,100	5,563,700	10,116
44 Mahnomen	13	2,046,900	157,454	222,900	17,146	161,700	12,438
45 Marshall	143	11,082,500	77,500	2,154,091	15,064	1,680,500	11,752
46 Martin	134	15,838,900	118,201	2,912,300	21,734	2,024,000	15,104
47 Meeker	222	39,745,400	179,033	4,660,100	20,991	3,436,800	15,481
48 Mille Lacs	111	23,398,600	210,798	2,455,400	22,121	1,775,000	15,991
49 Morrison	585	106,463,500	181,989	12,176,200	20,814	9,307,100	15,910
50 Mower	846	106,204,200	125,537	9,069,300	10,720	5,725,500	6,768
51 Murray	270	38,207,500	141,509	3,803,198	14,086	2,740,500	10,150
52 Nicollet	499	87,361,900	175,074	6,664,800	13,356	4,837,100	9,694
53 Nobles	521	60,818,000	116,733	6,405,700	12,295	4,641,200	8,908
54 Norman	73	7,456,100	102,138	1,139,300	15,607	879,700	12,051
55 Olmsted	603	128,667,500	213,379	9,635,600	15,979	6,257,700	10,378

This Old House Parcel Counts, Estimated Market Value, Improvement Market Value, and Excluded Market Value by County

County	Count	Estimated Market Value		Improvement Market Value		Excluded Market Value	
		Total	Average	Total	Average	Total	Average
56 Otter Tail	1031	173,549,400	168,331	21,496,200	20,850	15,308,600	14,848
57 Pennington	358	31,501,700	87,994	4,580,200	12,794	3,372,400	9,420
58 Pine	143	29,234,600	204,438	3,205,608	22,417	2,324,100	16,252
59 Pipestone	287	31,166,500	108,594	4,067,500	14,172	3,045,700	10,612
60 Polk	382	36,470,000	95,471	6,017,468	15,753	4,798,400	12,561
61 Pope	331	58,492,400	176,714	5,536,200	16,726	4,268,800	12,897
62 Ramsey	4155	1,359,792,600	327,267	84,793,800	20,408	60,643,600	14,595
63 Red Lake	10	655,800	65,580	178,500	17,850	141,200	14,120
64 Redwood	427	57,389,600	134,402	6,655,200	15,586	5,116,700	11,983
65 Renville	540	68,875,900	127,548	9,367,600	17,347	7,105,800	13,159
66 Rice	285	85,178,600	298,872	6,112,700	21,448	5,464,700	19,174
67 Rock	232	32,106,800	138,391	3,586,300	15,458	2,929,800	12,628
68 Roseau	22	3,104,600	141,118	532,827	24,219	336,900	15,314
69 St. Louis	3091	426,092,900	137,850	24,007,600	7,767	30,813,400	9,969
70 Scott	41	13,945,000	340,122	1,371,001	33,439	823,700	20,090
71 Sherburne	107	26,151,500	244,407	2,271,900	21,233	1,605,900	15,008
72 Sibley	371	76,866,400	207,187	7,859,300	21,184	6,034,200	16,265
73 Stearns	970	172,680,300	178,021	14,818,364	15,277	10,932,000	11,270
74 Steele	511	81,151,200	158,809	7,026,900	13,751	5,236,300	10,247
75 Stevens	87	10,082,900	115,895	1,263,200	14,520	854,200	9,818
76 Swift	138	15,192,000	110,087	1,982,400	14,365	1,550,700	11,237
77 Todd	251	35,807,300	142,659	3,868,700	15,413	3,102,600	12,361
78 Traverse	55	6,886,400	125,207	627,600	11,411	498,500	9,064
79 Wabasha	79	16,227,300	205,409	1,744,300	22,080	1,361,300	17,232
80 Wadena	104	13,109,100	126,049	1,836,399	17,658	1,380,500	13,274
81 Waseca	563	107,268,700	190,531	11,612,400	20,626	9,348,900	16,606
82 Washington	561	173,238,900	308,804	14,432,600	25,727	10,327,900	18,410
83 Watonwan	254	37,341,200	147,013	2,637,141	10,382	1,957,500	7,707
84 Wilkin	66	7,481,600	113,358	1,616,000	24,485	1,242,100	18,820
85 Winona	648	111,042,000	171,361	10,029,827	15,478	7,989,000	12,329
86 Wright	380	110,889,500	291,814	9,815,150	25,829	7,161,300	18,846
87 Yellow Medicine	237	33,156,700	139,902	4,363,300	18,411	3,409,500	14,386
Statewide	44,322	\$10,006,830,100	\$225,776	\$717,743,308	\$17,364	\$547,970,108	\$12,363

Improvement market values contain reported values when provided and computed estimates when missing that are based on homes 45 to 70 years old allowing half of the improvement value to be excluded and homes 70 year or older allowing the full improvement value to be excluded.

COUNTY	CITY OR TOWN	EXCLUDED VALUE
AITKIN	AITKIN CITY OF	120,600
AITKIN	FARM ISLAND TOWN OF	22,300
AITKIN	GLEN TOWN OF	25,000
AITKIN	HAZELTON TOWN OF	69,100
AITKIN	HILL CITY CITY OF	2,500
AITKIN	JEVNE TOWN OF	25,000
AITKIN	KIMBERLY TOWN OF	68,500
AITKIN	LAKESIDE TOWN OF	10,000
AITKIN	MALMO TOWN OF	18,900
AITKIN	NORDLAND TOWN OF	110,900
AITKIN	SHAMROCK TOWN OF	7,800
AITKIN	SPENCER TOWN OF	4,500
AITKIN	VERDON TOWN OF	50,000
AITKIN	WAGNER TOWN OF	40,000
AITKIN Total		575,100
ANOKA	ANDOVER CITY OF	120,400
ANOKA	ANOKA CITY OF	1,073,500
ANOKA	BLAINE CITY OF	228,000
ANOKA	BURNS TOWN OF	236,800
ANOKA	CENTERVILLE CITY OF	7,600
ANOKA	CIRCLE PINES CITY OF	100,900
ANOKA	COLUMBIA HEIGHTS CITY OF	354,300
ANOKA	COLUMBUS TOWN OF	160,300
ANOKA	COON RAPIDS CITY OF	799,900
ANOKA	EAST BETHEL CITY OF	72,500
ANOKA	FRIDLEY CITY OF	855,700
ANOKA	HAM LAKE CITY OF	191,300
ANOKA	LEXINGTON CITY OF	65,500
ANOKA	LINO LAKES CITY OF	99,200
ANOKA	LINWOOD TOWN OF	29,600
ANOKA	OAK GROVE CITY OF	24,700
ANOKA	RAMSEY CITY OF	99,800
ANOKA	SPRING LAKE PARK CITY OF	10,900
ANOKA	ST FRANCIS CITY OF	26,700
ANOKA Total		4,557,600
BECKER	ATLANTA TOWN OF	12,100
BECKER	AUDUBON CITY OF	60,200
BECKER	AUDUBON TOWN OF	39,800
BECKER	BURLINGTON TOWN OF	134,653
BECKER	CALLAWAY CITY OF	8,050
BECKER	CARSONVILLE TOWN OF	10,900
BECKER	CORMORANT TOWN OF	82,300
BECKER	CUBA TOWN OF	34,800
BECKER	DETROIT LAKES CITY OF	1,592,758
BECKER	DETROIT TOWN OF	69,500
BECKER	EAGLE VIEW TOWN OF	21,450
BECKER	ERIE TOWN OF	124,950
BECKER	EVERGREEN TOWN OF	21,000
BECKER	FRAZEE CITY OF	278,085
BECKER	HAMDEN TOWN OF	38,688
BECKER	HEIGHT OF LAND TOWN OF	71,263
BECKER	HOLMESVILLE TOWN OF	11,200

COUNTY	CITY OR TOWN	EXCLUDED VALUE
BECKER	LAKE EUNICE TOWN OF	93,400
BECKER	LAKE PARK CITY OF	278,200
BECKER	LAKE PARK TOWN OF	75,300
BECKER	LAKE VIEW TOWN OF	717,686
BECKER	OSAGE TOWN OF	23,350
BECKER	RICHWOOD TOWN OF	64,400
BECKER	RUNEBERG TOWN OF	33,400
BECKER	SILVER LEAF TOWN OF	51,600
BECKER	SPRUCE GROVE TOWN OF	19,600
BECKER	TWO INLETS TOWN OF	2,600
BECKER	WALWORTH TOWN OF	26,500
BECKER	WHITE EARTH TOWN OF	4,100
BECKER	WOLF LAKE CITY OF	11,400
BECKER	WOLF LAKE TOWN OF	11,300
BECKER Total		4,024,533
BELTRAMI	ALASKA TOWN OF	10,200
BELTRAMI	BATTLE TOWN OF	15,400
BELTRAMI	BEMIDJI CITY OF	1,100,800
BELTRAMI	BEMIDJI TOWN OF	159,100
BELTRAMI	BENVILLE TOWN OF	17,600
BELTRAMI	BIRCH TOWN OF	13,200
BELTRAMI	BLACKDUCK CITY OF	56,300
BELTRAMI	BUZZLE TOWN OF	30,800
BELTRAMI	FROHN TOWN OF	129,000
BELTRAMI	GRANT VALLEY TOWN OF	18,800
BELTRAMI	HAGALI TOWN OF	85,700
BELTRAMI	HINES TOWN OF	191,000
BELTRAMI	JONES TOWN OF	18,100
BELTRAMI	KELLIHER CITY OF	10,900
BELTRAMI	KELLIHER TOWN OF	5,600
BELTRAMI	LAMMERS TOWN OF	11,600
BELTRAMI	LANGOR TOWN OF	16,000
BELTRAMI	LIBERTY TOWN OF	63,100
BELTRAMI	NEBISH TOWN OF	26,900
BELTRAMI	NORTHERN TOWN OF	149,300
BELTRAMI	PORT HOPE TOWN OF	15,500
BELTRAMI	ROOSEVELT TOWN OF	50,900
BELTRAMI	SHOOKS TOWN OF	15,800
BELTRAMI	SOLWAY CITY OF	1,800
BELTRAMI	SPRUCE GROVE TOWN OF	9,200
BELTRAMI	STEENERSON TOWN OF	29,500
BELTRAMI	SUMMIT TOWN OF	75,900
BELTRAMI	TAYLOR TOWN OF	8,800
BELTRAMI	TEN LAKE TOWN OF	10,500
BELTRAMI	TENSTRIKE CITY OF	2,500
BELTRAMI	TURTLE LAKE TOWN OF	55,500
BELTRAMI	TURTLE RIVER TOWN OF	13,900
BELTRAMI Total		2,419,200
BENTON	FOLEY CITY OF	233,400
BENTON	GILMANTON TOWN OF	168,900
BENTON	GLENDORADO TOWN OF	205,800
BENTON	GRAHAM TOWN OF	28,500

COUNTY	CITY OR TOWN	EXCLUDED VALUE
BENTON	GRANITE LEDGE TOWN OF	32,500
BENTON	LANGOLA TOWN OF	16,500
BENTON	MAYHEW LAKE TOWN OF	189,600
BENTON	MAYWOOD TOWN OF	214,400
BENTON	MINDEN TOWN OF	89,900
BENTON	RICE CITY OF	21,600
BENTON	RONNEBY CITY OF	12,700
BENTON	SARTELL CITY OF	13,000
BENTON	SAUK RAPIDS CITY OF	384,800
BENTON	SAUK RAPIDS TOWN OF	173,800
BENTON	ST CLOUD CITY OF	389,000
BENTON	ST GEORGE TOWN OF	113,100
BENTON	WATAB TOWN OF	84,400
BENTON Total		2,371,900
BIG STONE	AKRON TOWN OF	36,400
BIG STONE	ALMOND TOWN OF	46,000
BIG STONE	BEARDSLEY CITY OF	204,000
BIG STONE	BIG STONE TOWN OF	73,000
BIG STONE	BROWNS VALLEY TOWN OF	101,300
BIG STONE	CLINTON CITY OF	126,500
BIG STONE	CORRELL CITY OF	30,000
BIG STONE	FOSTER TOWN OF	44,500
BIG STONE	GRACEVILLE CITY OF	337,400
BIG STONE	GRACEVILLE TOWN OF	17,000
BIG STONE	JOHNSON CITY OF	6,000
BIG STONE	MOONSHINE TOWN OF	16,100
BIG STONE	ODESSA CITY OF	123,500
BIG STONE	ODESSA TOWN OF	25,300
BIG STONE	ORTONVILLE CITY OF	720,300
BIG STONE	ORTONVILLE TOWN OF	4,600
BIG STONE	OTREY TOWN OF	7,300
BIG STONE	PRIOR TOWN OF	58,800
BIG STONE	TOQUA TOWN OF	2,200
BIG STONE Total		1,980,200
BLUE EARTH	AMBOY CITY OF	84,300
BLUE EARTH	BEAUFORD TOWN OF	262,500
BLUE EARTH	BUTTERNUT VALLEY TOWN OF	124,720
BLUE EARTH	CAMBRIA TOWN OF	52,400
BLUE EARTH	CERESCO TOWN OF	10,300
BLUE EARTH	DANVILLE TOWN OF	113,300
BLUE EARTH	DECORIA TOWN OF	314,320
BLUE EARTH	EAGLE LAKE CITY OF	53,900
BLUE EARTH	GARDEN CITY TOWN OF	376,000
BLUE EARTH	GOOD THUNDER CITY OF	191,270
BLUE EARTH	JAMESTOWN TOWN OF	95,200
BLUE EARTH	JUDSON TOWN OF	186,100
BLUE EARTH	LAKE CRYSTAL CITY OF	409,060
BLUE EARTH	LERAY TOWN OF	265,800
BLUE EARTH	LIME TOWN OF	126,500
BLUE EARTH	LINCOLN TOWN OF	102,840
BLUE EARTH	LYRA TOWN OF	186,800
BLUE EARTH	MADISON LAKE CITY OF	226,850

COUNTY	CITY OR TOWN	EXCLUDED VALUE
BLUE EARTH	MANKATO CITY OF	2,043,930
BLUE EARTH	MANKATO TOWN OF	232,250
BLUE EARTH	MAPLETON CITY OF	251,090
BLUE EARTH	MAPLETON TOWN OF	106,930
BLUE EARTH	MCPHERSON TOWN OF	181,700
BLUE EARTH	MEDO TOWN OF	32,600
BLUE EARTH	PEMBERTON CITY OF	40,660
BLUE EARTH	PLEASANT MOUND TOWN OF	110,200
BLUE EARTH	RAPIDAN TOWN OF	280,560
BLUE EARTH	SHELBY TOWN OF	85,000
BLUE EARTH	SKYLINE CITY OF	43,700
BLUE EARTH	SOUTH BEND TOWN OF	146,700
BLUE EARTH	ST CLAIR CITY OF	115,200
BLUE EARTH	STERLING TOWN OF	106,250
BLUE EARTH	VERNON CENTER CITY OF	67,350
BLUE EARTH	VERNON CENTER TOWN OF	125,700
BLUE EARTH Total		7,151,980
BROWN	ALBIN TOWN OF	225,000
BROWN	BASHAW TOWN OF	108,500
BROWN	BURNSTOWN TOWN OF	95,200
BROWN	COBDEN CITY OF	6,000
BROWN	COMFREY CITY OF	351,400
BROWN	COTTONWOOD TOWN OF	314,700
BROWN	EDEN TOWN OF	266,100
BROWN	EVAN CITY OF	11,100
BROWN	HANSKA CITY OF	220,300
BROWN	HOME TOWN OF	136,900
BROWN	LAKE HANSKA TOWN OF	343,700
BROWN	LEAVENWORTH TOWN OF	290,300
BROWN	LINDEN TOWN OF	376,800
BROWN	MILFORD TOWN OF	414,600
BROWN	MULLIGAN TOWN OF	92,700
BROWN	NEW ULM CITY OF	3,099,900
BROWN	NORTH STAR TOWN OF	91,500
BROWN	PRAIRIEVILLE TOWN OF	393,900
BROWN	SIGEL TOWN OF	215,900
BROWN	SLEEPY EYE CITY OF	1,255,700
BROWN	SPRINGFIELD CITY OF	927,100
BROWN	STARK TOWN OF	309,800
BROWN	STATELY TOWN OF	20,300
BROWN Total		9,567,400
CARLTON	ATKINSON TOWN OF	85,300
CARLTON	BARNUM TOWN OF	26,100
CARLTON	BESEMAN TOWN OF	78,000
CARLTON	CLOQUET CITY OF	358,000
CARLTON	CORONA TWP (UNORG)	19,400
CARLTON	CROMWELL CITY OF	18,300
CARLTON	EAGLE TOWN OF	31,800
CARLTON	KALEVALA TOWN OF	9,200
CARLTON	MAHTOWA TOWN OF	88,600
CARLTON	MOOSE LAKE CITY OF	8,700
CARLTON	MOOSE LAKE TOWN OF	9,100

COUNTY	CITY OR TOWN	EXCLUDED VALUE
CARLTON	PERCH LAKE TOWN OF	61,800
CARLTON	RED CLOVER TWP (UNORG)	89,100
CARLTON	SAWYER TWP (UNORG)	12,900
CARLTON	SCANLON CITY OF	42,400
CARLTON	SILVER BROOK TOWN OF	63,900
CARLTON	SKELTON TOWN OF	30,000
CARLTON	THOMSON TOWN OF	199,300
CARLTON	TWIN LAKES TOWN OF	81,100
CARLTON	WRENSHALL CITY OF	19,600
CARLTON	WRENSHALL TOWN OF	70,200
CARLTON Total		1,402,800
CARVER	BENTON TOWN OF	236,400
CARVER	CAMDEN TOWN OF	73,300
CARVER	CARVER CITY OF	92,000
CARVER	CHANHASSEN CITY OF	446,300
CARVER	CHASKA CITY OF	89,900
CARVER	COLOGNE CITY OF	34,800
CARVER	DAHLGREN TOWN OF	332,300
CARVER	HAMBURG CITY OF	47,400
CARVER	HANCOCK TOWN OF	143,700
CARVER	HOLLYWOOD TOWN OF	178,900
CARVER	LAKETOWN TOWN OF	175,700
CARVER	MAYER CITY OF	96,800
CARVER	NEW GERMANY CITY OF	111,100
CARVER	NORWOOD YOUNG AMERICA CIT	255,000
CARVER	SAN FRANCISCO TOWN OF	93,200
CARVER	VICTORIA CITY OF	62,500
CARVER	WACONIA CITY OF	373,700
CARVER	WACONIA TOWN OF	290,400
CARVER	WATERTOWN CITY OF	40,700
CARVER	WATERTOWN TOWN OF	329,900
CARVER	YOUNG AMERICA TOWN OF	232,800
CARVER Total		3,736,800
CASS	BOY LAKE TOWN OF	17,800
CASS	CHICKAMAW BEACH CITY OF	2,000
CASS	EAST GULL LAKE CITY OF	3,700
CASS	FEDERAL DAM CITY OF	17,700
CASS	HACKENSACK CITY OF	4,700
CASS	LAKE SHORE CITY OF	28,000
CASS	LEECH LAKE TOWN OF	62,500
CASS	MAY TOWN OF	8,100
CASS	PONTO LAKE TOWN OF	9,700
CASS	SHINGO BEE TOWN OF	19,500
CASS	SYLVAN TOWN OF	32,000
CASS	WALKER CITY OF	54,000
CASS Total		259,700
CHIPPEWA	BIG BEND TOWN OF	24,900
CHIPPEWA	CLARA CITY CITY OF	170,300
CHIPPEWA	CRATE TOWN OF	33,200
CHIPPEWA	GRACE TOWN OF	36,500
CHIPPEWA	GRANITE FALLS CITY OF	95,700

COUNTY	CITY OR TOWN	EXCLUDED VALUE
CHIPPEWA	GRANITE FALLS TOWN OF	25,200
CHIPPEWA	KRAGERO TOWN OF	72,500
CHIPPEWA	LEENTHROP TOWN OF	177,600
CHIPPEWA	LONE TREE TOWN OF	120,500
CHIPPEWA	LOURISTON TOWN OF	17,300
CHIPPEWA	MANDT TOWN OF	75,600
CHIPPEWA	MAYNARD CITY OF	70,900
CHIPPEWA	MILAN CITY OF	161,100
CHIPPEWA	MONTEVIDEO CITY OF	1,140,300
CHIPPEWA	RHEIDERLAND TOWN OF	60,900
CHIPPEWA	ROSEWOOD TOWN OF	65,000
CHIPPEWA	SPARTA TOWN OF	295,600
CHIPPEWA	STONEHAM TOWN OF	96,300
CHIPPEWA	TUNSBURG TOWN OF	67,200
CHIPPEWA	WATSON CITY OF	109,200
CHIPPEWA	WOODS TOWN OF	100,300
CHIPPEWA Total		3,016,100
CHISAGO	AMADOR TOWN OF	169,400
CHISAGO	CENTER CITY CITY OF	91,600
CHISAGO	CHISAGO CITY CITY OF	390,200
CHISAGO	CHISAGO LAKE TOWN OF	208,900
CHISAGO	FISH LAKE TOWN OF	127,000
CHISAGO	FRANCONIA TOWN OF	131,000
CHISAGO	HARRIS CITY OF	61,200
CHISAGO	LENT TOWN OF	17,800
CHISAGO	LINDSTROM CITY OF	255,500
CHISAGO	NESSSEL TOWN OF	192,100
CHISAGO	NORTH BRANCH CITY OF	165,000
CHISAGO	RUSH CITY CITY OF	174,400
CHISAGO	RUSHSEBA TOWN OF	42,500
CHISAGO	SHAFFER CITY OF	22,500
CHISAGO	SHAFFER TOWN OF	161,400
CHISAGO	STACY CITY OF	65,000
CHISAGO	SUNRISE TOWN OF	2,500
CHISAGO	TAYLORS FALLS CITY OF	58,100
CHISAGO	WYOMING TOWN OF	3,000
CHISAGO Total		2,339,100
CLAY	ALLIANCE TOWN OF	28,400
CLAY	BARNESVILLE CITY OF	121,600
CLAY	BARNESVILLE TOWN OF	2,700
CLAY	COMSTOCK CITY OF	15,200
CLAY	CROMWELL TOWN OF	208,200
CLAY	DILWORTH CITY OF	156,100
CLAY	EGLON TOWN OF	182,000
CLAY	ELMWOOD TOWN OF	89,100
CLAY	FELTON CITY OF	27,200
CLAY	FELTON TOWN OF	8,700
CLAY	GEORGETOWN CITY OF	3,200
CLAY	GLYNDON CITY OF	11,200
CLAY	GLYNDON TOWN OF	123,800
CLAY	GOOSE PRAIRIE TOWN OF	70,800
CLAY	HAGEN TOWN OF	35,700

COUNTY	CITY OR TOWN	EXCLUDED VALUE
CLAY	HAWLEY CITY OF	303,900
CLAY	HAWLEY TOWN OF	42,600
CLAY	HIGHLAND GROVE TOWN OF	160,200
CLAY	HITTERDAL CITY OF	51,800
CLAY	HOLY CROSS TOWN OF	32,400
CLAY	HUMBOLDT TOWN OF	7,900
CLAY	KRAGNES TOWN OF	34,300
CLAY	KURTZ TOWN OF	7,200
CLAY	MOLAND TOWN OF	50,800
CLAY	MOORHEAD CITY OF	1,039,400
CLAY	MOORHEAD TOWN OF	50,000
CLAY	MORKEN TOWN OF	20,500
CLAY	OAKPORT TOWN OF	53,600
CLAY	PARKE TOWN OF	59,500
CLAY	RIVERTON TOWN OF	25,000
CLAY	SABIN CITY OF	35,000
CLAY	SPRING PRAIRIE TOWN OF	24,200
CLAY	TANSEM TOWN OF	62,500
CLAY	ULEN CITY OF	82,500
CLAY	ULEN TOWN OF	130,500
CLAY	VIDING TOWN OF	25,000
CLAY Total		3,382,700
CLEARWATER	BAGLEY CITY OF	382,300
CLEARWATER	BEAR CREEK TOWN OF	4,700
CLEARWATER	CLEARBROOK CITY OF	301,700
CLEARWATER	CLOVER TOWN OF	27,900
CLEARWATER	COPLEY TOWN OF	88,900
CLEARWATER	DUDLEY TOWN OF	117,600
CLEARWATER	EDDY TOWN OF	103,500
CLEARWATER	FALK TOWN OF	46,800
CLEARWATER	GONVICK CITY OF	149,600
CLEARWATER	GREENWOOD TOWN OF	15,100
CLEARWATER	HOLST TOWN OF	43,900
CLEARWATER	LAPRAIRIE TOWN OF	32,400
CLEARWATER	LEON TOWN OF	129,300
CLEARWATER	MINERVA TOWN OF	30,000
CLEARWATER	MOOSE CREEK TOWN OF	23,100
CLEARWATER	NORA TOWN OF	131,600
CLEARWATER	PINE LAKE TOWN OF	64,400
CLEARWATER	POPPLE TOWN OF	36,900
CLEARWATER	SHEVLIN CITY OF	129,300
CLEARWATER	SHEVLIN TOWN OF	85,100
CLEARWATER	SINCLAIR TOWN OF	76,900
CLEARWATER	WINSOR TOWN OF	79,900
CLEARWATER Total		2,100,900
COOK	GRAND MARAIS CITY OF	34,100
COOK	LUTSEN TOWN OF	8,900
COOK	UNORG RGE 1E	49,300
COOK	UNORG RGE 3E	4,100
COOK	UNORG RGE 3W	1,500
COOK Total		97,900

COUNTY	CITY OR TOWN	EXCLUDED VALUE
COTTONWOOD	AMBOY TOWN OF	23,800
COTTONWOOD	AMO TOWN OF	73,500
COTTONWOOD	ANN TOWN OF	112,000
COTTONWOOD	BINGHAM LAKE CITY OF	33,200
COTTONWOOD	CARSON TOWN OF	67,300
COTTONWOOD	COMFREY CITY OF	9,300
COTTONWOOD	DALE TOWN OF	92,600
COTTONWOOD	DELTON TOWN OF	46,400
COTTONWOOD	GERMANTOWN TOWN OF	125,800
COTTONWOOD	GREAT BEND TOWN OF	88,000
COTTONWOOD	HIGHWATER TOWN OF	170,600
COTTONWOOD	JEFFERS CITY OF	77,000
COTTONWOOD	LAKESIDE TOWN OF	80,200
COTTONWOOD	MIDWAY TOWN OF	86,400
COTTONWOOD	MT LAKE CITY OF	661,600
COTTONWOOD	MT LAKE TOWN OF	217,900
COTTONWOOD	ROSEHILL TOWN OF	209,100
COTTONWOOD	SELMA TOWN OF	114,000
COTTONWOOD	SOUTHBROOK TOWN OF	43,000
COTTONWOOD	SPRINGFIELD TOWN OF	5,200
COTTONWOOD	STORDEN CITY OF	115,900
COTTONWOOD	STORDEN TOWN OF	39,400
COTTONWOOD	WESTBROOK CITY OF	453,900
COTTONWOOD	WESTBROOK TOWN OF	295,200
COTTONWOOD	WINDOM CITY OF	1,019,300
COTTONWOOD Total		4,260,600
CROW WING	1ST ASSESSMENT UNORG	116,400
CROW WING	2ND ASSESSMENT UNORG	9,700
CROW WING	BAXTER CITY OF	43,100
CROW WING	BAY LAKE TOWN OF	66,600
CROW WING	BRAINERD CITY OF	30,200
CROW WING	BREEZY POINT CITY OF	10,600
CROW WING	CROSBY CITY OF	31,900
CROW WING	CROSSLAKE CITY OF	108,300
CROW WING	DAGGETT BROOK TOWN OF	48,100
CROW WING	DEERWOOD TOWN OF	75,000
CROW WING	EMILY CITY OF	17,100
CROW WING	GAIL LAKE TOWN OF	16,200
CROW WING	GARRISON TOWN OF	23,300
CROW WING	JENKINS TOWN OF	22,400
CROW WING	LAKE EDWARD TOWN OF	59,300
CROW WING	LONG LAKE TOWN OF	111,300
CROW WING	MISSION TOWN OF	18,000
CROW WING	NISSWA CITY OF	15,000
CROW WING	NOKAY LAKE TOWN OF	14,600
CROW WING	PEQUOT LAKES CITY OF	43,900
CROW WING	ROOSEVELT TOWN OF	7,200
CROW WING	ST MATHIAS TOWN OF	110,300
CROW WING Total		998,500
DAKOTA	APPLE VALLEY CITY OF	51,100
DAKOTA	BURNSVILLE CITY OF	324,700
DAKOTA	CASTLE ROCK TOWN OF	131,200

COUNTY	CITY OR TOWN	EXCLUDED VALUE
DAKOTA	COATES CITY OF	32,400
DAKOTA	DOUGLAS TOWN OF	122,000
DAKOTA	EAGAN CITY OF	369,900
DAKOTA	EMPIRE TOWN OF	129,600
DAKOTA	EUREKA TOWN OF	192,200
DAKOTA	FARMINGTON CITY OF	532,500
DAKOTA	GREENVALE TOWN OF	140,800
DAKOTA	HAMPTON CITY OF	34,700
DAKOTA	HAMPTON TOWN OF	22,000
DAKOTA	HASTINGS CITY OF	1,119,500
DAKOTA	INVER GROVE HT CITY	685,100
DAKOTA	LAKEVILLE CITY OF	425,900
DAKOTA	MARSHAN TOWN OF	110,200
DAKOTA	MENDOTA CITY OF	7,700
DAKOTA	MENDOTA HEIGHTS CITY OF	1,135,200
DAKOTA	MIESVILLE CITY OF	25,600
DAKOTA	NEW TRIER CITY OF	11,900
DAKOTA	NININGER TOWN OF	74,700
DAKOTA	RANDOLPH CITY OF	19,200
DAKOTA	RANDOLPH TOWN OF	35,700
DAKOTA	RAVENNA TOWN OF	73,700
DAKOTA	ROSEMOUNT CITY OF	194,900
DAKOTA	SCIOTA TOWN OF	37,900
DAKOTA	SOUTH ST PAUL CITY OF	2,294,500
DAKOTA	SUNFISH LAKE CITY OF	30,300
DAKOTA	VERMILLION CITY OF	91,600
DAKOTA	VERMILLION TOWN OF	191,900
DAKOTA	WATERFORD TOWN OF	61,100
DAKOTA	WEST ST PAUL CITY OF	1,763,400
DAKOTA Total		10,473,100
DODGE	ASHLAND TOWN OF	266,200
DODGE	CANISTEO TOWN OF	260,300
DODGE	CLAREMONT CITY OF	104,900
DODGE	CLAREMONT TOWN OF	156,500
DODGE	CONCORD TOWN OF	169,900
DODGE	DODGE CENTER CITY OF	300,500
DODGE	ELLINGTON TOWN OF	168,300
DODGE	HAYFIELD CITY OF	175,400
DODGE	HAYFIELD TOWN OF	191,300
DODGE	KASSON CITY OF	224,900
DODGE	MANTORVILLE CITY OF	158,300
DODGE	MANTORVILLE TOWN OF	352,000
DODGE	MILTON TOWN OF	222,800
DODGE	RIPLEY TOWN OF	99,700
DODGE	VERNON TOWN OF	350,200
DODGE	WASIOJA TOWN OF	159,400
DODGE	WEST CONCORD CITY OF	201,000
DODGE	WESTFIELD TOWN OF	115,400
DODGE Total		3,677,000
DOUGLAS	ALEXANDRIA CITY OF	981,100
DOUGLAS	ALEXANDRIA TOWN OF	173,700
DOUGLAS	BELLE RIVER TOWN OF	125,400

COUNTY	CITY OR TOWN	EXCLUDED VALUE
DOUGLAS	BRANDON CITY OF	92,900
DOUGLAS	BRANDON TOWN OF	71,600
DOUGLAS	CARLOS CITY OF	121,500
DOUGLAS	CARLOS TOWN OF	37,700
DOUGLAS	EVANSVILLE CITY OF	76,400
DOUGLAS	EVANSVILLE TOWN OF	184,800
DOUGLAS	FORADA CITY OF	37,500
DOUGLAS	GARFIELD CITY OF	46,500
DOUGLAS	HOLMES CITY TOWN OF	116,300
DOUGLAS	HUDSON TOWN OF	109,800
DOUGLAS	IDA TOWN OF	164,200
DOUGLAS	KENSINGTON CITY OF	34,000
DOUGLAS	LAGRAND TOWN OF	85,500
DOUGLAS	LAKE MARY TOWN OF	22,700
DOUGLAS	LEAF VALLEY TOWN OF	184,800
DOUGLAS	LUND TOWN OF	123,600
DOUGLAS	MILLERVILLE TOWN OF	69,300
DOUGLAS	MILTONA CITY OF	27,800
DOUGLAS	MILTONA TOWN OF	160,400
DOUGLAS	MOE TOWN OF	83,800
DOUGLAS	NELSON CITY OF	30,200
DOUGLAS	ORANGE TOWN OF	35,100
DOUGLAS	OSAKIS CITY OF	444,400
DOUGLAS	OSAKIS TOWN OF	49,400
DOUGLAS	SOLEM TOWN OF	23,700
DOUGLAS	SPRUCE HILL TOWN OF	52,200
DOUGLAS	URNES TOWN OF	48,100
DOUGLAS Total		3,814,400
FARIBAULT	BARBER TOWN OF	36,700
FARIBAULT	BLUE EARTH CITY OF	176,600
FARIBAULT	BLUE EARTH TOWN OF	38,500
FARIBAULT	BRICELYN CITY OF	5,800
FARIBAULT	CLARK TOWN OF	12,500
FARIBAULT	DELAVAN CITY OF	18,200
FARIBAULT	DELAVAN TOWN OF	25,000
FARIBAULT	DUNBAR TOWN OF	36,400
FARIBAULT	EASTON CITY OF	6,400
FARIBAULT	ELMORE CITY OF	4,700
FARIBAULT	EMERALD TOWN OF	11,900
FARIBAULT	FROST CITY OF	3,800
FARIBAULT	KIESTER TOWN OF	16,700
FARIBAULT	LURA TOWN OF	32,900
FARIBAULT	MINN LAKE TOWN OF	25,800
FARIBAULT	PILOT GROVE TOWN OF	50,000
FARIBAULT	PRESCOTT TOWN OF	55,200
FARIBAULT	ROME TOWN OF	81,400
FARIBAULT	SEELY TOWN OF	8,200
FARIBAULT	WALNUT LAKE TOWN OF	50,000
FARIBAULT	WELLS CITY OF	202,100
FARIBAULT	WINNEBAGO CITY OF	20,600
FARIBAULT	WINNEBAGO TOWN OF	54,500
FARIBAULT Total		973,900

COUNTY	CITY OR TOWN	EXCLUDED VALUE
FILLMORE	AMHERST TOWN OF	197,000
FILLMORE	ARENDAHL TOWN OF	183,900
FILLMORE	BEAVER TOWN OF	82,400
FILLMORE	BLOOMFIELD TOWN OF	123,000
FILLMORE	BRISTOL TOWN OF	96,700
FILLMORE	CANTON CITY OF	45,200
FILLMORE	CANTON TOWN OF	146,000
FILLMORE	CARIMONA TOWN OF	54,700
FILLMORE	CARROLTON TOWN OF	157,700
FILLMORE	CHATFIELD CITY OF	204,100
FILLMORE	CHATFIELD TOWN OF	76,300
FILLMORE	FILLMORE TOWN OF	293,600
FILLMORE	FORESTVILLE TOWN OF	217,800
FILLMORE	FOUNTAIN CITY OF	155,300
FILLMORE	FOUNTAIN TOWN OF	163,900
FILLMORE	HARMONY CITY OF	139,000
FILLMORE	HARMONY TOWN OF	199,800
FILLMORE	HOLT TOWN OF	156,700
FILLMORE	JORDON TOWN OF	108,900
FILLMORE	LANESBORO CITY OF	188,400
FILLMORE	MABEL CITY OF	17,500
FILLMORE	NEWBURG TOWN OF	222,100
FILLMORE	NORWAY TOWN OF	194,200
FILLMORE	OSTRANDER CITY OF	31,600
FILLMORE	PETERSON CITY OF	109,600
FILLMORE	PILOT MOUND TOWN OF	90,200
FILLMORE	PREBLE TOWN OF	56,100
FILLMORE	PRESTON CITY OF	275,300
FILLMORE	PRESTON TOWN OF	173,900
FILLMORE	RUSHFORD CITY OF	596,500
FILLMORE	RUSHFORD VILLAGE CITY OF	196,600
FILLMORE	SPRING VALLEY CITY OF	257,100
FILLMORE	SPRING VALLEY TOWN OF	141,700
FILLMORE	SUMNER TOWN OF	74,400
FILLMORE	WHALAN CITY OF	6,900
FILLMORE	WYKOFF CITY OF	149,300
FILLMORE	YORK TOWN OF	244,400
FILLMORE Total		5,827,800
FREEBORN	ALBERT LEA CITY OF	2,072,800
FREEBORN	ALBERT LEA TOWN OF	289,500
FREEBORN	ALDEN CITY OF	243,400
FREEBORN	ALDEN TOWN OF	41,200
FREEBORN	BANCROFT TOWN OF	111,600
FREEBORN	BATH TOWN OF	18,800
FREEBORN	CARLSTON TOWN OF	7,000
FREEBORN	CLARKS GROVE CITY OF	139,500
FREEBORN	CONGER CITY OF	33,400
FREEBORN	EMMONS CITY OF	100,000
FREEBORN	FREEBORN CITY OF	33,600
FREEBORN	FREEBORN TOWN OF	48,200
FREEBORN	FREEMAN TOWN OF	28,800
FREEBORN	GENEVA CITY OF	18,100
FREEBORN	GENEVA TOWN OF	5,500

COUNTY	CITY OR TOWN	EXCLUDED VALUE
FREEBORN	GLENVILLE CITY OF	188,600
FREEBORN	HARTLAND CITY OF	66,800
FREEBORN	HARTLAND TOWN OF	67,100
FREEBORN	HAYWARD CITY OF	29,400
FREEBORN	HAYWARD TOWN OF	40,000
FREEBORN	HOLLANDALE CITY OF	93,000
FREEBORN	LONDON TOWN OF	50,600
FREEBORN	MANCHESTER CITY OF	5,700
FREEBORN	MANCHESTER TOWN OF	193,300
FREEBORN	MANSFIELD TOWN OF	32,800
FREEBORN	MOSCOW TOWN OF	31,300
FREEBORN	NEWRY TOWN OF	109,200
FREEBORN	NUNDA TOWN OF	43,200
FREEBORN	PICKEREL LAKE TOWN OF	95,900
FREEBORN	SHELL ROCK TOWN OF	90,200
FREEBORN Total		4,328,500
GOODHUE	BELLE CREEK TOWN OF	223,500
GOODHUE	BELLECHESTER CITY OF	19,800
GOODHUE	BELVIDERE TOWN OF	247,300
GOODHUE	CANNON FALLS CITY OF	449,700
GOODHUE	CANNON FALLS TOWN OF	224,100
GOODHUE	CHERRY GROVE TOWN OF	225,200
GOODHUE	DENNISON CITY OF	105,100
GOODHUE	FEATHERSTONE TOWN OF	208,100
GOODHUE	FLORENCE TOWN OF	602,600
GOODHUE	GOODHUE CITY OF	233,200
GOODHUE	GOODHUE TOWN OF	213,700
GOODHUE	HAY CREEK TOWN OF	323,600
GOODHUE	HOLDEN TOWN OF	386,300
GOODHUE	KENYON CITY OF	565,700
GOODHUE	KENYON TOWN OF	249,900
GOODHUE	LAKE CITY CITY OF	2,100
GOODHUE	LEON TOWN OF	727,400
GOODHUE	MINNEOLA TOWN OF	294,900
GOODHUE	PINE ISLAND CITY OF	488,300
GOODHUE	PINE ISLAND TOWN OF	467,900
GOODHUE	RED WING CITY OF	3,837,400
GOODHUE	ROSCOE TOWN OF	289,400
GOODHUE	STANTON TOWN OF	429,400
GOODHUE	VASA TOWN OF	391,200
GOODHUE	WACOUTA TOWN OF	73,100
GOODHUE	WANAMINGO CITY OF	173,900
GOODHUE	WANAMINGO TOWN OF	383,700
GOODHUE	WARSAW TOWN OF	255,000
GOODHUE	WELCH TOWN OF	252,800
GOODHUE	ZUMBROTA CITY OF	788,800
GOODHUE	ZUMBROTA TOWN OF	314,900
GOODHUE Total		13,448,000
GRANT	ASHBY CITY OF	260,000
GRANT	BARRETT CITY OF	113,000
GRANT	DELAWARE TOWN OF	28,700
GRANT	ELBOW LAKE CITY OF	387,100

COUNTY	CITY OR TOWN	EXCLUDED VALUE
GRANT	ELBOW LAKE TOWN OF	41,800
GRANT	ELK LAKE TOWN OF	287,500
GRANT	ERDAHL TOWN OF	119,000
GRANT	HERMAN CITY OF	109,800
GRANT	HOFFMAN CITY OF	90,500
GRANT	LAND TOWN OF	67,300
GRANT	LAWRENCE TOWN OF	22,300
GRANT	LIEN TOWN OF	39,200
GRANT	LOGAN TOWN OF	126,200
GRANT	MACSVILLE TOWN OF	36,300
GRANT	NORCROSS CITY OF	19,100
GRANT	NORTH OTTAWA TOWN OF	22,800
GRANT	PELICAN LAKE TOWN OF	118,400
GRANT	POMME DE TERRE TOWN OF	23,000
GRANT	ROSEVILLE TOWN OF	9,800
GRANT	SANFORD TOWN OF	145,900
GRANT	STONY BROOK TOWN OF	175,400
GRANT	WENDELL CITY OF	185,200
GRANT Total		2,428,300
HENNEPIN	BLOOMINGTON CITY OF	2,272,200
HENNEPIN	BROOKLYN CENTER CITY OF	918,400
HENNEPIN	BROOKLYN PARK CITY OF	820,500
HENNEPIN	CHAMPLIN CITY OF	315,300
HENNEPIN	CORCORAN CITY OF	426,300
HENNEPIN	CRYSTAL CITY OF	1,101,700
HENNEPIN	DAYTON CITY OF	119,600
HENNEPIN	DEEPHAVEN CITY OF	2,872,500
HENNEPIN	EDEN PRAIRIE CITY OF	119,100
HENNEPIN	EDINA CITY OF	4,932,200
HENNEPIN	EXCELSIOR CITY OF	1,240,700
HENNEPIN	GOLDEN VALLEY CITY OF	2,139,800
HENNEPIN	GREENFIELD CITY OF	370,300
HENNEPIN	GREENWOOD CITY OF	420,800
HENNEPIN	HASSAN TOWN OF	82,800
HENNEPIN	HOPKINS CITY OF	1,581,700
HENNEPIN	INDEPENDENCE CITY OF	604,200
HENNEPIN	LONG LAKE CITY OF	20,000
HENNEPIN	LORETTO CITY OF	21,700
HENNEPIN	MAPLE GROVE CITY OF	341,200
HENNEPIN	MAPLE PLAIN CITY OF	211,400
HENNEPIN	MEDICINE LAKE CITY OF	47,500
HENNEPIN	MEDINA CITY OF	240,700
HENNEPIN	MINNEAPOLIS CITY OF	92,509,045
HENNEPIN	MINNETONKA BEACH CITY OF	166,900
HENNEPIN	MINNETONKA CITY OF	5,738,200
HENNEPIN	MINNETRISTA CITY OF	640,300
HENNEPIN	MOUND CITY OF	2,066,000
HENNEPIN	NEW HOPE CITY OF	190,100
HENNEPIN	ORONO CITY OF	1,304,300
HENNEPIN	OSSEO CITY OF	96,700
HENNEPIN	PLYMOUTH CITY OF	1,486,200
HENNEPIN	RICHFIELD CITY OF	3,369,500
HENNEPIN	ROBBINSDALE CITY OF	619,800

COUNTY	CITY OR TOWN	EXCLUDED VALUE
HENNEPIN	SHOREWOOD CITY OF	1,301,200
HENNEPIN	SPRING PARK CITY OF	143,000
HENNEPIN	ST ANTHONY CITY OF	373,300
HENNEPIN	ST BONIFACIUS CITY OF	74,900
HENNEPIN	ST LOUIS PARK CITY OF	6,662,800
HENNEPIN	TONKA BAY CITY OF	455,700
HENNEPIN	WAYZATA CITY OF	1,521,200
HENNEPIN	WOODLAND CITY OF	245,300
HENNEPIN Total		140,185,045
HOUSTON	BLACK HAMMER TOWN OF	359,000
HOUSTON	BROWNSVILLE CITY OF	491,500
HOUSTON	BROWNSVILLE TOWN OF	120,000
HOUSTON	CALEDONIA CITY OF	1,017,900
HOUSTON	CALEDONIA TOWN OF	463,500
HOUSTON	CROOKED CREEK TOWN OF	164,300
HOUSTON	EITZEN CITY OF	68,300
HOUSTON	HOKAH CITY OF	419,100
HOUSTON	HOKAH TOWN OF	209,100
HOUSTON	HOUSTON CITY OF	209,900
HOUSTON	HOUSTON TOWN OF	284,900
HOUSTON	JEFFERSON TOWN OF	98,500
HOUSTON	LACRESCENT CITY OF	859,500
HOUSTON	LACRESCENT TOWN OF	388,200
HOUSTON	MAYVILLE TOWN OF	190,900
HOUSTON	MONEY CREEK TOWN OF	478,100
HOUSTON	MOUND PRAIRIE TOWN OF	212,100
HOUSTON	SHELDON TOWN OF	262,600
HOUSTON	SPRING GROVE CITY OF	634,900
HOUSTON	SPRING GROVE TOWN OF	437,400
HOUSTON	UNION TOWN OF	194,300
HOUSTON	WILMINGTON TOWN OF	460,000
HOUSTON	WINNEBAGO TOWN OF	192,800
HOUSTON	YUCATAN TOWN OF	398,100
HOUSTON Total		8,614,900
HUBBARD	ARAGO TOWN OF	6,600
HUBBARD	BADOURA TOWN OF	9,800
HUBBARD	CLOVER TOWN OF	26,600
HUBBARD	CROW WING LAKE TOWN OF	10,700
HUBBARD	FARDEN TOWN OF	54,200
HUBBARD	FERN TOWN OF	15,800
HUBBARD	GUTHRIE TOWN OF	6,000
HUBBARD	HART LAKE TOWN OF	62,300
HUBBARD	HELGA TOWN OF	62,600
HUBBARD	HENRIETTA TOWN OF	129,100
HUBBARD	HUBBARD TOWN OF	44,900
HUBBARD	LAKE EMMA TOWN OF	17,700
HUBBARD	LAKE HATTIE TOWN OF	50,000
HUBBARD	LAKEPORT TOWN OF	2,800
HUBBARD	LAPORTE CITY OF	3,100
HUBBARD	MANTRAP TOWN OF	25,000
HUBBARD	NEVIS CITY OF	13,600
HUBBARD	NEVIS TOWN OF	50,000

COUNTY	CITY OR TOWN	EXCLUDED VALUE
HUBBARD	PARK RAPIDS CITY OF	276,900
HUBBARD	STEAMBOAT RIVER TOWN OF	19,500
HUBBARD	THORPE TOWN OF	50,000
HUBBARD Total		937,200
ISANTI	ATHENS TOWN OF	100,800
ISANTI	BRADFORD TOWN OF	220,600
ISANTI	BRAHAM CITY OF	137,900
ISANTI	CAMBRIDGE CITY OF	159,200
ISANTI	CAMBRIDGE TOWN OF	590,000
ISANTI	DALBO TOWN OF	100,900
ISANTI	ISANTI CITY OF	199,500
ISANTI	ISANTI TOWN OF	342,600
ISANTI	MAPLE RIDGE TOWN OF	160,500
ISANTI	NORTH BRANCH TOWN OF	480,100
ISANTI	OXFORD TOWN OF	129,000
ISANTI	SPENCER BROOK TOWN OF	142,400
ISANTI	SPRING VALE TOWN OF	216,700
ISANTI	STANCHFIELD TOWN OF	214,400
ISANTI	STANFORD TOWN OF	185,200
ISANTI	WYANETT TOWN OF	340,600
ISANTI Total		3,720,400
ITASCA	BALSAM TOWN OF	4,700
ITASCA	BEARVILLE TOWN OF	1,900
ITASCA	BOVEY CITY OF	49,200
ITASCA	BOWSTRING TOWN OF	29,400
ITASCA	COHASSET CITY OF	39,700
ITASCA	COLERAINE CITY OF	126,100
ITASCA	DEER RIVER CITY OF	2,500
ITASCA	DEER RIVER TOWN OF	11,000
ITASCA	GRAND RAPIDS CITY OF	159,400
ITASCA	GRAND RAPIDS TOWN OF	71,400
ITASCA	GREENWAY TOWN OF	4,400
ITASCA	HARRIS TOWN OF	96,600
ITASCA	KEEWATIN CITY OF	4,200
ITASCA	NASHWAUK CITY OF	10,800
ITASCA	NASHWAUK TOWN OF	14,300
ITASCA	NORE TOWN OF	3,300
ITASCA	OTENEAGEN TOWN OF	13,400
ITASCA	SAGO TOWN OF	8,100
ITASCA	SAND LAKE TOWN OF	17,100
ITASCA	STOKES TOWN OF	12,000
ITASCA	TACONITE CITY OF	18,800
ITASCA	TROUT LAKE TOWN OF	13,300
ITASCA	UNORG 143-25	45,400
ITASCA	UNORG 146-27	2,100
ITASCA	UNORG 147-27	50,000
ITASCA	UNORG 54-26	50,200
ITASCA	UNORG 55-23	11,500
ITASCA	UNORG 55-27	50,000
ITASCA	UNORG 56-26	10,900
ITASCA	UNORG 59-22	25,000
ITASCA	UNORG 62-25	21,600

COUNTY	CITY OR TOWN	EXCLUDED VALUE
ITASCA	WAWINA TOWN OF	29,700
ITASCA Total		1,008,000
JACKSON	ALBA TOWN OF	13,900
JACKSON	BELMONT TOWN OF	45,500
JACKSON	CHRISTIANIA TOWN OF	58,000
JACKSON	DELAFIELD TOWN OF	35,400
JACKSON	DES MOINES TOWN OF	41,100
JACKSON	EWINGTON TOWN OF	40,600
JACKSON	HERON LAKE CITY OF	65,100
JACKSON	HERON LAKE TOWN OF	278,900
JACKSON	HUNTER TOWN OF	14,500
JACKSON	JACKSON CITY OF	66,900
JACKSON	KIMBALL TOWN OF	17,400
JACKSON	LACROSSE TOWN OF	14,400
JACKSON	LAKEFIELD CITY OF	457,000
JACKSON	MIDDLETOWN TOWN OF	71,800
JACKSON	OKABENA CITY OF	7,600
JACKSON	PETERSBURG TOWN OF	24,600
JACKSON	ROST TOWN OF	7,600
JACKSON	ROUND LAKE TOWN OF	34,200
JACKSON	SIOUX VALLEY TOWN OF	10,100
JACKSON	WEIMER TOWN OF	57,500
JACKSON	WEST HERON LAKE TOWN OF	34,900
JACKSON	WISCONSIN TOWN OF	22,000
JACKSON Total		1,419,000
KANABEC	ANN LAKE TOWN OF	47,000
KANABEC	ARTHUR TOWN OF	122,900
KANABEC	BRUNSWICK TOWN OF	195,700
KANABEC	COMFORT TOWN OF	96,500
KANABEC	FORD TOWN OF	11,100
KANABEC	GRASS LAKE TOWN OF	73,100
KANABEC	KANABEC TOWN OF	53,700
KANABEC	KNIFE LAKE TOWN OF	96,900
KANABEC	MORA CITY OF	297,900
KANABEC	PEACE TOWN OF	32,550
KANABEC	SOUTHFORK TOWN OF	32,500
KANABEC	WHITED TOWN OF	95,500
KANABEC Total		1,155,350
KANDIYOHI	ARCTANDER TOWN OF	150,400
KANDIYOHI	ATWATER CITY OF	275,400
KANDIYOHI	BLOMKEST CITY OF	18,100
KANDIYOHI	BURBANK TOWN OF	92,200
KANDIYOHI	COLFAX TOWN OF	144,500
KANDIYOHI	DOVRE TOWN OF	142,500
KANDIYOHI	EAST LAKE LILLIAN TOWN OF	61,300
KANDIYOHI	EDWARDS TOWN OF	199,100
KANDIYOHI	FAHLUN TOWN OF	66,600
KANDIYOHI	GENNESSEE TOWN OF	66,900
KANDIYOHI	GREEN LAKE TOWN OF	183,900
KANDIYOHI	HARRISON TOWN OF	223,900
KANDIYOHI	HOLLAND TOWN OF	249,100

COUNTY	CITY OR TOWN	EXCLUDED VALUE
KANDIYOHI	IRVING TOWN OF	147,700
KANDIYOHI	KANDIYOHI CITY OF	73,400
KANDIYOHI	KANDIYOHI TOWN OF	84,700
KANDIYOHI	LAKE ANDREW TOWN OF	112,000
KANDIYOHI	LAKE ELIZABETH TOWN OF	27,100
KANDIYOHI	LAKE LILLIAN CITY OF	51,800
KANDIYOHI	LAKE LILLIAN TOWN OF	71,200
KANDIYOHI	MAMRE TOWN OF	250,100
KANDIYOHI	NEW LONDON CITY OF	410,800
KANDIYOHI	NEW LONDON TOWN OF	305,800
KANDIYOHI	NORWAY LAKE TOWN OF	98,500
KANDIYOHI	PENNOCK CITY OF	53,400
KANDIYOHI	PRINSBURG CITY OF	67,800
KANDIYOHI	RAYMOND CITY OF	171,300
KANDIYOHI	ROSELAND TOWN OF	350,100
KANDIYOHI	ROSEVILLE TOWN OF	103,000
KANDIYOHI	SPICER CITY OF	245,400
KANDIYOHI	ST JOHNS TOWN OF	175,200
KANDIYOHI	SUNBURG CITY OF	18,500
KANDIYOHI	WHITEFIELD TOWN OF	302,000
KANDIYOHI	WILLMAR CITY OF	934,400
KANDIYOHI	WILLMAR TOWN OF	66,700
KANDIYOHI Total		5,994,800
KITTSO	ARVESON TOWN OF	3,600
KITTSO	CLOW TOWN OF	24,300
KITTSO	DAVIS TOWN OF	14,700
KITTSO	DEERWOOD TOWN OF	2,100
KITTSO	GRANVILLE TOWN OF	8,200
KITTSO	HALLOCK CITY OF	129,900
KITTSO	HALLOCK TOWN OF	50,400
KITTSO	JUPITER TOWN OF	14,400
KITTSO	KARLSTAD CITY OF	36,700
KITTSO	KENNEDY CITY OF	4,400
KITTSO	LANCASTER CITY OF	37,500
KITTSO	NORWAY TOWN OF	12,400
KITTSO	PERCY TOWN OF	13,600
KITTSO	POPPLTON TOWN OF	9,300
KITTSO	SKANE TOWN OF	12,600
KITTSO	SVEA TOWN OF	18,400
KITTSO	THOMPSON TOWN OF	16,000
KITTSO Total		408,500
KOOCHICHING	INTL FALLS CITY OF	10,100
KOOCHICHING	LITTLEFORK CITY OF	11,100
KOOCHICHING	UNORG #0098	10,700
KOOCHICHING Total		31,900
LAC QUI PARLE	AGASSIZ TOWN OF	18,300
LAC QUI PARLE	ARENA TOWN OF	17,700
LAC QUI PARLE	AUGUSTA TOWN OF	31,200
LAC QUI PARLE	BAXTER TOWN OF	69,500
LAC QUI PARLE	BELLINGHAM CITY OF	4,300
LAC QUI PARLE	BOYD CITY OF	32,100

COUNTY	CITY OR TOWN	EXCLUDED VALUE
LAC QUI PARLE	CAMP RELEASE TOWN OF	126,900
LAC QUI PARLE	CERRO GORDO TOWN OF	11,800
LAC QUI PARLE	DAWSON CITY OF	322,600
LAC QUI PARLE	FREELAND TOWN OF	4,300
LAC QUI PARLE	GARFIELD TOWN OF	51,000
LAC QUI PARLE	HAMLIN TOWN OF	101,500
LAC QUI PARLE	HANTHO TOWN OF	24,800
LAC QUI PARLE	LAC QUI PARLE TOWN OF	75,800
LAC QUI PARLE	LAKE SHORE TOWN OF	103,600
LAC QUI PARLE	MADISON CITY OF	98,100
LAC QUI PARLE	MADISON TOWN OF	59,100
LAC QUI PARLE	MARIETTA CITY OF	7,100
LAC QUI PARLE	MAXWELL TOWN OF	61,100
LAC QUI PARLE	MEHURIN TOWN OF	13,700
LAC QUI PARLE	NASSAU CITY OF	5,100
LAC QUI PARLE	PERRY TOWN OF	8,500
LAC QUI PARLE	PROVIDENCE TOWN OF	50,900
LAC QUI PARLE	RIVERSIDE TOWN OF	94,500
LAC QUI PARLE	TEN MILE LAKE TOWN OF	70,400
LAC QUI PARLE	WALTER TOWN OF	27,000
LAC QUI PARLE	YELLOW BANK TOWN OF	52,500
LAC QUI PARLE Total		1,543,400
LAKE	CRYSTAL BAY TOWN OF	14,600
LAKE	FALL LAKE TOWN OF	9,200
LAKE	SILVER BAY CITY OF	1,800
LAKE	SILVER CREEK TOWN OF	33,400
LAKE	TWO HARBORS CITY OF	452,200
LAKE	UNORG #2	76,500
LAKE Total		587,700
LE SUEUR	CLEVELAND CITY OF	8,400
LE SUEUR	CLEVELAND TOWN OF	195,300
LE SUEUR	CORDOVA TOWN OF	25,800
LE SUEUR	DERRYNANE TOWN OF	87,300
LE SUEUR	ELYSIAN CITY OF	60,400
LE SUEUR	ELYSIAN TOWN OF	153,300
LE SUEUR	KASOTA CITY OF	347,900
LE SUEUR	KASOTA TOWN OF	274,100
LE SUEUR	KILKENNY CITY OF	500
LE SUEUR	KILKENNY TOWN OF	121,700
LE SUEUR	LANESBURGH TOWN OF	262,700
LE SUEUR	LECENTER CITY OF	133,300
LE SUEUR	LESUEUR CITY OF	363,500
LE SUEUR	LEXINGTON TOWN OF	51,500
LE SUEUR	MONTGOMERY CITY OF	339,100
LE SUEUR	MONTGOMERY TOWN OF	27,600
LE SUEUR	NEW PRAGUE CITY OF	192,800
LE SUEUR	OTTAWA TOWN OF	88,000
LE SUEUR	SHARON TOWN OF	303,600
LE SUEUR	TYRONE TOWN OF	34,800
LE SUEUR	WASHINGTON TOWN OF	55,500
LE SUEUR	WATERVILLE CITY OF	391,200
LE SUEUR	WATERVILLE TOWN OF	186,100

COUNTY	CITY OR TOWN	EXCLUDED VALUE
LE SUEUR Total		3,704,400
LINCOLN	ALTA VISTA TOWN OF	78,300
LINCOLN	ARCO CITY OF	22,600
LINCOLN	ASH LAKE TOWN OF	127,300
LINCOLN	DIAMOND LAKE TOWN OF	350,800
LINCOLN	DRAMMEN TOWN OF	112,500
LINCOLN	HANSONVILLE TOWN OF	1,400
LINCOLN	HENDRICKS CITY OF	217,000
LINCOLN	HENDRICKS TOWN OF	73,800
LINCOLN	HOPE TOWN OF	389,900
LINCOLN	IVANHOE CITY OF	249,900
LINCOLN	LAKE BENTON CITY OF	577,700
LINCOLN	LAKE BENTON TOWN OF	45,300
LINCOLN	LAKE STAY TOWN OF	24,200
LINCOLN	LIMESTONE TOWN OF	24,200
LINCOLN	MARBLE TOWN OF	118,800
LINCOLN	MARSHFIELD TOWN OF	287,200
LINCOLN	ROYAL TOWN OF	204,600
LINCOLN	SHAOKATAN TOWN OF	75,300
LINCOLN	TYLER CITY OF	340,800
LINCOLN	VERDI TOWN OF	132,900
LINCOLN Total		3,454,500
LYON	AMIRET TOWN OF	111,600
LYON	BALATON CITY OF	304,400
LYON	CLIFTON TOWN OF	75,400
LYON	COON CREEK TOWN OF	129,700
LYON	COTTONWOOD CITY OF	499,900
LYON	CUSTER TOWN OF	108,300
LYON	EIDSVOLD TOWN OF	163,000
LYON	FAIRVIEW TOWN OF	141,800
LYON	FLORENCE CITY OF	19,200
LYON	GARVIN CITY OF	38,700
LYON	GHENT CITY OF	129,600
LYON	GRANDVIEW TOWN OF	85,700
LYON	ISLAND LAKE TOWN OF	92,800
LYON	LAKE MARSHALL TOWN OF	128,100
LYON	LUCAS TOWN OF	379,300
LYON	LYND CITY OF	171,100
LYON	LYND TOWN OF	346,000
LYON	LYONS TOWN OF	33,900
LYON	MARSHALL CITY OF	1,125,000
LYON	MINNEOTA CITY OF	598,500
LYON	MONROE TOWN OF	190,800
LYON	NORLAND TOWN OF	88,500
LYON	ROCK LAKE TOWN OF	127,600
LYON	RUSSELL CITY OF	262,400
LYON	SHELBURNE TOWN OF	79,600
LYON	SODUS TOWN OF	55,500
LYON	STANLEY TOWN OF	92,000
LYON	TAUNTON CITY OF	102,200
LYON	TRACY CITY OF	676,300
LYON	VALLERS TOWN OF	33,000

COUNTY	CITY OR TOWN	EXCLUDED VALUE
LYON	WESTERHEIM TOWN OF	84,400
LYON Total		6,474,300
MAHNOMEN	CHIEF TOWN OF	45,900
MAHNOMEN	HEIER TOWN OF	2,900
MAHNOMEN	LAGARDE TOWN OF	12,900
MAHNOMEN	MAHNOMEN CITY OF	2,400
MAHNOMEN	PEMBINA TOWN OF	56,600
MAHNOMEN	ROSEDALE TOWN OF	28,900
MAHNOMEN	WAUBUN CITY OF	12,100
MAHNOMEN Total		161,700
MARSHALL	AGDAR TOWN OF	3,100
MARSHALL	ALMA TOWN OF	28,500
MARSHALL	ALVARADO CITY OF	12,900
MARSHALL	ARGYLE CITY OF	222,600
MARSHALL	AUGSBURG TOWN OF	9,500
MARSHALL	BIG WOODS TOWN OF	29,900
MARSHALL	BLOOMER TOWN OF	60,000
MARSHALL	CEDAR TOWN OF	21,500
MARSHALL	COMO TOWN OF	2,200
MARSHALL	COMSTOCK TOWN OF	14,600
MARSHALL	EXCEL TOWN OF	46,900
MARSHALL	FOLDAHL TOWN OF	25,700
MARSHALL	HOLT CITY OF	25,400
MARSHALL	HOLT TOWN OF	36,000
MARSHALL	HUNTLY TOWN OF	8,900
MARSHALL	LINCOLN TOWN OF	24,100
MARSHALL	MARSH GROVE TOWN OF	8,800
MARSHALL	MCCREA TOWN OF	25,400
MARSHALL	MIDDLE RIVER CITY OF	72,200
MARSHALL	MIDDLE RIVER TOWN OF	11,600
MARSHALL	NELSON PARK TOWN OF	1,200
MARSHALL	NEW FOLDEN TOWN OF	46,800
MARSHALL	NEW MAINE TOWN OF	13,300
MARSHALL	NEW SOLUM TOWN OF	23,100
MARSHALL	NEWFOLDEN CITY OF	116,300
MARSHALL	OAK PARK TOWN OF	48,200
MARSHALL	OSLO CITY OF	18,300
MARSHALL	SPRUCE VALLEY TOWN OF	41,700
MARSHALL	STEPHEN CITY OF	38,700
MARSHALL	STRANDQUIST CITY OF	35,200
MARSHALL	VEGA TOWN OF	123,100
MARSHALL	VIKING CITY OF	13,100
MARSHALL	WANGER TOWN OF	44,400
MARSHALL	WARREN CITY OF	394,100
MARSHALL	WEST VALLEY TOWN OF	33,200
MARSHALL Total		1,680,500
MARTIN	CEDAR TOWN OF	10,500
MARTIN	CEYLON CITY OF	35,800
MARTIN	DUNNELL CITY OF	9,000
MARTIN	EAST CHAIN TOWN OF	141,200
MARTIN	FAIRMONT CITY OF	1,048,600

COUNTY	CITY OR TOWN	EXCLUDED VALUE
MARTIN	FAIRMONT TOWN OF	10,000
MARTIN	GALENA TOWN OF	18,800
MARTIN	GRANADA CITY OF	2,500
MARTIN	JAY TOWN OF	4,500
MARTIN	LAKE FREMONT TOWN OF	10,600
MARTIN	MANYASKA TOWN OF	24,600
MARTIN	NASHVILLE TOWN OF	7,400
MARTIN	NORTHROP CITY OF	10,000
MARTIN	PLEASANT PRAIRIE TOWN OF	73,800
MARTIN	RUTLAND TOWN OF	18,900
MARTIN	SHERBURN CITY OF	155,400
MARTIN	SILVER LAKE TOWN OF	20,800
MARTIN	TRIMONT CITY OF	162,400
MARTIN	TRUMAN CITY OF	104,700
MARTIN	WELCOME CITY OF	131,100
MARTIN	WESTFORD TOWN OF	23,400
MARTIN Total		2,024,000
MCLEOD	ACOMA TOWN OF	248,800
MCLEOD	BERGEN TOWN OF	293,500
MCLEOD	BISCAY CITY OF	95,400
MCLEOD	BROWNTON CITY OF	272,200
MCLEOD	COLLINS TOWN OF	99,800
MCLEOD	GLENCOE CITY OF	612,900
MCLEOD	GLENCOE TOWN OF	196,700
MCLEOD	HALE TOWN OF	93,200
MCLEOD	HASSAN VALLEY TOWN OF	88,700
MCLEOD	HELEN TOWN OF	182,400
MCLEOD	HUTCHINSON CITY OF	1,277,000
MCLEOD	HUTCHINSON TOWN OF	161,300
MCLEOD	LESTER PRAIRIE CITY OF	272,300
MCLEOD	LYNN TOWN OF	285,500
MCLEOD	PENN TOWN OF	96,500
MCLEOD	PLATO CITY OF	98,900
MCLEOD	RICH VALLEY TOWN OF	168,500
MCLEOD	ROUND GROVE TOWN OF	29,900
MCLEOD	SILVER LAKE CITY OF	242,800
MCLEOD	STEWART CITY OF	117,300
MCLEOD	SUMTER TOWN OF	190,000
MCLEOD	WINSTED CITY OF	255,800
MCLEOD	WINSTED TOWN OF	184,300
MCLEOD Total		5,563,700
MEEKER	ACTON TOWN OF	32,000
MEEKER	CEDAR MILLS TOWN OF	91,100
MEEKER	COLLINWOOD TOWN OF	82,200
MEEKER	COSMOS CITY OF	20,700
MEEKER	DANIELSON TOWN OF	14,300
MEEKER	DARWIN CITY OF	19,500
MEEKER	DARWIN TOWN OF	10,300
MEEKER	DASSEL CITY OF	146,400
MEEKER	DASSEL TOWN OF	179,600
MEEKER	EDEN VALLEY CITY OF	86,800
MEEKER	ELLSWORTH TOWN OF	123,800

COUNTY	CITY OR TOWN	EXCLUDED VALUE
MEEKER	FOREST CITY TOWN OF	217,500
MEEKER	FOREST PRAIRIE TOWN OF	174,500
MEEKER	GREENLEAF TOWN OF	153,300
MEEKER	GROVE CITY CITY OF	47,600
MEEKER	HARVEY TOWN OF	38,700
MEEKER	KINGSTON TOWN OF	402,400
MEEKER	LITCHFIELD CITY OF	1,234,000
MEEKER	LITCHFIELD TOWN OF	94,600
MEEKER	MANANNAH TOWN OF	84,000
MEEKER	SWEDE GROVE TOWN OF	25,300
MEEKER	UNION GROVE TOWN OF	86,700
MEEKER	WATKINS CITY OF	71,500
MEEKER Total		3,436,800
MILLE LACS	BOGUS BROOK TOWN OF	180,500
MILLE LACS	BORGHOLM TOWN OF	153,100
MILLE LACS	BRADBURY TOWN OF	22,400
MILLE LACS	DAILEY TOWN OF	28,800
MILLE LACS	EAST SIDE TOWN OF	60,000
MILLE LACS	FORESTON CITY OF	80,100
MILLE LACS	GREENBUSH TOWN OF	117,300
MILLE LACS	HAYLAND TOWN OF	45,700
MILLE LACS	ISLE CITY OF	62,200
MILLE LACS	ISLE HARBOR TOWN OF	23,500
MILLE LACS	KATHIO TOWN OF	19,000
MILLE LACS	MILACA CITY OF	183,400
MILLE LACS	MILACA TOWN OF	90,000
MILLE LACS	MILO TOWN OF	135,900
MILLE LACS	MUDGETT TOWN OF	41,400
MILLE LACS	ONAMIA CITY OF	7,800
MILLE LACS	ONAMIA TOWN OF	25,000
MILLE LACS	PAGE TOWN OF	27,200
MILLE LACS	PEASE CITY OF	12,200
MILLE LACS	PRINCETON CITY OF	32,000
MILLE LACS	PRINCETON TOWN OF	215,600
MILLE LACS	SOUTH HARBOR TOWN OF	153,400
MILLE LACS	WAHKON CITY OF	58,500
MILLE LACS Total		1,775,000
MORRISON	AGRAM TOWN OF	175,100
MORRISON	BELLE PRAIRIE TOWN OF	196,200
MORRISON	BELLEVUE TOWN OF	405,000
MORRISON	BOWLUS CITY OF	79,200
MORRISON	BUCKMAN CITY OF	43,800
MORRISON	BUCKMAN TOWN OF	178,900
MORRISON	BUH TOWN OF	93,900
MORRISON	CULDRUM TOWN OF	281,100
MORRISON	CUSHING TOWN OF	220,400
MORRISON	DARLING TOWN OF	84,500
MORRISON	ELMDALE CITY OF	86,100
MORRISON	ELMDALE TOWN OF	386,500
MORRISON	FLENSBURG CITY OF	167,200
MORRISON	GENOLA CITY OF	28,500
MORRISON	GRANITE TOWN OF	225,200

COUNTY	CITY OR TOWN	EXCLUDED VALUE
MORRISON	GREEN PRAIRIE TOWN OF	221,600
MORRISON	HARDING CITY OF	13,700
MORRISON	HILLMAN CITY OF	28,800
MORRISON	HILLMAN TOWN OF	92,500
MORRISON	LAKIN TOWN OF	238,400
MORRISON	LASTRUP CITY OF	47,400
MORRISON	LEIGH TOWN OF	98,900
MORRISON	LITTLE FALLS CITY OF	1,621,500
MORRISON	LITTLE FALLS TOWN OF	177,300
MORRISON	MORRILL TOWN OF	199,700
MORRISON	MOTLEY CITY OF	43,600
MORRISON	MOTLEY TOWN OF	14,800
MORRISON	MT MORRIS TOWN OF	20,600
MORRISON	PARKER TOWN OF	206,500
MORRISON	PIERZ CITY OF	271,400
MORRISON	PIERZ TOWN OF	286,500
MORRISON	PIKE CREEK TOWN OF	307,100
MORRISON	PLATTE TOWN OF	31,200
MORRISON	PULASKI TOWN OF	222,200
MORRISON	RANDALL CITY OF	23,400
MORRISON	RICHARDSON TOWN OF	226,900
MORRISON	RIPLEY TOWN OF	354,100
MORRISON	ROISING TOWN OF	88,100
MORRISON	ROYALTON CITY OF	293,900
MORRISON	SCANDIA VALLEY TOWN OF	168,600
MORRISON	SOBIESKI CITY OF	51,100
MORRISON	SWAN RIVER TOWN OF	376,900
MORRISON	SWANVILLE CITY OF	201,200
MORRISON	SWANVILLE TOWN OF	169,100
MORRISON	TWO RIVERS TOWN OF	352,700
MORRISON	UPSALA CITY OF	205,800
MORRISON Total		9,307,100
MOWER	ADAMS CITY OF	115,100
MOWER	ADAMS TOWN OF	155,100
MOWER	AUSTIN CITY OF	2,538,300
MOWER	AUSTIN TOWN OF	206,400
MOWER	BENNINGTON TOWN OF	36,300
MOWER	BROWNSDALE CITY OF	78,100
MOWER	CLAYTON TOWN OF	13,700
MOWER	DEXTER CITY OF	35,700
MOWER	DEXTER TOWN OF	22,800
MOWER	ELKTON CITY OF	14,800
MOWER	FRANKFORD TOWN OF	113,300
MOWER	GRAND MEADOW CITY OF	112,800
MOWER	GRAND MEADOW TOWN OF	147,500
MOWER	LANSING TOWN OF	444,200
MOWER	LEROY CITY OF	110,900
MOWER	LEROY TOWN OF	57,300
MOWER	LODI TOWN OF	69,800
MOWER	LYLE CITY OF	72,400
MOWER	LYLE TOWN OF	91,500
MOWER	MAPLEVIEW CITY OF	4,600
MOWER	MARSHALL TOWN OF	20,400

COUNTY	CITY OR TOWN	EXCLUDED VALUE
MOWER	NEVADA TOWN OF	138,300
MOWER	PLEASANT VALLEY TOWN OF	101,000
MOWER	RACINE CITY OF	24,200
MOWER	RACINE TOWN OF	52,700
MOWER	RED ROCK TOWN OF	391,700
MOWER	ROSE CREEK CITY OF	41,400
MOWER	SARGEANT CITY OF	24,800
MOWER	SARGEANT TOWN OF	23,500
MOWER	TAOPI CITY OF	3,100
MOWER	UDOLPHO TOWN OF	297,800
MOWER	WALTHAM CITY OF	26,700
MOWER	WALTHAM TOWN OF	76,400
MOWER	WINDOM TOWN OF	62,900
MOWER Total		5,725,500
MURRAY	AVOCA CITY OF	19,500
MURRAY	BELFAST TOWN OF	118,000
MURRAY	BONDIN TOWN OF	163,800
MURRAY	CAMERON TOWN OF	61,900
MURRAY	CHANARAMBIE TOWN OF	72,900
MURRAY	CHANDLER CITY OF	36,500
MURRAY	CURRIE CITY OF	49,600
MURRAY	DES MOINES RIVER TOWN OF	118,500
MURRAY	DOVRAY TOWN OF	84,300
MURRAY	ELLSBOROUGH TOWN OF	54,100
MURRAY	FENTON TOWN OF	14,100
MURRAY	FULDA CITY OF	205,100
MURRAY	HADLEY CITY OF	54,800
MURRAY	HOLLY TOWN OF	93,300
MURRAY	IONA CITY OF	55,200
MURRAY	IONA TOWN OF	128,600
MURRAY	LAKE SARAH TOWN OF	248,700
MURRAY	LAKE WILSON CITY OF	46,000
MURRAY	LEEDS TOWN OF	29,200
MURRAY	LIME LAKE TOWN OF	66,400
MURRAY	LOWVILLE TOWN OF	47,500
MURRAY	MASON TOWN OF	38,400
MURRAY	MOULTON TOWN OF	76,300
MURRAY	MURRAY TOWN OF	77,600
MURRAY	SHETEK TOWN OF	45,700
MURRAY	SKANDIA TOWN OF	76,700
MURRAY	SLAYTON CITY OF	559,500
MURRAY	SLAYTON TOWN OF	98,300
MURRAY Total		2,740,500
NICOLLET	BELGRADE TOWN OF	286,500
NICOLLET	BERNADOTTE TOWN OF	49,700
NICOLLET	BRIGHTON TOWN OF	40,500
NICOLLET	COURTLAND CITY OF	55,200
NICOLLET	COURTLAND TOWN OF	123,100
NICOLLET	GRANBY TOWN OF	64,100
NICOLLET	LAFAYETTE CITY OF	191,100
NICOLLET	LAFAYETTE TOWN OF	67,900
NICOLLET	LAKE PRAIRIE TOWN OF	124,900

COUNTY	CITY OR TOWN	EXCLUDED VALUE
NICOLLET	NEW SWEDEN TOWN OF	134,100
NICOLLET	NICOLLET CITY OF	150,400
NICOLLET	NICOLLET TOWN OF	117,600
NICOLLET	NORTH MANKATO CITY OF	848,600
NICOLLET	OSHAWA TOWN OF	280,100
NICOLLET	RIDGELY TOWN OF	134,200
NICOLLET	ST PETER CITY OF	2,067,300
NICOLLET	TRAVERSE TOWN OF	45,600
NICOLLET	WEST NEWTON TOWN OF	56,200
NICOLLET Total		4,837,100
NOBLES	ADRIAN CITY OF	343,900
NOBLES	BIGELOW CITY OF	38,300
NOBLES	BIGELOW TOWN OF	62,800
NOBLES	BLOOM TOWN OF	47,600
NOBLES	BREWSTER CITY OF	175,900
NOBLES	DEWALD TOWN OF	191,300
NOBLES	DUNDEE CITY OF	50,500
NOBLES	ELK TOWN OF	129,400
NOBLES	ELLSWORTH CITY OF	200,100
NOBLES	GRAHAM LAKES TOWN OF	132,200
NOBLES	GRAND PRAIRIE TOWN OF	120,800
NOBLES	HERSEY TOWN OF	138,100
NOBLES	INDIAN LAKE TOWN OF	101,800
NOBLES	LARKIN TOWN OF	49,900
NOBLES	LEOTA TOWN OF	121,300
NOBLES	LISMORE CITY OF	149,100
NOBLES	LISMORE TOWN OF	39,000
NOBLES	LITTLE ROCK TOWN OF	114,900
NOBLES	LORAIN TOWN OF	96,300
NOBLES	OLNEY TOWN OF	119,100
NOBLES	RANSOM TOWN OF	150,200
NOBLES	ROUND LAKE CITY OF	37,800
NOBLES	RUSHMORE CITY OF	101,900
NOBLES	SEWARD TOWN OF	155,300
NOBLES	SUMMIT LAKE TOWN OF	101,100
NOBLES	WESTSIDE TOWN OF	89,000
NOBLES	WILMONT CITY OF	96,800
NOBLES	WILMONT TOWN OF	75,900
NOBLES	WORTHINGTON CITY OF	1,179,000
NOBLES	WORTHINGTON TOWN OF	231,900
NOBLES Total		4,641,200
NORMAN	ADA CITY OF	59,800
NORMAN	ANTHONY TOWN OF	6,700
NORMAN	BEAR PARK TOWN OF	31,400
NORMAN	FLOM TOWN OF	47,500
NORMAN	FOSSUM TOWN OF	47,100
NORMAN	GARY CITY OF	90,800
NORMAN	GOOD HOPE TOWN OF	11,600
NORMAN	GREEN MEADOW TOWN OF	15,200
NORMAN	HALSTAD CITY OF	93,500
NORMAN	HALSTAD TOWN OF	6,200
NORMAN	HEGNE TOWN OF	37,800

COUNTY	CITY OR TOWN	EXCLUDED VALUE
NORMAN	HENDRUM CITY OF	9,900
NORMAN	HENDRUM TOWN OF	16,200
NORMAN	HOME LAKE TOWN OF	51,500
NORMAN	LAKE IDA TOWN OF	12,700
NORMAN	LEE TOWN OF	37,400
NORMAN	MARY TOWN OF	9,200
NORMAN	MCDONALDSVILLE TOWN OF	36,100
NORMAN	ROCKWELL TOWN OF	6,400
NORMAN	SHELLY CITY OF	41,400
NORMAN	SHELLY TOWN OF	42,100
NORMAN	SUNDAL TOWN OF	41,700
NORMAN	TWIN VALLEY CITY OF	23,300
NORMAN	WILD RICE TOWN OF	96,700
NORMAN	WINCHESTER TOWN OF	7,500
NORMAN Total		879,700
OLMSTED	BYRON CITY OF	34,500
OLMSTED	CASCADE TOWN OF	106,600
OLMSTED	CHATFIELD CITY OF	82,800
OLMSTED	DOVER CITY OF	55,700
OLMSTED	DOVER TOWN OF	101,200
OLMSTED	ELMIRA TOWN OF	157,700
OLMSTED	EYOTA CITY OF	71,000
OLMSTED	EYOTA TOWN OF	232,400
OLMSTED	FARMINGTON TOWN OF	18,800
OLMSTED	HAVERHILL TOWN OF	236,000
OLMSTED	HIGH FOREST TOWN OF	297,900
OLMSTED	KALMAR TOWN OF	263,600
OLMSTED	MARION TOWN OF	328,400
OLMSTED	NEW HAVEN TOWN OF	346,600
OLMSTED	ORION TOWN OF	223,200
OLMSTED	ORONOCO CITY OF	148,800
OLMSTED	ORONOCO TOWN OF	150,900
OLMSTED	PLEASANT GROVE TOWN OF	294,300
OLMSTED	QUINCY TOWN OF	147,500
OLMSTED	ROCHESTER CITY OF	1,890,000
OLMSTED	ROCHESTER TOWN OF	83,300
OLMSTED	ROCK DELL TOWN OF	132,500
OLMSTED	SALEM TOWN OF	203,900
OLMSTED	STEWARTVILLE CITY OF	406,500
OLMSTED	VIOLA TOWN OF	243,600
OLMSTED Total		6,257,700
OTTER TAIL	AASTAD TOWN OF	190,200
OTTER TAIL	AMOR TOWN OF	216,100
OTTER TAIL	AURDAL TOWN OF	237,500
OTTER TAIL	BATTLE LAKE CITY OF	394,200
OTTER TAIL	BLOWERS TOWN OF	105,100
OTTER TAIL	BLUFFTON CITY OF	93,700
OTTER TAIL	BLUFFTON TOWN OF	47,900
OTTER TAIL	BUSE TOWN OF	206,000
OTTER TAIL	BUTLER TOWN OF	46,300
OTTER TAIL	CANDOR TOWN OF	155,000
OTTER TAIL	CARLISLE TOWN OF	57,900

COUNTY	CITY OR TOWN	EXCLUDED VALUE
OTTER TAIL	CLITHERALL CITY OF	132,900
OTTER TAIL	CLITHERALL TOWN OF	111,500
OTTER TAIL	COMPTON TOWN OF	296,800
OTTER TAIL	CORLISS TOWN OF	169,300
OTTER TAIL	DALTON CITY OF	84,400
OTTER TAIL	DANE PRAIRIE TOWN OF	459,500
OTTER TAIL	DEAD LAKE TOWN OF	104,300
OTTER TAIL	DEER CREEK CITY OF	121,800
OTTER TAIL	DEER CREEK TOWN OF	125,000
OTTER TAIL	DENT CITY OF	18,500
OTTER TAIL	DORA TOWN OF	179,300
OTTER TAIL	DUNN TOWN OF	33,400
OTTER TAIL	EAGLE LAKE TOWN OF	113,500
OTTER TAIL	EASTERN TOWN OF	123,400
OTTER TAIL	EDNA TOWN OF	162,000
OTTER TAIL	EFFINGTON TOWN OF	121,200
OTTER TAIL	ELIZABETH CITY OF	43,800
OTTER TAIL	ELIZABETH TOWN OF	141,200
OTTER TAIL	ELMO TOWN OF	167,000
OTTER TAIL	ERHARD CITY OF	66,400
OTTER TAIL	ERHARDS GROVE TOWN OF	179,800
OTTER TAIL	EVERTS TOWN OF	36,200
OTTER TAIL	FERGUS FALLS CITY OF	1,848,800
OTTER TAIL	FERGUS FALLS TOWN OF	233,000
OTTER TAIL	FOLDEN TOWN OF	29,900
OTTER TAIL	FRIBERG TOWN OF	212,200
OTTER TAIL	GIRARD TOWN OF	161,700
OTTER TAIL	GORMAN TOWN OF	188,300
OTTER TAIL	HENNING CITY OF	340,200
OTTER TAIL	HENNING TOWN OF	213,000
OTTER TAIL	HOBART TOWN OF	160,000
OTTER TAIL	HOMESTEAD TOWN OF	210,600
OTTER TAIL	INMAN TOWN OF	102,600
OTTER TAIL	LEAF LAKE TOWN OF	175,900
OTTER TAIL	LEAF MOUNTAIN TOWN OF	53,700
OTTER TAIL	LIDA TOWN OF	204,500
OTTER TAIL	MAINE TOWN OF	233,100
OTTER TAIL	MAPLEWOOD TOWN OF	167,300
OTTER TAIL	NEW YORK MILLS CITY OF	182,600
OTTER TAIL	NEWTON TOWN OF	157,100
OTTER TAIL	NIDAROS TOWN OF	303,100
OTTER TAIL	NORWEGIAN GROVE TOWN OF	208,000
OTTER TAIL	OAK VALLEY TOWN OF	174,200
OTTER TAIL	ORWELL TOWN OF	187,600
OTTER TAIL	OSCAR TOWN OF	201,800
OTTER TAIL	OTTERTAIL CITY OF	93,000
OTTER TAIL	OTTERTAIL TOWN OF	27,400
OTTER TAIL	OTTO TOWN OF	104,100
OTTER TAIL	PADDOCK TOWN OF	109,300
OTTER TAIL	PARKERS PRAIRIE CITY OF	408,000
OTTER TAIL	PARKERS PRAIRIE TOWN OF	212,100
OTTER TAIL	PELICAN RAPIDS CITY OF	250,300
OTTER TAIL	PELICAN TOWN OF	272,300
OTTER TAIL	PERHAM CITY OF	554,700

COUNTY	CITY OR TOWN	EXCLUDED VALUE
OTTER TAIL	PERHAM TOWN OF	213,100
OTTER TAIL	PINE LAKE TOWN OF	58,200
OTTER TAIL	RICHVILLE CITY OF	6,100
OTTER TAIL	ROTHSAY CITY OF	8,100
OTTER TAIL	RUSH LAKE TOWN OF	70,700
OTTER TAIL	SCAMBLER TOWN OF	97,300
OTTER TAIL	ST OLAF TOWN OF	376,100
OTTER TAIL	STAR LAKE TOWN OF	233,500
OTTER TAIL	SVERDRUP TOWN OF	352,100
OTTER TAIL	TORDENSKJOLD TOWN OF	99,900
OTTER TAIL	TRONDHJEM TOWN OF	125,500
OTTER TAIL	TUMULI TOWN OF	153,500
OTTER TAIL	UNDERWOOD CITY OF	229,200
OTTER TAIL	URBANK CITY OF	13,500
OTTER TAIL	VERGAS CITY OF	318,700
OTTER TAIL	VINING CITY OF	73,600
OTTER TAIL	WESTERN TOWN OF	39,100
OTTER TAIL	WOODSIDE TOWN OF	118,900
OTTER TAIL Total		15,308,600
PENNINGTON	BLACK RIVER TOWN OF	42,600
PENNINGTON	BRAY TOWN OF	18,300
PENNINGTON	CLOVER LEAF TOWN OF	42,400
PENNINGTON	DEER PARK TOWN OF	28,000
PENNINGTON	GOODRIDGE CITY OF	3,800
PENNINGTON	GOODRIDGE TOWN OF	15,000
PENNINGTON	HIGHLANDING TOWN OF	152,900
PENNINGTON	KRATKA TOWN OF	81,000
PENNINGTON	MAYFIELD TOWN OF	39,500
PENNINGTON	NORDEN TOWN OF	41,600
PENNINGTON	NORTH TOWN OF	227,700
PENNINGTON	NUMEDAL TOWN OF	8,000
PENNINGTON	REINER TOWN OF	69,600
PENNINGTON	RIVER FALLS TOWN OF	97,300
PENNINGTON	ROCKSBURY TOWN OF	215,400
PENNINGTON	SANDERS TOWN OF	69,900
PENNINGTON	SILVERTON TOWN OF	79,000
PENNINGTON	SMILEY TOWN OF	227,000
PENNINGTON	ST HILAIRE CITY OF	153,400
PENNINGTON	STAR TOWN OF	81,800
PENNINGTON	THIEF RIVER FALLS CITY OF	1,673,900
PENNINGTON	WYANDOTTE TOWN OF	4,300
PENNINGTON Total		3,372,400
PINE	ARLONE TOWN OF	22,900
PINE	ASKOV CITY OF	67,000
PINE	BARRY TOWN OF	29,500
PINE	BIRCH CREEK TOWN OF	80,600
PINE	BREMEN TOWN OF	23,900
PINE	BROOK PARK TOWN OF	17,100
PINE	BRUNO CITY OF	34,900
PINE	BRUNO TOWN OF	13,200
PINE	CHENGWATANA TOWN OF	68,900
PINE	CLOVER TOWN OF	21,400

COUNTY	CITY OR TOWN	EXCLUDED VALUE
PINE	DANFORTH TOWN OF	5,300
PINE	DELL GROVE TOWN OF	112,300
PINE	DENHAM CITY OF	2,400
PINE	FINLAYSON CITY OF	69,600
PINE	FINLAYSON TOWN OF	35,300
PINE	HINCKLEY CITY OF	124,800
PINE	HINCKLEY TOWN OF	48,800
PINE	KERRICK CITY OF	31,100
PINE	KERRICK TOWN OF	26,900
PINE	KETTLE RIVER TOWN OF	57,200
PINE	MISSION CREEK TOWN OF	9,200
PINE	NORMAN TOWN OF	10,200
PINE	PARK TOWN OF	5,200
PINE	PARTRIDGE TOWN OF	167,400
PINE	PINE CITY CITY OF	388,800
PINE	PINE CITY TOWN OF	114,000
PINE	PINE LAKE TOWN OF	70,700
PINE	POKEGAMA TOWN OF	175,900
PINE	ROCK CREEK CITY OF	127,900
PINE	ROYALTON TOWN OF	72,600
PINE	SANDSTONE CITY OF	110,300
PINE	SANDSTONE TOWN OF	55,600
PINE	STURGEON LAKE TOWN OF	35,400
PINE	WILLOW RIVER CITY OF	34,700
PINE	WINDEMERE TOWN OF	53,100
PINE Total		2,324,100
PIPESTONE	AETNA TOWN OF	100,000
PIPESTONE	ALTONA TOWN OF	49,700
PIPESTONE	BURKE TOWN OF	113,800
PIPESTONE	EDEN TOWN OF	82,800
PIPESTONE	EDGERTON CITY OF	470,500
PIPESTONE	ELMER TOWN OF	86,500
PIPESTONE	FOUNTAIN PRAIRIE TOWN OF	37,300
PIPESTONE	GRANGE TOWN OF	110,600
PIPESTONE	GRAY TOWN OF	115,700
PIPESTONE	HATFIELD CITY OF	10,800
PIPESTONE	HOLLAND CITY OF	80,400
PIPESTONE	IHLEN CITY OF	38,300
PIPESTONE	JASPER CITY OF	105,800
PIPESTONE	OSBORNE TOWN OF	63,500
PIPESTONE	PIPESTONE CITY OF	796,600
PIPESTONE	ROCK TOWN OF	79,300
PIPESTONE	RUTHTON CITY OF	170,500
PIPESTONE	SWEET TOWN OF	162,700
PIPESTONE	TROSKY CITY OF	89,800
PIPESTONE	TROY TOWN OF	256,000
PIPESTONE	WOODSTOCK CITY OF	25,100
PIPESTONE Total		3,045,700
POLK	BELTRAMI CITY OF	29,500
POLK	BRANDSVOLD TOWN OF	188,500
POLK	BRISLET TOWN OF	25,000
POLK	BYGLAND TOWN OF	23,600

COUNTY	CITY OR TOWN	EXCLUDED VALUE
POLK	CHESTER TOWN OF	37,800
POLK	CLIMAX CITY OF	25,700
POLK	COLUMBIA TOWN OF	159,000
POLK	CROOKSTON CITY OF	1,183,400
POLK	CROOKSTON TOWN OF	99,600
POLK	EAST GRAND FORKS CITY OF	165,400
POLK	ERSKINE CITY OF	178,000
POLK	ESTHER TOWN OF	10,600
POLK	FERTILE CITY OF	242,500
POLK	FISHER CITY OF	176,100
POLK	FISHER TOWN OF	13,900
POLK	FOSSTON CITY OF	265,000
POLK	GARDEN TOWN OF	145,600
POLK	GARFIELD TOWN OF	231,700
POLK	GENTILLY TOWN OF	158,000
POLK	GODFREY TOWN OF	52,700
POLK	GRAND FORKS TOWN OF	112,300
POLK	GROVE PARK-TILDEN TOWN OF	40,000
POLK	GULLY TOWN OF	24,300
POLK	HAMMOND TOWN OF	6,400
POLK	HUBBARD TOWN OF	9,300
POLK	KERTSONVILLE TOWN OF	48,300
POLK	KING TOWN OF	227,000
POLK	KNUTE TOWN OF	120,800
POLK	LENGBY CITY OF	7,800
POLK	LESSOR TOWN OF	33,500
POLK	LIBERTY TOWN OF	65,900
POLK	LOWELL TOWN OF	3,900
POLK	MCINTOSH CITY OF	244,600
POLK	MENTOR CITY OF	10,800
POLK	NESBIT TOWN OF	10,300
POLK	NIELSVILLE CITY OF	9,600
POLK	NORTHLAND TOWN OF	34,500
POLK	ONSTAD TOWN OF	56,800
POLK	QUEEN TOWN OF	38,900
POLK	ROOME TOWN OF	12,800
POLK	ROSEBUD TOWN OF	62,600
POLK	RUSSIA TOWN OF	5,000
POLK	SCANDIA TOWN OF	54,800
POLK	SULLIVAN TOWN OF	20,000
POLK	WINGER CITY OF	43,600
POLK	WOODSIDE TOWN OF	83,000
POLK Total		4,798,400
POPE	BANGOR TOWN OF	23,000
POPE	BARSNESS TOWN OF	148,700
POPE	BEN WADE TOWN OF	171,500
POPE	BLUE MOUNDS TOWN OF	239,500
POPE	CHIPPEWA FALLS TOWN OF	70,700
POPE	CYRUS CITY OF	41,400
POPE	FARWELL CITY OF	33,100
POPE	GILCHRIST TOWN OF	131,300
POPE	GLENWOOD CITY OF	713,600
POPE	GLENWOOD TOWN OF	207,900

COUNTY	CITY OR TOWN	EXCLUDED VALUE
POPE	GROVE LAKE TOWN OF	108,000
POPE	HOFF TOWN OF	15,900
POPE	LAKE JOHANNA TOWN OF	80,400
POPE	LANGHEI TOWN OF	164,500
POPE	LEVEN TOWN OF	61,800
POPE	LONG BEACH CITY OF	132,300
POPE	LOWRY CITY OF	70,200
POPE	MINNEWASKA TOWN OF	216,300
POPE	NEW PRAIRIE TOWN OF	68,700
POPE	NORA TOWN OF	113,800
POPE	RENO TOWN OF	114,400
POPE	ROLLING FORKS TOWN OF	102,500
POPE	SEDAN CITY OF	8,500
POPE	STARBUCK CITY OF	424,000
POPE	VILLARD CITY OF	131,700
POPE	WALDEN TOWN OF	90,800
POPE	WESTPORT CITY OF	31,500
POPE	WESTPORT TOWN OF	153,600
POPE	WHITE BEAR LAKE TOWN OF	399,200
POPE Total		4,268,800
RAMSEY	ARDEN HILLS CITY OF	496,000
RAMSEY	FALCON HEIGHTS CITY OF	813,800
RAMSEY	GEM LAKE CITY OF	86,100
RAMSEY	LAUDERDALE CITY OF	180,000
RAMSEY	LITTLE CANADA CITY OF	266,800
RAMSEY	MAPLEWOOD CITY OF	1,296,400
RAMSEY	MOUNDS VIEW CITY OF	701,100
RAMSEY	NEW BRIGHTON CITY OF	535,200
RAMSEY	NORTH OAKS CITY OF	62,400
RAMSEY	NORTH ST PAUL CITY OF	884,800
RAMSEY	ROSEVILLE CITY OF	2,521,900
RAMSEY	SHOREVIEW CITY OF	1,264,100
RAMSEY	SPRING LAKE PARK CITY OF	12,500
RAMSEY	ST ANTHONY CITY OF	14,800
RAMSEY	ST PAUL CITY OF	47,382,300
RAMSEY	VADNAIS HEIGHTS CITY OF	177,400
RAMSEY	WHITE BEAR LK CITY OF	2,436,200
RAMSEY	WHITE BEAR TOWN OF	1,511,800
RAMSEY Total		60,643,600
RED LAKE	BROOKS CITY OF	41,500
RED LAKE	GERVAIS TOWN OF	5,000
RED LAKE	OKLEE CITY OF	32,100
RED LAKE	PLUMMER CITY OF	18,200
RED LAKE	RED LAKE FALLS CITY OF	29,500
RED LAKE	RIVER TOWN OF	5,000
RED LAKE	TERREBONNE TOWN OF	9,900
RED LAKE Total		141,200
REDWOOD	BELVIEW CITY OF	85,400
REDWOOD	BROOKVILLE TOWN OF	194,000
REDWOOD	CHARLESTOWN TOWN OF	94,600
REDWOOD	CLEMENTS CITY OF	96,800

COUNTY	CITY OR TOWN	EXCLUDED VALUE
REDWOOD	DELHI CITY OF	33,500
REDWOOD	DELHI TOWN OF	115,000
REDWOOD	GALES TOWN OF	90,100
REDWOOD	GRANITE ROCK TOWN OF	59,500
REDWOOD	JOHNSONVILLE TOWN OF	28,900
REDWOOD	KINTIRE TOWN OF	39,700
REDWOOD	LAMBERTON CITY OF	121,600
REDWOOD	LAMBERTON TOWN OF	23,600
REDWOOD	LUCAN CITY OF	20,600
REDWOOD	MILROY CITY OF	117,900
REDWOOD	MORGAN CITY OF	113,600
REDWOOD	MORGAN TOWN OF	95,800
REDWOOD	NEW AVON TOWN OF	188,100
REDWOOD	NORTH HERO TOWN OF	77,400
REDWOOD	PAXTON TOWN OF	289,500
REDWOOD	REDWOOD FALLS CITY OF	1,196,600
REDWOOD	REDWOOD FALLS TOWN OF	132,300
REDWOOD	REVERE CITY OF	6,800
REDWOOD	SANBORN CITY OF	118,800
REDWOOD	SEAFORTH CITY OF	71,200
REDWOOD	SHERIDAN TOWN OF	48,700
REDWOOD	SHERMAN TOWN OF	110,700
REDWOOD	SPRINGDALE TOWN OF	271,900
REDWOOD	SUNDOWN TOWN OF	75,500
REDWOOD	SWEDES FOREST TOWN OF	62,500
REDWOOD	THREE LAKES TOWN OF	9,900
REDWOOD	UNDERWOOD TOWN OF	167,600
REDWOOD	VAIL TOWN OF	48,200
REDWOOD	VESTA CITY OF	66,900
REDWOOD	VESTA TOWN OF	162,100
REDWOOD	WABASSO CITY OF	126,500
REDWOOD	WALNUT GROVE CITY OF	179,700
REDWOOD	WANDA CITY OF	18,400
REDWOOD	WATERBURY TOWN OF	116,000
REDWOOD	WESTLINE TOWN OF	121,700
REDWOOD	WILLOW LAKE TOWN OF	119,100
REDWOOD Total		5,116,700
RENVILLE	BANDON TOWN OF	9,500
RENVILLE	BEAVER FALLS TOWN OF	154,900
RENVILLE	BIRCH COOLEY TOWN OF	18,600
RENVILLE	BIRD ISLAND CITY OF	469,000
RENVILLE	BIRD ISLAND TOWN OF	270,100
RENVILLE	BOON LAKE TOWN OF	225,400
RENVILLE	BROOKFIELD TOWN OF	5,000
RENVILLE	BUFFALO LAKE CITY OF	282,200
RENVILLE	CAIRO TOWN OF	117,100
RENVILLE	CAMP TOWN OF	78,900
RENVILLE	CROOKS TOWN OF	149,500
RENVILLE	DANUBE CITY OF	225,200
RENVILLE	EMMET TOWN OF	144,400
RENVILLE	ERICSON TOWN OF	75,200
RENVILLE	FAIRFAX CITY OF	94,300
RENVILLE	FLORA TOWN OF	28,800

COUNTY	CITY OR TOWN	EXCLUDED VALUE
RENVILLE	FRANKLIN CITY OF	126,300
RENVILLE	HAWK CREEK TOWN OF	115,000
RENVILLE	HECTOR CITY OF	344,400
RENVILLE	HECTOR TOWN OF	56,200
RENVILLE	HENRYVILLE TOWN OF	164,600
RENVILLE	KINGMAN TOWN OF	193,900
RENVILLE	MARTINSBURG TOWN OF	205,400
RENVILLE	MELVILLE TOWN OF	20,700
RENVILLE	MORTON CITY OF	245,600
RENVILLE	NORFOLK TOWN OF	35,200
RENVILLE	OLIVIA CITY OF	1,014,100
RENVILLE	OSCEOLA TOWN OF	193,100
RENVILLE	PALMYRA TOWN OF	72,100
RENVILLE	PRESTON LAKE TOWN OF	126,200
RENVILLE	RENVILLE CITY OF	401,400
RENVILLE	SACRED HEART CITY OF	472,900
RENVILLE	SACRED HEART TOWN OF	168,300
RENVILLE	TROY TOWN OF	312,800
RENVILLE	WANG TOWN OF	101,000
RENVILLE	WELLINGTON TOWN OF	85,700
RENVILLE	WINFIELD TOWN OF	302,800
RENVILLE Total		7,105,800
RICE	BRIDGEWATER TOWN OF	193,600
RICE	CANNON CITY TOWN OF	421,800
RICE	DUNDAS CITY OF	95,100
RICE	ERIN TOWN OF	151,400
RICE	FARIBAULT CITY OF	1,024,500
RICE	FOREST TOWN OF	97,200
RICE	LONSDALE CITY OF	171,200
RICE	MORRISTOWN CITY OF	118,900
RICE	MORRISTOWN TOWN OF	81,000
RICE	NERSTRAND CITY OF	6,000
RICE	NORTHFIELD CITY OF	1,758,600
RICE	NORTHFIELD TOWN OF	130,800
RICE	RICHLAND TOWN OF	174,800
RICE	SHIELDSVILLE TOWN OF	33,200
RICE	WALCOTT TOWN OF	84,000
RICE	WARSAW TOWN OF	161,100
RICE	WEBSTER TOWN OF	263,200
RICE	WELLS TOWN OF	281,200
RICE	WHEATLAND TOWN OF	93,500
RICE	WHEELING TOWN OF	123,600
RICE Total		5,464,700
ROCK	BATTLE PLAIN TOWN OF	32,700
ROCK	BEAVER CREEK CITY OF	109,800
ROCK	BEAVER CREEK TOWN OF	85,000
ROCK	CLINTON TOWN OF	110,000
ROCK	DENVER TOWN OF	31,700
ROCK	HARDWICK CITY OF	70,600
ROCK	HILLS CITY OF	201,100
ROCK	JASPER CITY OF	13,100
ROCK	KANARANZI TOWN OF	104,800

COUNTY	CITY OR TOWN	EXCLUDED VALUE
ROCK	KENNETH CITY OF	5,700
ROCK	LUVERNE CITY OF	1,033,400
ROCK	LUVERNE TOWN OF	202,600
ROCK	MAGNOLIA CITY OF	36,900
ROCK	MAGNOLIA TOWN OF	146,900
ROCK	MARTIN TOWN OF	371,600
ROCK	MOUND TOWN OF	70,000
ROCK	ROSE DELL TOWN OF	67,500
ROCK	SPRINGWATER TOWN OF	128,800
ROCK	STEEN CITY OF	11,000
ROCK	VIENNA TOWN OF	96,600
ROCK Total		2,929,800
ROSEAU	BADGER CITY OF	12,300
ROSEAU	BARNETT TOWN OF	4,300
ROSEAU	BARTO TOWN OF	11,300
ROSEAU	FALUN TOWN OF	7,700
ROSEAU	GREENBUSH CITY OF	15,900
ROSEAU	HEREIM TOWN OF	2,300
ROSEAU	JADIS TOWN OF	10,400
ROSEAU	LAKE TOWN OF	13,400
ROSEAU	LAONA TOWN OF	18,200
ROSEAU	MICKINOCK TOWN OF	24,800
ROSEAU	MORANVILLE TOWN OF	30,200
ROSEAU	ROSEAU CITY OF	41,900
ROSEAU	UNORG 161-37	9,600
ROSEAU	WARROAD CITY OF	134,600
ROSEAU Total		336,900
SCOTT	BELLE PLAINE CITY OF	65,500
SCOTT	BELLE PLAINE TOWN OF	123,000
SCOTT	BLAKELEY TOWN OF	49,800
SCOTT	CEDAR LAKE TOWN OF	97,100
SCOTT	CREDIT RIVER TOWN OF	38,000
SCOTT	ELKO NEW MARKET CITY OF	6,000
SCOTT	HELENA TOWN OF	8,600
SCOTT	JORDAN CITY OF	22,600
SCOTT	LOUISVILLE TOWN OF	11,500
SCOTT	NEW MARKET TOWN OF	55,800
SCOTT	NEW PRAGUE CITY OF	30,600
SCOTT	PRIOR LAKE CITY OF	123,700
SCOTT	SAND CREEK TOWN OF	68,200
SCOTT	SHAKOPEE CITY OF	101,000
SCOTT	SPRING LAKE TOWN OF	17,800
SCOTT	ST LAWRENCE TOWN OF	4,500
SCOTT Total		823,700
SHERBURNE	BALDWIN TOWN OF	6,300
SHERBURNE	BECKER TOWN OF	76,100
SHERBURNE	BIG LAKE CITY OF	164,400
SHERBURNE	BIG LAKE TOWN OF	139,800
SHERBURNE	BLUE HILL TOWN OF	81,000
SHERBURNE	CLEAR LAKE CITY OF	32,600
SHERBURNE	CLEAR LAKE TOWN OF	50,000

COUNTY	CITY OR TOWN	EXCLUDED VALUE
SHERBURNE	ELK RIVER CITY OF	187,000
SHERBURNE	HAVEN TOWN OF	97,800
SHERBURNE	LIVONIA TOWN OF	44,800
SHERBURNE	ORROCK TOWN OF	50,000
SHERBURNE	PALMER TOWN OF	100,000
SHERBURNE	SANTIAGO TOWN OF	115,400
SHERBURNE	ST CLOUD CITY OF	395,600
SHERBURNE	ZIMMERMAN CITY OF	65,100
SHERBURNE Total		1,605,900
SIBLEY	ALFSBORG TOWN OF	424,800
SIBLEY	ARLINGTON TOWN OF	305,800
SIBLEY	BISMARCK TOWN OF	200,000
SIBLEY	CORNISH TOWN OF	194,900
SIBLEY	DRYDEN TOWN OF	168,400
SIBLEY	FAXON TOWN OF	171,200
SIBLEY	GAYLORD CITY OF	972,900
SIBLEY	GIBBON CITY OF	282,300
SIBLEY	GRAFTON TOWN OF	127,500
SIBLEY	GREEN ISLE CITY OF	16,200
SIBLEY	GREEN ISLE TOWN OF	251,200
SIBLEY	HENDERSON CITY OF	228,100
SIBLEY	HENDERSON TOWN OF	173,700
SIBLEY	JESSENLAND TOWN OF	126,700
SIBLEY	KELSO TOWN OF	165,500
SIBLEY	MOLTKE TOWN OF	137,600
SIBLEY	NEW AUBURN CITY OF	54,200
SIBLEY	NEW AUBURN TOWN OF	142,800
SIBLEY	SEVERANCE TOWN OF	223,300
SIBLEY	SIBLEY TOWN OF	128,300
SIBLEY	TRANSIT TOWN OF	347,400
SIBLEY	WASHINGTON LAKE TOWN OF	345,700
SIBLEY	WINTHROP CITY OF	845,700
SIBLEY Total		6,034,200
ST LOUIS	ALBORN TOWN OF	6,500
ST LOUIS	ANGORA TOWN OF	22,800
ST LOUIS	AULT TOWN OF	10,700
ST LOUIS	AURORA CITY OF	100,300
ST LOUIS	BABBITT CITY OF	214,800
ST LOUIS	BEATTY TOWN OF	37,600
ST LOUIS	BIWABIK CITY OF	52,000
ST LOUIS	BIWABIK TOWN OF	16,400
ST LOUIS	BREITUNG TOWN OF	13,500
ST LOUIS	BREVATOR TOWN OF	83,900
ST LOUIS	BROOKSTON CITY OF	9,200
ST LOUIS	BUHL CITY OF	31,700
ST LOUIS	CANOSIA TOWN OF	71,200
ST LOUIS	CEDAR VALLEY TOWN OF	30,700
ST LOUIS	CHERRY TOWN OF	15,400
ST LOUIS	CHISHOLM CITY OF	151,700
ST LOUIS	CLINTON TOWN OF	4,800
ST LOUIS	COOK CITY OF	16,600
ST LOUIS	COTTON TOWN OF	53,200

COUNTY	CITY OR TOWN	EXCLUDED VALUE
ST LOUIS	DULUTH CITY OF	19,911,600
ST LOUIS	DULUTH TOWN OF	251,500
ST LOUIS	ELY CITY OF	1,031,800
ST LOUIS	EMBARRASS TOWN OF	59,600
ST LOUIS	EVELETH CITY OF	1,020,800
ST LOUIS	FAIRBANKS TOWN OF	11,700
ST LOUIS	FAYAL TOWN OF	61,200
ST LOUIS	FINE LAKES TOWN OF	5,700
ST LOUIS	FLOODWOOD CITY OF	12,700
ST LOUIS	FREDENBERG TOWN OF	25,000
ST LOUIS	FRENCH TOWN OF	28,600
ST LOUIS	GILBERT CITY OF	497,000
ST LOUIS	GNESEN TOWN OF	259,100
ST LOUIS	GRAND LAKE TOWN OF	126,700
ST LOUIS	GREENWOOD TOWN OF	185,700
ST LOUIS	HALDEN TOWN OF	27,900
ST LOUIS	HERMANTOWN CITY OF	742,000
ST LOUIS	HIBBING CITY OF	1,453,100
ST LOUIS	HOYT LAKES CITY OF	25,000
ST LOUIS	INDUSTRIAL TOWN OF	41,600
ST LOUIS	KABETOGAMA TOWN OF	14,600
ST LOUIS	LAKEWOOD TOWN OF	159,200
ST LOUIS	LEIDING TOWN OF	4,900
ST LOUIS	LEONIDAS CITY OF	2,500
ST LOUIS	MCDAVITT TOWN OF	29,900
ST LOUIS	MIDWAY TOWN OF	167,900
ST LOUIS	MORSE TOWN OF	42,800
ST LOUIS	MT IRON CITY OF	60,400
ST LOUIS	NEW INDEPENDENCE TOWN OF	20,100
ST LOUIS	NORMANNA TOWN OF	43,500
ST LOUIS	NORTH STAR TOWN OF	4,200
ST LOUIS	OWENS TOWN OF	33,700
ST LOUIS	PIKE TOWN OF	5,400
ST LOUIS	PROCTOR CITY OF	438,200
ST LOUIS	RICE LAKE TOWN OF	471,800
ST LOUIS	SANDY TOWN OF	13,600
ST LOUIS	SOLWAY TOWN OF	109,600
ST LOUIS	UNORG 03-ISLD LAKE	10,000
ST LOUIS	UNORG 05-CENT LAKES	69,700
ST LOUIS	UNORG 06-BIWABIK	7,700
ST LOUIS	UNORG 07-B&B ISLD	36,600
ST LOUIS	UNORG 08-MT IRON	52,000
ST LOUIS	UNORG 09-BALKAN	57,900
ST LOUIS	UNORG 10-LAKE VERM	40,900
ST LOUIS	UNORG 12-NW	17,700
ST LOUIS	VIRGINIA CITY OF	1,960,800
ST LOUIS	WHITE TOWN OF	205,300
ST LOUIS	WINTON CITY OF	11,200
ST LOUIS Total		30,813,400
STEARNS	ALBANY CITY OF	342,600
STEARNS	ALBANY TOWN OF	181,700
STEARNS	ASHLEY TOWN OF	5,700
STEARNS	AVON CITY OF	41,800

COUNTY	CITY OR TOWN	EXCLUDED VALUE
STEARNS	AVON TOWN OF	29,800
STEARNS	BELGRADE CITY OF	84,400
STEARNS	BROCKWAY TOWN OF	29,200
STEARNS	BROOTEN CITY OF	175,500
STEARNS	COLD SPRING CITY OF	7,000
STEARNS	COLLEGEVILLE TOWN OF	290,400
STEARNS	CROW LAKE TOWN OF	97,900
STEARNS	CROW RIVER TOWN OF	59,600
STEARNS	EDEN LAKE TOWN OF	308,200
STEARNS	EDEN VALLEY CITY OF	67,400
STEARNS	ELROSA CITY OF	43,000
STEARNS	FAIR HAVEN TOWN OF	161,700
STEARNS	FARMING TOWN OF	235,800
STEARNS	FREEPORT CITY OF	185,700
STEARNS	GETTY TOWN OF	118,200
STEARNS	GREENWALD CITY OF	52,000
STEARNS	GROVE TOWN OF	42,300
STEARNS	HOLDING TOWN OF	62,600
STEARNS	HOLDINGFORD CITY OF	260,100
STEARNS	KIMBALL CITY OF	142,100
STEARNS	KRAIN TOWN OF	101,200
STEARNS	LAKE GEORGE TOWN OF	50,500
STEARNS	LAKE HENRY CITY OF	73,500
STEARNS	LAKE HENRY TOWN OF	101,400
STEARNS	LESAUK TOWN OF	89,100
STEARNS	LUXEMBURG TOWN OF	141,700
STEARNS	LYNDEN TOWN OF	43,200
STEARNS	MAINE PRAIRIE TOWN OF	294,800
STEARNS	MEIRE GROVE CITY OF	69,900
STEARNS	MELROSE CITY OF	738,000
STEARNS	MELROSE TOWN OF	123,000
STEARNS	MILLWOOD TOWN OF	63,900
STEARNS	MUNSON TOWN OF	483,200
STEARNS	NEW MUNICH CITY OF	51,900
STEARNS	NORTH FORK TOWN OF	45,400
STEARNS	OAK TOWN OF	223,800
STEARNS	PAYNESVILLE CITY OF	261,300
STEARNS	PAYNESVILLE TOWN OF	375,200
STEARNS	RAYMOND TOWN OF	26,100
STEARNS	RICHMOND CITY OF	47,500
STEARNS	ROCKVILLE CITY OF	368,700
STEARNS	ROSCOE CITY OF	65,200
STEARNS	SARTELL CITY OF	17,800
STEARNS	SAUK CENTRE CITY OF	766,600
STEARNS	SAUK CENTRE TOWN OF	134,400
STEARNS	SPRING HILL CITY OF	15,700
STEARNS	SPRING HILL TOWN OF	4,300
STEARNS	ST AUGUSTA CITY OF	105,800
STEARNS	ST CLOUD CITY OF	2,250,400
STEARNS	ST JOSEPH CITY OF	13,700
STEARNS	ST JOSEPH TOWN OF	56,000
STEARNS	ST MARTIN CITY OF	14,400
STEARNS	ST MARTIN TOWN OF	12,700
STEARNS	ST STEPHEN CITY OF	71,100

COUNTY	CITY OR TOWN	EXCLUDED VALUE
STEARNS	ST WENDEL TOWN OF	35,800
STEARNS	WAITE PARK CITY OF	161,200
STEARNS	WAKEFIELD TOWN OF	281,400
STEARNS	ZION TOWN OF	127,500
STEARNS Total		10,932,000
STEELE	AURORA TOWN OF	94,600
STEELE	BERLIN TOWN OF	251,400
STEELE	BLOOMING PRAIRIE CITY OF	266,100
STEELE	BLOOMING PRAIRIE TOWN OF	307,800
STEELE	CLINTON FALLS TOWN OF	152,200
STEELE	DEERFIELD TOWN OF	158,700
STEELE	ELLENDALE CITY OF	194,700
STEELE	HAVANA TOWN OF	158,700
STEELE	LEMOND TOWN OF	217,600
STEELE	MEDFORD CITY OF	152,500
STEELE	MEDFORD TOWN OF	161,800
STEELE	MERIDEN TOWN OF	124,700
STEELE	MERTON TOWN OF	199,100
STEELE	OWATONNA CITY OF	1,989,500
STEELE	OWATONNA TOWN OF	125,000
STEELE	SOMERSET TOWN OF	412,100
STEELE	SUMMIT TOWN OF	269,800
STEELE Total		5,236,300
STEVENS	BAKER TOWN OF	29,600
STEVENS	CHOKIO CITY OF	26,200
STEVENS	DONNELLY CITY OF	81,200
STEVENS	DONNELLY TOWN OF	15,800
STEVENS	EVERGLADE TOWN OF	25,400
STEVENS	FRAMNAS TOWN OF	2,900
STEVENS	HANCOCK CITY OF	19,800
STEVENS	HORTON TOWN OF	13,600
STEVENS	MOORE TOWN OF	25,600
STEVENS	MORRIS CITY OF	429,700
STEVENS	MORRIS TOWN OF	26,100
STEVENS	PEPPER TOWN OF	48,100
STEVENS	RENSVILLE TOWN OF	1,700
STEVENS	SCOTT TOWN OF	72,100
STEVENS	SWAN LAKE TOWN OF	36,400
STEVENS Total		854,200
SWIFT	APPLETON CITY OF	213,200
SWIFT	APPLETON TOWN OF	19,400
SWIFT	BENSON CITY OF	478,700
SWIFT	BENSON TOWN OF	58,500
SWIFT	CAMP LAKE TOWN OF	42,300
SWIFT	CASHEL TOWN OF	6,200
SWIFT	CLONTARF CITY OF	5,300
SWIFT	CLONTARF TOWN OF	65,500
SWIFT	DANVERS CITY OF	33,500
SWIFT	DEGRAFF CITY OF	21,000
SWIFT	EDISON TOWN OF	22,900
SWIFT	FAIRFIELD TOWN OF	66,700

COUNTY	CITY OR TOWN	EXCLUDED VALUE
SWIFT	HAYES TOWN OF	69,000
SWIFT	HEGBERT TOWN OF	6,600
SWIFT	KERKHOVEN CITY OF	65,700
SWIFT	KERKHOVEN TOWN OF	61,700
SWIFT	KILDARE TOWN OF	103,900
SWIFT	MURDOCK CITY OF	61,300
SWIFT	PILLSBURY TOWN OF	45,000
SWIFT	SHIBLE TOWN OF	15,600
SWIFT	SIX MILE GROVE TOWN OF	10,300
SWIFT	TARA TOWN OF	4,800
SWIFT	TORNING TOWN OF	23,900
SWIFT	WEST BANK TOWN OF	49,700
SWIFT Total		<u>1,550,700</u>
TODD	BARTLETT TOWN OF	105,700
TODD	BERTHA CITY OF	45,300
TODD	BERTHA TOWN OF	123,000
TODD	BIRCHDALE TOWN OF	96,700
TODD	BROWERVILLE CITY OF	154,100
TODD	BRUCE TOWN OF	98,400
TODD	BURLEENE TOWN OF	193,500
TODD	BURNHAMVILLE TOWN OF	25,000
TODD	BURTRUM CITY OF	9,400
TODD	CLARISSA CITY OF	28,800
TODD	EAGLE BEND CITY OF	104,200
TODD	EAGLE VALLEY TOWN OF	106,200
TODD	FAWN LAKE TOWN OF	19,200
TODD	GERMANIA TOWN OF	36,800
TODD	GORDON TOWN OF	54,900
TODD	GREY EAGLE CITY OF	71,300
TODD	GREY EAGLE TOWN OF	25,000
TODD	HARTFORD TOWN OF	187,600
TODD	HEWITT CITY OF	88,200
TODD	IONA TOWN OF	111,100
TODD	KANDOTA TOWN OF	71,300
TODD	LITTLE ELK TOWN OF	800
TODD	LITTLE SAUK TOWN OF	14,200
TODD	LONG PRAIRIE CITY OF	332,200
TODD	LONG PRAIRIE TOWN OF	56,800
TODD	MORAN TOWN OF	71,000
TODD	OSAKIS CITY OF	47,600
TODD	REYNOLDS TOWN OF	76,500
TODD	ROUND PRAIRIE TOWN OF	122,600
TODD	STAPLES CITY OF	146,400
TODD	STAPLES TOWN OF	28,800
TODD	STOWE PRAIRIE TOWN OF	174,300
TODD	TURTLE CREEK TOWN OF	12,600
TODD	VILLARD TOWN OF	19,400
TODD	WARD TOWN OF	139,700
TODD	WEST UNION CITY OF	5,000
TODD	WYKEHAM TOWN OF	99,000
TODD Total		<u>3,102,600</u>
TRAVERSE	ARTHUR TOWN OF	51,400

COUNTY	CITY OR TOWN	EXCLUDED VALUE
TRAVERSE	BROWNS VALLEY CITY OF	54,900
TRAVERSE	CLIFTON TOWN OF	5,300
TRAVERSE	DOLLYMOUNT TOWN OF	8,900
TRAVERSE	DUMONT CITY OF	6,200
TRAVERSE	FOLSOM TOWN OF	38,400
TRAVERSE	LAKE VALLEY TOWN OF	6,400
TRAVERSE	LEONARDSVILLE TOWN OF	47,400
TRAVERSE	MONSON TOWN OF	77,000
TRAVERSE	PARNELL TOWN OF	5,200
TRAVERSE	REDPATH TOWN OF	6,700
TRAVERSE	TARA TOWN OF	39,900
TRAVERSE	TAYLOR TOWN OF	32,400
TRAVERSE	WALLS TOWN OF	19,800
TRAVERSE	WHEATON CITY OF	96,200
TRAVERSE	WINDSOR TOWN OF	2,400
TRAVERSE Total		498,500
WABASHA	CHESTER TOWN OF	26,900
WABASHA	ELGIN CITY OF	97,000
WABASHA	ELGIN TOWN OF	15,700
WABASHA	GILLFORD TOWN OF	20,500
WABASHA	GREENFIELD TOWN OF	94,300
WABASHA	HYDE PARK TOWN OF	46,200
WABASHA	KELLOGG CITY OF	81,600
WABASHA	LAKE CITY CITY OF	248,400
WABASHA	MAZEPPA CITY OF	38,200
WABASHA	MAZEPPA TOWN OF	73,800
WABASHA	MILLVILLE CITY OF	28,600
WABASHA	MINNEISKA CITY OF	1,900
WABASHA	PLAINVIEW CITY OF	250,100
WABASHA	PLAINVIEW TOWN OF	95,500
WABASHA	WABASHA CITY OF	156,300
WABASHA	WATOPA TOWN OF	61,000
WABASHA	ZUMBRO TOWN OF	25,300
WABASHA Total		1,361,300
WADENA	ALDRICH CITY OF	11,600
WADENA	ALDRICH TOWN OF	81,900
WADENA	BLUEBERRY TOWN OF	290,700
WADENA	LEAF RIVER TOWN OF	31,600
WADENA	MEADOW TOWN OF	12,200
WADENA	MENAHGA CITY OF	301,200
WADENA	NORTH GERMANY TOWN OF	37,400
WADENA	ORTON TOWN OF	25,500
WADENA	RED EYE TOWN OF	72,400
WADENA	ROCKWOOD TOWN OF	31,400
WADENA	SEBEKA CITY OF	26,200
WADENA	THOMASTOWN TOWN OF	6,400
WADENA	VERNDALE CITY OF	60,800
WADENA	WADENA CITY OF	139,600
WADENA	WADENA TOWN OF	168,400
WADENA	WING RIVER TOWN OF	83,200
WADENA Total		1,380,500

COUNTY	CITY OR TOWN	EXCLUDED VALUE
WASECA	ALTON TOWN OF	664,900
WASECA	BLOOMING GROVE TOWN OF	461,700
WASECA	BYRON TOWN OF	233,400
WASECA	FREEDOM TOWN OF	382,400
WASECA	IOSCO TOWN OF	506,900
WASECA	JANESVILLE CITY OF	883,300
WASECA	JANESVILLE TOWN OF	614,400
WASECA	NEW RICHLAND CITY OF	631,700
WASECA	NEW RICHLAND TOWN OF	557,900
WASECA	OTISCO TOWN OF	471,800
WASECA	ST MARY TOWN OF	541,700
WASECA	VIVIAN TOWN OF	335,100
WASECA	WALDORF CITY OF	163,600
WASECA	WASECA CITY OF	1,948,900
WASECA	WILTON TOWN OF	462,900
WASECA	WOODVILLE TOWN OF	488,300
WASECA Total		9,348,900
WASHINGTON	AFTON CITY OF	826,200
WASHINGTON	BAYPORT CITY OF	332,300
WASHINGTON	BAYTOWN TOWN OF	248,100
WASHINGTON	BIRCHWOOD CITY OF	165,500
WASHINGTON	COTTAGE GROVE CITY OF	194,200
WASHINGTON	DELLWOOD CITY OF	35,300
WASHINGTON	DENMARK TOWN OF	48,200
WASHINGTON	FOREST LAKE CITY OF	435,100
WASHINGTON	GRANT CITY OF	17,500
WASHINGTON	GREY CLOUD ISLAND TOWN OF	55,400
WASHINGTON	HUGO CITY OF	160,600
WASHINGTON	LAKE ELMO CITY OF	209,200
WASHINGTON	LAKE ST CROIX BEACH CITY	111,200
WASHINGTON	LAKELAND CITY OF	81,400
WASHINGTON	MAHTOMEDI CITY OF	324,300
WASHINGTON	MARINE-ON-STCROIX CITY OF	126,000
WASHINGTON	MAY TOWN OF	72,900
WASHINGTON	NEW SCANDIA TOWN OF	480,800
WASHINGTON	NEWPORT CITY OF	142,500
WASHINGTON	OAK PARK HEIGHTS CITY OF	143,700
WASHINGTON	OAKDALE CITY OF	367,600
WASHINGTON	PINE SPRINGS CITY OF	127,100
WASHINGTON	ST MARYS POINT CITY OF	55,400
WASHINGTON	ST PAUL PARK CITY OF	127,900
WASHINGTON	STILLWATER CITY OF	4,863,500
WASHINGTON	STILLWATER TOWN OF	117,700
WASHINGTON	WEST LAKELAND TOWN OF	84,900
WASHINGTON	WILLERNIE CITY OF	210,300
WASHINGTON	WOODBURY CITY OF	163,100
WASHINGTON Total		10,327,900
WATONWAN	ADRIAN TOWN OF	20,900
WATONWAN	ANTRIM TOWN OF	32,600
WATONWAN	BUTTERFIELD CITY OF	97,200
WATONWAN	BUTTERFIELD TOWN OF	66,500
WATONWAN	DARFUR CITY OF	41,100

COUNTY	CITY OR TOWN	EXCLUDED VALUE
WATONWAN	FIELDON TOWN OF	79,100
WATONWAN	LASALLE CITY OF	8,300
WATONWAN	LEWISVILLE CITY OF	77,500
WATONWAN	LONG LAKE TOWN OF	78,500
WATONWAN	MADELIA CITY OF	339,300
WATONWAN	MADELIA TOWN OF	114,500
WATONWAN	NELSON TOWN OF	116,900
WATONWAN	ODIN CITY OF	29,900
WATONWAN	ODIN TOWN OF	34,800
WATONWAN	ORMSBY CITY OF	16,100
WATONWAN	RIVERDALE TOWN OF	82,500
WATONWAN	ROSENDALE TOWN OF	132,900
WATONWAN	SOUTH BRANCH TOWN OF	56,300
WATONWAN	ST JAMES CITY OF	358,900
WATONWAN	ST JAMES TOWN OF	173,700
WATONWAN Total		1,957,500
WILKIN	AKRON TOWN OF	75,300
WILKIN	ANDREA TOWN OF	50,000
WILKIN	BRECKENRIDGE CITY OF	609,600
WILKIN	BRECKENRIDGE TOWN OF	25,000
WILKIN	CAMPBELL TOWN OF	8,800
WILKIN	CHAMPION TOWN OF	52,200
WILKIN	DORAN CITY OF	15,600
WILKIN	FOXHOME CITY OF	47,700
WILKIN	FOXHOME TOWN OF	33,800
WILKIN	NASHUA CITY OF	11,200
WILKIN	NILSEN TOWN OF	2,000
WILKIN	NORDICK TOWN OF	25,000
WILKIN	PRAIRIE VIEW TOWN OF	20,200
WILKIN	ROBERTS TOWN OF	69,300
WILKIN	ROTHSAY CITY OF	109,600
WILKIN	WOLVERTON CITY OF	43,500
WILKIN	WOLVERTON TOWN OF	43,300
WILKIN Total		1,242,100
WINONA	ALTURA CITY OF	111,500
WINONA	DAKOTA CITY OF	119,100
WINONA	DRESBACH TOWN OF	151,100
WINONA	ELBA CITY OF	57,200
WINONA	ELBA TOWN OF	42,500
WINONA	FREMONT TOWN OF	11,200
WINONA	GOODVIEW CITY OF	169,300
WINONA	HART TOWN OF	48,900
WINONA	HILLSDALE TOWN OF	167,700
WINONA	HOMER TOWN OF	118,000
WINONA	LEWISTON CITY OF	235,700
WINONA	MINN CITY CITY OF	162,400
WINONA	MINNEISKA CITY OF	10,000
WINONA	MT VERNON TOWN OF	102,700
WINONA	NEW HARTFORD TOWN OF	223,900
WINONA	NORTON TOWN OF	214,900
WINONA	PLEASANT HILL TOWN OF	131,000
WINONA	RICHMOND TOWN OF	23,600

COUNTY	CITY OR TOWN	EXCLUDED VALUE
WINONA	ROLLINGSTONE CITY OF	201,000
WINONA	ROLLINGSTONE TOWN OF	192,700
WINONA	SARATOGA TOWN OF	268,000
WINONA	ST CHARLES CITY OF	333,700
WINONA	ST CHARLES TOWN OF	130,400
WINONA	STOCKTON CITY OF	47,900
WINONA	UTICA CITY OF	46,300
WINONA	UTICA TOWN OF	54,300
WINONA	WARREN TOWN OF	125,200
WINONA	WHITEWATER TOWN OF	104,700
WINONA	WILSON TOWN OF	233,600
WINONA	WINONA CITY OF	4,104,200
WINONA	WISCOY TOWN OF	46,300
WINONA Total		7,989,000
WRIGHT	ALBERTVILLE CITY OF	28,500
WRIGHT	ALBION TOWN OF	259,600
WRIGHT	ANNANDALE CITY OF	334,900
WRIGHT	BUFFALO CITY OF	491,700
WRIGHT	BUFFALO TOWN OF	202,800
WRIGHT	CHATHAM TOWN OF	98,300
WRIGHT	CLEARWATER CITY OF	216,200
WRIGHT	CLEARWATER TOWN OF	214,400
WRIGHT	COKATO CITY OF	353,600
WRIGHT	COKATO TOWN OF	229,400
WRIGHT	CORINNA TOWN OF	301,300
WRIGHT	DELANO CITY OF	392,200
WRIGHT	FRANKLIN TOWN OF	613,500
WRIGHT	FRENCH LAKE TOWN OF	241,300
WRIGHT	HANOVER CITY OF	14,500
WRIGHT	HOWARD LAKE CITY OF	264,700
WRIGHT	MAPLE LAKE CITY OF	195,800
WRIGHT	MAPLE LAKE TOWN OF	236,400
WRIGHT	MARYSVILLE TOWN OF	194,700
WRIGHT	MIDDLEVILLE TOWN OF	160,900
WRIGHT	MONTICELLO CITY OF	304,600
WRIGHT	MONTICELLO TOWN OF	90,100
WRIGHT	MONTROSE CITY OF	8,600
WRIGHT	OTSEGO CITY OF	165,300
WRIGHT	ROCKFORD CITY OF	1,500
WRIGHT	ROCKFORD TOWN OF	55,000
WRIGHT	SILVER CREEK TOWN OF	298,600
WRIGHT	SOUTH HAVEN CITY OF	50,000
WRIGHT	SOUTHSIDE TOWN OF	154,700
WRIGHT	ST MICHAEL CITY OF	245,300
WRIGHT	STOCKHOLM TOWN OF	134,000
WRIGHT	VICTOR TOWN OF	93,500
WRIGHT	WAVERLY CITY OF	153,600
WRIGHT	WOODLAND TOWN OF	361,800
WRIGHT Total		7,161,300
YELLOW MEDICINE	BURTON TOWN OF	12,400
YELLOW MEDICINE	CANBY CITY OF	438,800
YELLOW MEDICINE	CLARKFIELD CITY OF	51,100

COUNTY	CITY OR TOWN	EXCLUDED VALUE
YELLOW MEDICINE	ECHO CITY OF	66,500
YELLOW MEDICINE	ECHO TOWN OF	61,800
YELLOW MEDICINE	FLORIDA TOWN OF	39,300
YELLOW MEDICINE	FORTIER TOWN OF	51,900
YELLOW MEDICINE	FRIENDSHIP TOWN OF	60,700
YELLOW MEDICINE	GRANITE FALLS CITY OF	500,800
YELLOW MEDICINE	HAMMER TOWN OF	24,200
YELLOW MEDICINE	HANLEY FALLS CITY OF	71,600
YELLOW MEDICINE	HAZEL RUN CITY OF	13,800
YELLOW MEDICINE	HAZEL RUN TOWN OF	117,300
YELLOW MEDICINE	LISBON TOWN	71,800
YELLOW MEDICINE	MINN FALLS TOWN OF	170,900
YELLOW MEDICINE	NORMAN TOWN OF	120,500
YELLOW MEDICINE	NORMANIA TOWN OF	75,000
YELLOW MEDICINE	OMRO TOWN OF	90,400
YELLOW MEDICINE	OSHKOSH TOWN OF	257,600
YELLOW MEDICINE	PORTER CITY OF	65,500
YELLOW MEDICINE	POSEN TOWN OF	90,300
YELLOW MEDICINE	SANDNES TOWN OF	69,600
YELLOW MEDICINE	SIOUX AGENCY TOWN OF	93,200
YELLOW MEDICINE	ST LEO CITY OF	55,700
YELLOW MEDICINE	STONY RUN TOWN OF	155,700
YELLOW MEDICINE	SWEDE PRAIRIE TOWN OF	37,500
YELLOW MEDICINE	TYRO TOWN OF	285,800
YELLOW MEDICINE	WERGELAND TOWN OF	26,400
YELLOW MEDICINE	WOOD LAKE CITY OF	123,500
YELLOW MEDICINE	WOOD LAKE TOWN OF	109,900
YELLOW MEDICINE Total		3,409,500
Grand Total		547,970,108