

A Guidebook to Minnesota's Public Transportation Network

Prepared by the Minnesota Department of
Transportation with assistance from the Metropolitan
Council.

For further information, contact:

Minnesota Department of Transportation

Office of Transit

395 John Ireland Blvd., MS 430

St. Paul, MN 55155

651.296.3379 (telephone)

651.297.7252 (fax)

<http://www.dot.state.mn.us/transit> (website)

This entire report is available online at

<http://www.dot.state.mn.us/transit/treport/>

Dear Transit Partners:

One of the primary goals of the Pawlenty-Molnau administration is to build and maintain a coordinated transportation system that helps Minnesotans travel safer, smarter and more efficiently. Transit is an important part of that system. Throughout Minnesota, transit helps people travel within their communities and to regional trade centers. It also provides transportation services to people who are elderly or disabled.

A coordinated transportation system means providing transportation choices. Buses, carpools, vanpools and bicycles are all alternatives to the single occupant vehicle. Because funding is limited for all areas of transportation, every transit program we support must continually strive to improve efficiency and effectiveness.



The recently passed federal SAFETEA-LU bill provided some increases for public transit in Minnesota. In particular, there will be additional funding for access to jobs, disability services, and tribal transportation. State funding increased modestly for both the metro area and Greater Minnesota. However, because of inflation and rising fuel prices, greater efficiencies will be the key to system expansion over the next biennium.

Please take a few moments to read Minnesota's 2005 Public Transit Report. It provides a wealth of information about the transit services that are working harder and more efficiently every day to meet the mobility needs of Minnesota.

Lt. Governor Carol Molnau
Commissioner of Transportation

Table of Contents

Introduction	1	Mn/DOT Projects	16
2005 Transit System of the Year	2	MN Public Transit Conference	16
Program Overview	3	Transit System Performance Evaluation	
Mn/DOT's Mission	3	Project	16
Statutory Purpose-Mn/DOT	3	2005 MN Statewide Bus Rodeo	17
Metropolitan Council's Mission	3	RTAP Driver Training Videos	18
Statutory Purpose-Metropolitan Council		MN Launches Share the Road Bicycle Safety	
Transportation Division	3	Education Program	18
Table I - 2004 MN Public Transit Total		Developing a Bike Transportation Network:	
Operating Costs	4	Metro Area Bikeways Mapping	18
Table II - 2004 MN Public Transit		MN Scenic Bikeways	19
Ridership	4	Minneapolis-St. Paul Part of National	
Graph I - 2004 Greater MN Funding Sources		Non-Motorized Pilot Program	19
for Total Operating Costs	5	Safe Routes to School	19
Map I - 2005 Greater MN Public Transit		Low Cost Marketing Initiative	19
Systems	6	Metropolitan Council Projects	21
Graph II - 2004 Metro Funding Sources for		Americans with Disabilities Act (ADA)	21
Total Operating Costs	7	Metro Mobility	21
Map II - 2005 Twin Cities Metropolitan Area		Busways	21
Public Transportation Systems	8	Community Based Services	22
Program Management.....	9	Hiawatha Light Rail	22
Introduction	9	Travel Demand Management	22
Funding Partnerships	9	Metro Commuter Services	23
Graph III - 2001-2005 Greater MN Funding		Regional Transit Capital (RTC)	23
Sources for Total Operating Costs	9	Regional Fixed Route Services	23
Greater MN Transit Fund.....	10	Metro Transit	23
State Public Transit Assistance	10	Greater MN Fact Sheets	
Table III - State Appropriations for 2006-2007		Albert Lea Transit	25
Biennium	10	Annandale Heartland Transit	26
Federal Programs.....	11	Arrowhead Transit	27
Capital Assistance Program (Section 5309) ..	11	Austin-Mower County Area Transit	28
Consolidated Planning Grants (Section 5303		Becker County Transit	29
and 5313(b))	12	Benson Heartland Express.....	30
Urbanized Area Formula Program		Brainerd & Crow Wing Public Transit	31
(Section 5307)	12	Brown County Heartland Express	32
Elderly and Person with Disabilities Grant		Chisago-Isanti County Heartland Express	33
Program (Section 5310)	12	Clay County Rural Transit (CCRT)	34
NonUrbanized Area Formula Program		Cloquet Public Transit System	35
(Section 5311)	13	Cottonwood County Transit	36
Intercity Bus Program (Section 5311(f))	13	Dawson Heartland Express	37
Map III - 2005-2006 Intercity Bus Service	14	Duluth Transit Authority (DTA)-Regular	
Rural Transit Assistance Program (Section		Route	38
5311(b))	15	Duluth Transit Authority (DTA)-STRIDE	39

Table of Contents (Continued)

East Grand Forks Transit-Regular Route	40	St. Cloud Metro Bus Dial-A-Ride	83
East Grand Forks Dial-A-Ride (DAR)	41	St. Peter Transit	84
FAR North Public Transit	42	SEMCAC Transportation	85
Faribault County Prairie Express	43	Steele County Area Transit (SCAT)	86
Faribault Flyer	44	Stewartville Heartland Express	87
Fosston Transit	45	Three Rivers Hiawathaland Transit	88
Granite Falls Heartland Express	46	Trailblazer Transit	89
Grant County Alpha Transit	47	Tri-CAP Transit Connection	90
Hibbing Area Transit	48	Tri-Valley Heartland Express Bus	91
Hubbard County Heartland Express	49	Virginia Dial-A-Ride	92
Kandiyohi Area Transit (KAT)	50	Wadena County Friendly Rider Transit	93
LaCrescent Apple Express	51	Watonwan Take Me There (TMT)	94
LeSueur Heartland Express	52	Western Community Transit	95
Lincoln County Heartland Express	53	Winona Transit Service	96
Mahnomen County Heartland Express	54		
Mankato Heartland Express	55	Metropolitan Area Fact Sheets	
Martin County Express	56	Anoka County Traveler	97
Meeker County Public Transit	57	Carver County Rural Transit/CART	98
Mille Lacs Public Transit	58	DARTS	99
Montevideo Heartland Express	59	Edina Dial-A-Ride	100
Monticello Heartland Express	60	Hastings TRAC	101
Moorhead Metropolitan Area Transit (MAT)	61	Hopkins Hop-A-Ride	102
Moorhead Metropolitan Area Transit (MAT) - Paratransit	62	H.S.I. Transporter	103
Morris Transit	63	Lake Area Bus	104
Morrtrans	64	Laker Lines	105
Murray County Heartland Express	65	Linwood Dial-A-Ride	106
Northfield Transit	66	Maple Grove Transit	107
Northstar Commuter Coach	67	Metro Mobility	108
Paul Bunyan Transit	68	Metro Transit	109
Pelican Rapids Transit	69	Metropolitan Council, Be Line Routes 538 and 539	110
Pine River Ride With Us Bus	70	Metropolitan Council, DARTS- Route 417	111
Pipestone County Transit	71	Metropolitan Council, East Metro- Routes 715, 716, 717, 350 and 351	112
Prairie Five Rides	72	Metropolitan Council, Hopkins Routes 604 and 615	113
Prairieland Transit System	73	Metropolitan Council, Lorenz Bus Company Routes 62L, 80, 87, 262, 275 and 860	114
Rainbow Rider Transit	74	Metropolitan Council, Osseo Dial-A-Ride	115
Red Lake Transit	75	Metropolitan Council, Roseville/494 Circulator Routes 87, 225, 227 and 540	116
Red Wing Ride	76	Metropolitan Council, St. Croix Valley Transit	117
Renville County Heartland Express	77		
Riverrider Public Transit System	78		
Rochester Public Transit	79		
Rochester Dial-A-Ride	80		
Rock County Heartland Express	81		
St. Cloud Metro Bus Fixed Route	82		

Table of Contents (Continued)

Metropolitan Council, Senior Community Services-Routes 641 and 678	118	Graph II - 2004 Metro Funding Sources for Total Operating Costs	7
Metropolitan Council, South Washington County Routes 223, 300, 320, 322, 361 and 364	119	Map II - 2005 Twin Cities Metropolitan Area Public Transportation Systems	8
Metropolitan Council, West Metro Transit Redesign Routes 721, 722, 723, 664 and 670	120	Graph III - 2001-2005 Greater MN Funding Sources for Total Operating Costs	9
Metropolitan Council, Western Suburbs Routes 755 and 756	121	Table III - State Appropriations for 2006-2007 Biennium	10
Minnesota Valley Transit Authority	122	Map III - 2005-2006 Intercity Bus Service	14
Minnetonka Dial-A-Ride	123		
Northeast Suburban Transit (NEST)	124		
Plymouth Metrolink	125		
PRISM Express	126		
Scott County Transit	127		
Senior Community Services-Delano	128		
Senior Community Services-Reach for Resources	129		
Senior Community Services-Westonka Rides	130		
Senior Transportation	131		
Southwest Metro Transit	132		
S.T.E.P.-Park People Mover	133		
University of Minnesota Transit Service	134		
Section 5310 Recipients	135		
2005 Capital and Operating Costs	147		
Glossary	158		
List of Tables, Graphs, Illustrations and Maps			
Table I - 2004 MN Public Transit Total Operating Costs	4		
Table II - 2004 MN Public Transit Ridership ..	4		
Graph I - 2004 Greater MN Funding Sources for Total Operating Costs	5		
Map I - 2005 Greater MN Public Transit Systems	6		

INTRODUCTION



The Pawlenty/Molnau administration is committed to providing an efficient, cost-effective transportation system for all Minnesotans. Public transit is an important part of that system because it is one more way in which people can access jobs, education, goods and services. Like other public services, transit systems have struggled to keep up with demand in an environment of limited funding increases.

Public transit providers, as well as others who are responsible for moving people from one place to another, must continue to focus on operating efficiently and effectively. And they have shown that they are up to the challenge. Increased public interest in alternatives to the single occupant vehicle (SOV) has resulted in a statewide effort to coordinate transportation services

among public transit, human services and other transportation operators statewide. There has been more emphasis on non-SOV alternatives; and there has been more emphasis on mixing and matching modal choices.

The 2005 Annual Transit Report provides an overview of the Minnesota Department of Transportation and Metropolitan Council transit projects. It also provides a summary of several statewide initiatives that impact how transportation services are delivered.

The report is divided into five major sections:

Program Overview

Programs/Projects

- Program Management
- Mn/DOT Projects
- Metropolitan Council Projects

Fact Sheets

- Greater Minnesota Public Transit Systems
- Metropolitan Area Public Transit Systems
- Section 5310 Elderly and Disabled Transportation Providers

Financial Reports

Glossary

2005 TRANSIT SYSTEM OF THE YEAR

ST. CLOUD METRO BUS

St. Cloud Metro Bus was the 2005 recipient of the Minnesota Public Transit Association's Transit System of the Year Award. This award is presented to an organization that has demonstrated achievement in efficiency and effectiveness (including ridership, cost, safety, maintenance proficiency, agency policy and administration) and the achievement of the organization's goals and objectives.



This year Metro Bus continued to build on its history of providing high quality public transit service. In 2005 the Metro Bus team:


- Increased ridership as part of their already existing solid ridership programs with St. Cloud State University, St. Cloud Technical College, the summer time "U-Go" program for children under 18 years of age and with the operation of the Downtown Trolley and Dial-A-Ride service.
- Updated the transit system's facility and fleet infrastructure to meet their current and future needs with additions to the Operations Center and completion of a permanent bus stop at Crossroads Center.
- Added technology to improve communications, processes and efficiencies by implementing a system-wide Transit Signal Priority program, "paperless" maintenance operations with bar coded parts and mechanic computer stations and "state of the art" digital video and sound recording systems on the entire fleet. They are also proceeding with the implementation of a GPS/AVL system on their fixed route service.
- Developed a clear and exciting look, message and branding of their multiple public transit services by renaming their system Metro Bus, "the people pickers," repainting buses, replacing driver uniforms and by adopting the universal transit circle "T" into all graphics and bus stop signs.

Metro Bus is well positioned to continue providing the highest quality public transit services to their citizens.

Program Overview

Mn/DOT's Mission –

The mission of the Minnesota Department of Transportation, Office of Transit, is to help people and communities meet their mobility needs by supporting safe, responsive, efficient and environmentally sound transit services. This mission is accomplished by:



- Leading the development and implementation of transit policy within a multi-modal network;
- Managing Mn/DOT's transit investment;
- Advancing transit programs that are responsive to the mobility needs of Minnesotans;
- Directing statewide transit planning and coordination activities and the development of technologies; and
- Focusing on customer needs through public involvement in information gathering and decision-making.

Statutory Purpose – Mn/DOT

The Public Transit Participation Program provides financial assistance to transit systems in Greater Minnesota. The purpose of the program is to:

- Provide access to transit for persons who have no available alternative mode of transit;
- Increase the efficiency and productivity of public transit systems;
- Alleviate problems of automobile congestion and energy consumption and promote desirable land use planning activities where such activities are cost effective;
- Maintain a state commitment to public transportation; and
- Meet the needs of individual transit systems so they are consistent with other objectives stated above.

Metropolitan Council's Mission

The mission of the Metropolitan Council Transportation Division is to plan for effective regional transportation facilities and services and to provide effective regional transportation services to support growth and redevelopment objectives and a strong regional economy. This mission is accomplished by:



- Developing a regional consensus on transportation policies and strategies through the implementation of the Transportation Policy Plan
- Coordinating regional transportation priorities and investing transportation resources in a cost-effective manner through integrated programming of capital funds
- Ensuring that planning and operational activities of the transportation division are coordinated with the activities of other Council divisions
- Implementing transit service restructuring and promoting competition in the delivery of transit services according to the adopted Transit Redesign Plan
- Evaluating the ongoing performance of the regional transportation system with a focus on the regional transit system.

Statutory Purpose – Metropolitan Council Transportation Division

The Metropolitan Council plans, coordinates, and administers a cost-effective system of transit services that is responsive to the needs of residents of the Twin Cities Metropolitan Area. The Metropolitan Council's transit-related purposes include:

- Providing, to the greatest feasible extent, a basic level of mobility for all people in the metropolitan area;
- Arranging, to the greatest feasible extent, for the provision of a comprehensive set

Program Overview

of transit and paratransit services to meet the needs of all people in the metropolitan area;

- Cooperating with private and public transit providers to ensure the most efficient and coordinated use of existing and future transit resources; and
- Maintaining public mobility in the event of emergencies or energy shortages.

Operating Costs for Public Transit

In calendar year 2004, public transportation provided over 74 million trips statewide with an investment of \$307.9 million. **Table I** illustrates the breakdown of 2004 total operating costs for public transportation by funding class. **Graphs I and II** illustrate 2004 funding sources for operating costs in Greater Minnesota and the Twin Cities Metro Area respectively. **Maps I and II** illustrate the locations of public transit systems in the State.

Table I – 2004 Minnesota Public Transit Total Operating Costs

	Total Cost (in millions)
Twin Cities Regular Route (1 Metro Transit)	\$198.10
Private Operators (18 systems)	\$14.94
Opt-Out Communities*	\$24.70
Metro Mobility	\$26.60
Urbanized Greater MN	\$17.40
Elderly & Disabled - Greater MN	\$3.00
Small Urban - Metro	\$1.74
Small Urban - Greater Minnesota	\$3.60
Rural - Metro	\$7.70
Rural - Greater Minnesota	\$16.40
Total	\$314.18

* Transit systems operate under M.S. 473.338

Public Transit Ridership

The main purpose of all public transit programs in Minnesota is to transport people where they need to go. Transit ridership figures for Calendar Year 2004 are displayed in **Table II**.

Table II – 2004 Minnesota Public Transit Ridership

	Total Rides
Greater Minnesota	9,090,641
Urbanized	5,854,172
Small Urban	1,011,632
Rural	2,030,494
Elderly and Handicapped	194,343
Twin Cities Metropolitan Area	65,097,198
Metro Transit	53,900,000
Private Operators	1,768,367
Metro Mobility	1,153,983
Opt-Out	3,555,306
Small Urban	406,124
Rural	507,022
Campus Shuttle Service*	3,806,396

(*Service is self-supported, no state appropriation is provided.)

Program Overview

Urbanized

Duluth Transit Authority (DTA)
Regular Route
East Grand Forks City Bus
LaCrescent Apple Express
Moorhead Metropolitan Area
Transit (MAT)
Rochester Public Transit
St. Cloud Metro Bus

Small Urban

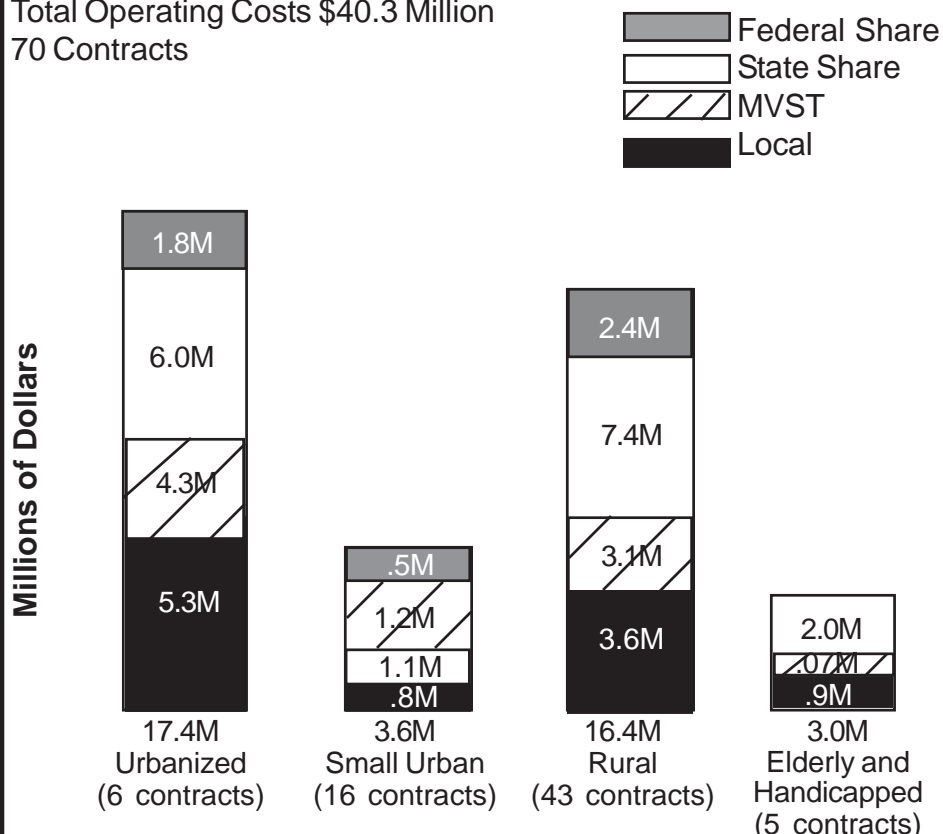
Albert Lea Transit
Benson Heartland Express
Cloquet Public Transit System
Faribault Flyer
Granite Falls Heartland Express
Hibbing Area Transit
LeSueur Heartland Express
Mankato Heartland Express
Montevideo Heartland Express
Monticello Heartland Express
Morris Transit
Northfield Transit
St. Peter Transit
Stewartville Heartland Express
Virginia Dial-A-Ride
Winona Transit Service

Rural

Annandale Heartland Transit
Arrowhead Transit
Austin/Mower County Transit
(AMCAT)
Becker County Transit
Brainerd/Crow Wing Public Transit
Brown County Heartland Express
Chisago-Isanti County Heartland
Express
Clay County Rural Transit (CCRT)
Cottonwood County Transit
Dawson Heartland Express
Far North Public Transit
Faribault County Prairie Express
Fosston Heartland Express
Grant County Alpha Transit
Hubbard County Heartland
Express
Kandiyohi Area Transit (KAT)
Lincoln Heartland Express

Graph I - 2004 Greater Minnesota Funding Sources for Total Operating Costs

Total Operating Costs \$40.3 Million
70 Contracts



Mahnomen County Heartland Express
Martin County Express
Meeker County Public Transit
Mille Lacs Public Transit
MorrTrans
Murray County Heartland Express
Paul Bunyan Transit
Pelican Rapids Transit
Pine River Ride With Us Bus
Pipestone County Transit
Prairie Five RIDES
Prairieland Transit System
Rainbow Rider Transit
Red Lake Transit
Renville County Heartland Express
RiverRider Public Transit System
Rock County Heartland Express
SEMCAC Transportation
Steele County Area Transit (SCAT)
Three Rivers Hiawathaland Transit
Trailblazer Transit

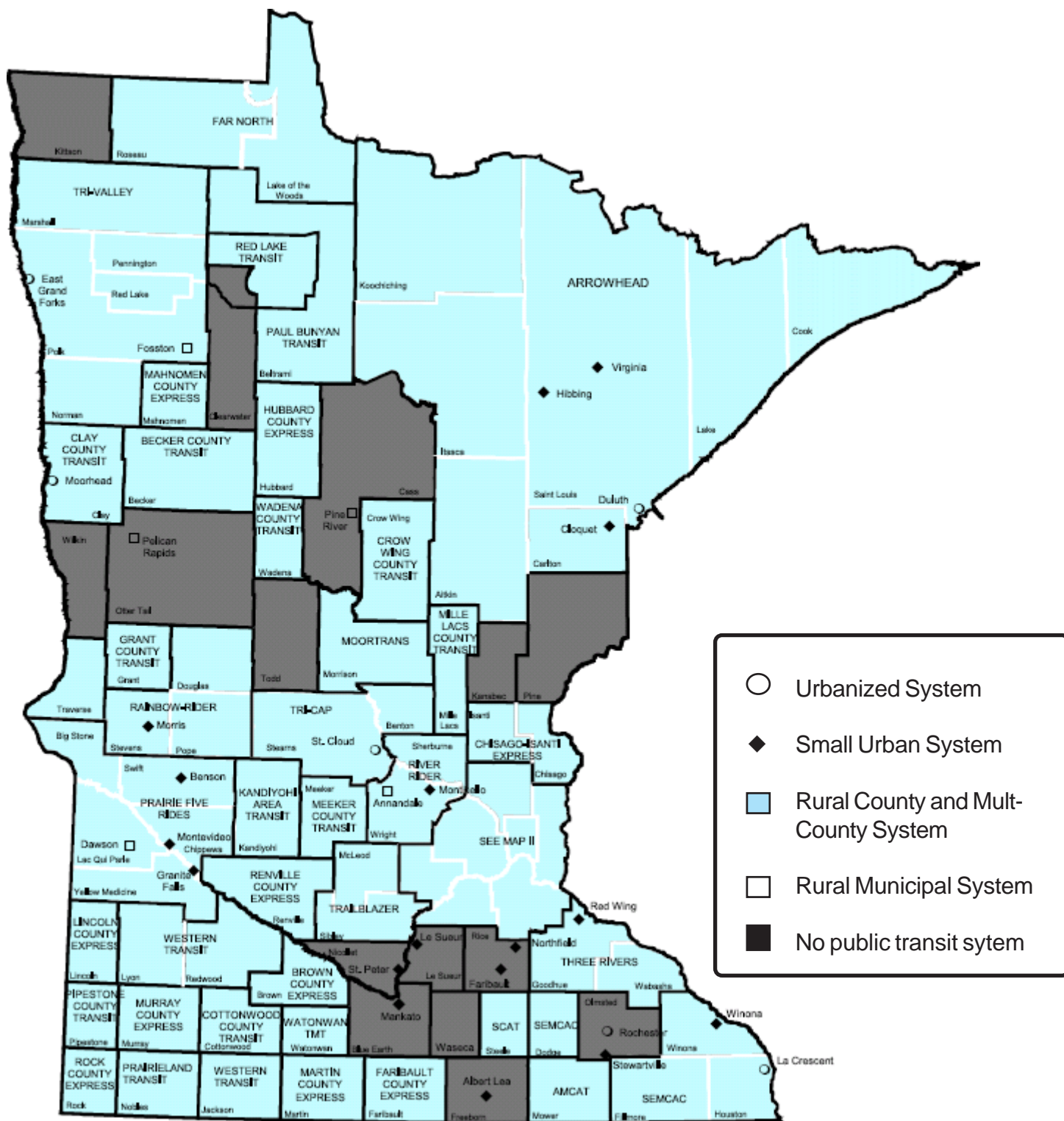
Tri-CAP Transit Connection
Tri-Valley Heartland Express Bus
Wadena County Friendly Rider
Transit
Watonwan Take Me There
Western Community Transit

Elderly and Handicapped

Duluth Transit Authority Stride
East Grand Forks Paratransit
Moorhead Metropolitan Area
Transit Paratransit
Rochester Dial-A-Ride
St. Cloud Metro Bus Dial-A-Ride

Program Overview

Map I - 2005 Greater Minnesota Public Transit Systems



Program Overview

Metro Mobility Metro Transit

Private Operators

Anoka County Traveler
Lorenz Bus Company
Metropolitan Council (MC)-Be-Line
Routes 538 and 539
MC-DARTS Route 417
MC-East Metro Routes 715, 716, 717,
350 and 351
MC-East Metro Redesign-Demand
Response
MC-Hopkins Routes 604 and 615
MC-Osseo Dial-A-Ride
MC-Roseville/494 Circulator Routes 87,
225, 227 and 540
MC-Senior Community Services Routes
641 and 678
MC-South Washington County Routes
223, 300, 320, 322, 361 and 364
MC-West Metro Redesign Routes 721,
722, 723, 664 and 670
MC-Western Suburbs Routes 755 and
756
Minnetonka Dial-A-Ride
Northeast Suburban Transit (NEST) Fixed
Route 219
St. Croix Valley Transit

Rural

Anoka County Dial-A-Ride
Anoka County Volunteer
Carver County Rural Transit (CART)
DARTS
H.S.I. Transporter
Linwood Dial-A-Ride
PRISM Express
Scott County Dial-A-Ride
Scott County Fixed Route
Senior Community Services (SCS)-
Delano
SCS-Reach for Resources
SCS-Westonka Rides

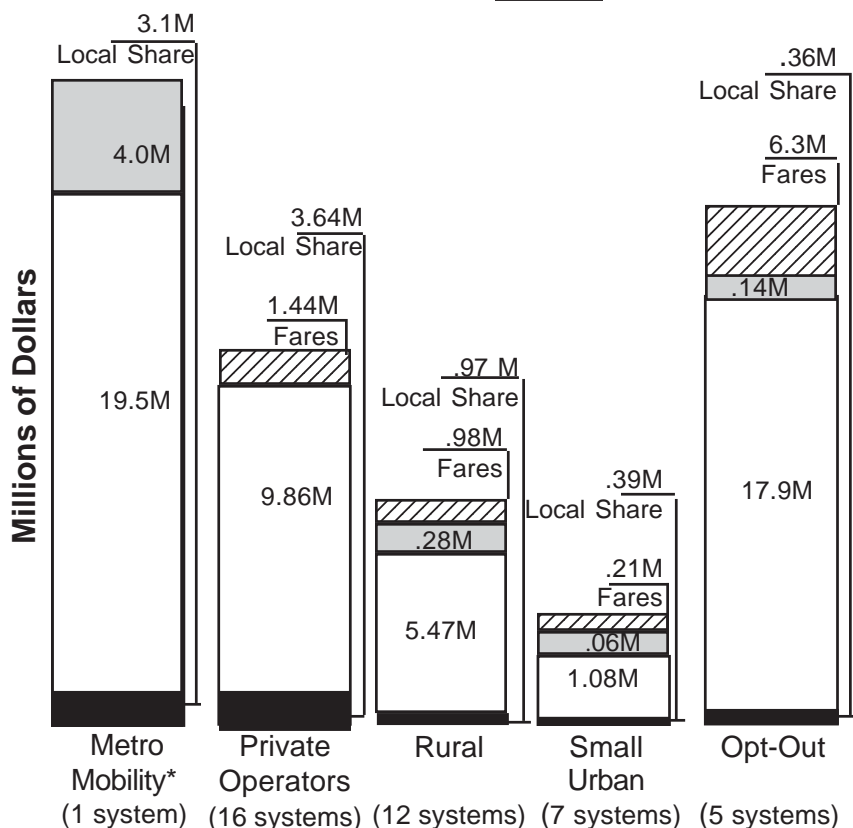
Small Urban

Edina Dial-A-Ride
Hastings TRAC
Hopkins Hop-A-Ride

Graph II - 2004 Metro Funding Sources for Total Operating Costs

Total Operating Costs \$75.68M
41 systems
(excludes Metro Transit)

Federal Share
State Share
Local Share
Fares



* Figures do not include fare revenue.

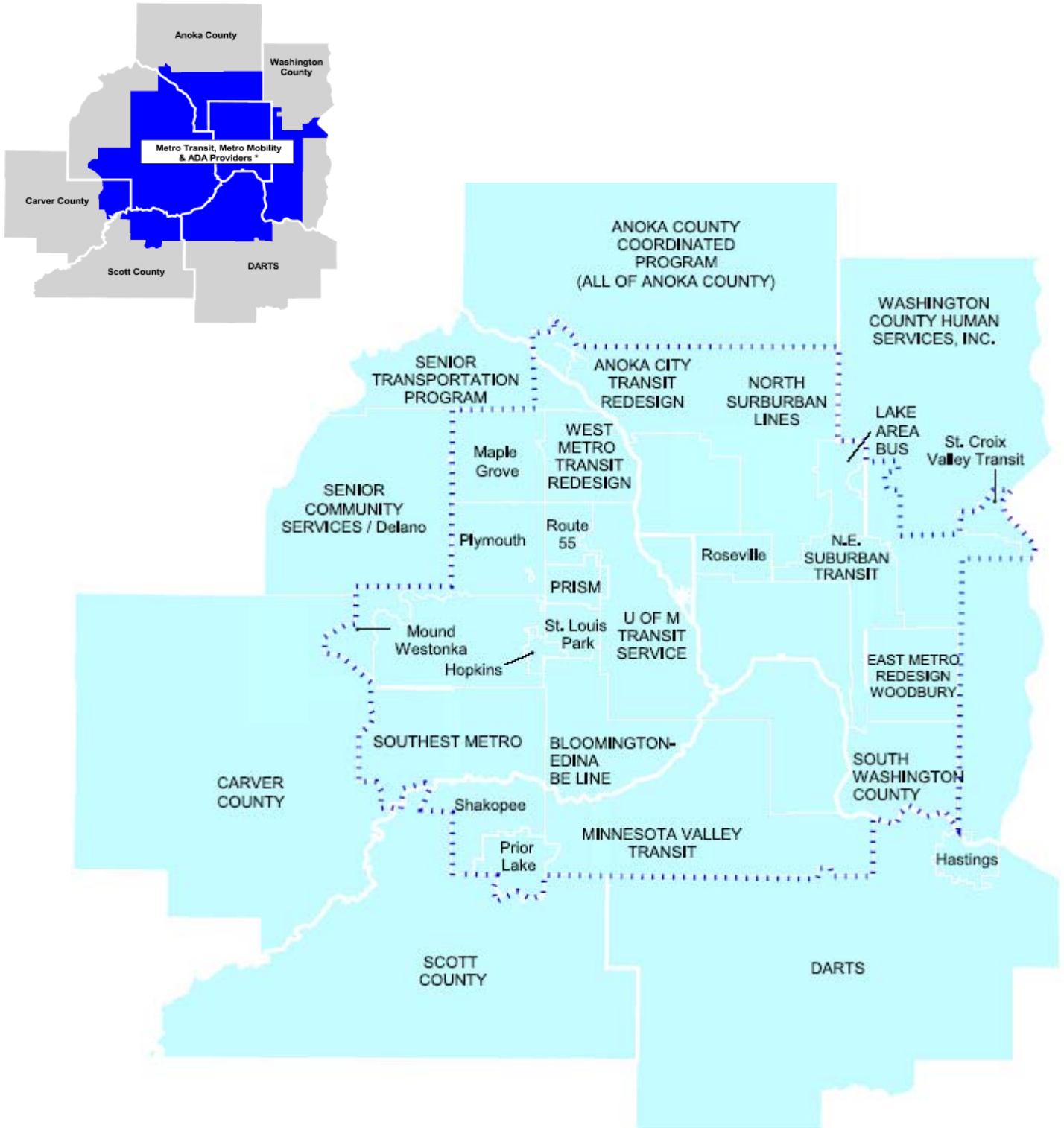
Lake Area Bus
Northeast Suburban Transit (NEST)
Dial-A-Ride
S.T.E.P.-Park People Mover
Senior Transportation Program

Opt-Outs

Laker Lines
Maple Grove Transit
Minnesota Valley Transit Authority
Plymouth Metrolink
Southwest Metro Transit

Program Overview

Map II - 2005 Twin Cities Metropolitan Area Public Transportation Systems*



*For all regional regular route maps, schedules and information, go to www.metrotransit.org

Program Management

Introduction

Mn/DOT is responsible for the administration of state and federal transit assistance funds for Greater Minnesota, including the following Federal Transit Administration programs:

- Section 5309 Capital
- Section 5303 Metropolitan Planning
- Section 5310 Elderly Persons and Persons with Disabilities
- Section 5311 Rural Transportation
- Section 5311(f) Intercity Bus Transportation
- Section 5313 State Planning and Research.

Mn/DOT manages contracts for services, payments to transit systems and evaluates local transit systems. Procedures are in place to maximize Minnesota's use of federal transit funds and to ensure compliance with applicable federal regulations.

The Metropolitan Council is responsible for the administration of state and federal transit funds for the Twin Cities metropolitan area. In addition the Council provides leadership for a new vision and strategy for regional transit services.

Funding Partnerships

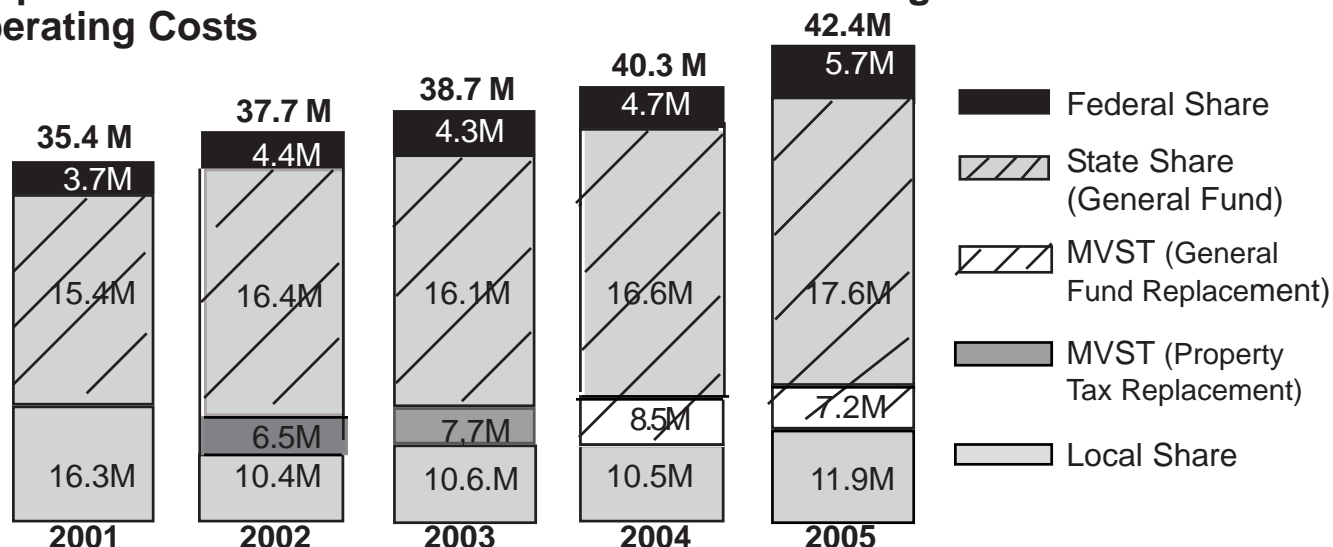
Public transportation programs in Minnesota are funded through a federal-state-local partnership.

Graph III shows the costs shared by each level of government in Greater Minnesota for the past five years. Since January 1, 1984, all transit systems in Greater Minnesota have received state assistance through a fixed-sharing funding formula established in Minnesota Statutes, Section 174.24. This formula sets a maximum local share of the total operating cost. The local share of operating costs consists of a combination of revenue sources, including farebox receipts, auxiliary revenues and local tax levies. The remainder of the operating cost is paid from state and federal sources.

For calendar year 2004, the fixed local shares are as follows:

Elderly and Handicapped	15%
Rural	15%
Small Urban	20%
Urbanized	20%

Graph III - 2001 – 2005 Greater Minnesota – Funding Sources for Total Operating Costs



Figures for 2001, 2002, 2003 and 2004 represent actual reported operating costs. 2005 figures are estimates.

Program Management

Greater Minnesota Transit Fund

The 2003 legislature replaced Property Tax Replacement Aid with the Greater Minnesota Transit Fund established in Minnesota Statutes, Section 16A.88. The source of this fund is the Motor Vehicle Sales Tax (MVST). According to Minnesota Statutes, Section 297B.09, for fiscal year 2005, 1.43 percent of the MVST money collected was deposited in the Greater Minnesota Transit Fund. This amount was \$7,547,000 for transit operations and \$400,000 for administration of the state program.

State Public Transit Assistance

For fiscal years 2006 and 2007 the legislature appropriated a total of \$563,334,000 for public transit. These funds support:

- 69 public transit systems in Greater Minnesota
- 36 public transit systems in the Metropolitan Area
- Bonding authority for Metropolitan Council capital transit projects
- Hiawatha Light Rail Transit operations
- Northstar Corridor Commuter Rail Final Design and Project Management

Table III illustrates the distribution of state funds for the 2006-2007 biennium.

Table III - State Appropriations for 2006-2007 Biennium (dollars in thousands)

	FY2006	FY2007	Total
Greater MN Transit			
Public Transit Assistance			
(General Fund)	\$ 18,810	\$ 18,810	\$ 37,620
Capital Assistance	\$ 1,000	\$ 1,000	\$ 2,000
Greater MN Transit Fund (MVST)	\$ 7,722	\$ 7,851	\$ 15,573
Northstar Commuter Rail	\$ 37,500	\$ 0	\$ 37,500
Metro Area Transit			
Public Transit Assistance			
(General Fund)	\$ 73,453	\$ 73,453	\$ 146,906
Hiawatha LRT Operations	\$ 4,050	\$ 5,300	\$ 9,350
Cedar Avenue Bus Rapid Transit	\$ 10,000	\$ 0	\$ 10,000
Central Corridor Transit Way	\$ 5,250	\$ 0	\$ 5,250
Red Rock Corridor Transit Way	\$ 500	\$ 0	\$ 500
Rush Line Corridor Transit Way	\$ 500	\$ 0	\$ 500
Bonding Authority	\$ 64,000	\$ 0	\$ 64,000
Metro Area Transit Fund (MVST)	\$116,100	\$118,035	\$234,135
TOTAL	\$338,885	\$224,449	\$563,334

**Laws of Minnesota, Chapter 19, Article 3, Section 4 provides that the Commissioner of Transportation may spend up to \$5 million through June 30, 2008, in federal transit funds for capital assistance to public transit systems under Minnesota Statutes, Section 174.24.*

Program Management

Federal Programs

Mn/DOT serves as the recipient and administrator of Federal Transit Administration (FTA) funds for all small urban and rural systems, for planning and technical assistance funds in urbanized areas, for statewide projects and for some capital and planning projects in the Twin Cities Metropolitan Area. To receive funds, Mn/DOT submits applications to the FTA, administers contracts with local transit providers and monitors their compliance with federal regulations. Several categories of federal funding provide support for capital purchases, operating assistance, demonstration projects, and other related operational, capital and transit planning assistance activities.

Metropolitan Council is the designated recipient of federal funds in the seven-county Metropolitan Area. Metropolitan Council administers FTA Capital Assistance and Urbanized Area Formula Programs within the Metropolitan Area.

The following FTA programs affect public transit throughout Minnesota.

Capital Assistance Program (Section 5309)

This program provides discretionary capital assistance for major capital needs, including the purchase of new equipment, acquisition of property and the construction of facilities for public transportation purposes. Maximum funding is 80 percent of eligible costs. For fiscal year 2005, Minnesota was allocated discretionary funds for the following projects:

Job Access and Reverse Commute Program

hOur Car Car-Sharing Program	\$ 198,236
Metropolitan Council Job Access	\$ 991,182
Ways to Work	\$ 1,957,583

New Starts Program:

Northstar Commuter Rail Project	\$ 4,960,000
Twin Cities Hiawatha Corridor	\$33,428,865

National Planning and Research Program:

Hennepin County Community Transportation	\$ 1,190,400
hOur Car	\$ 74,400

Section 5309 Bus and Bus-Related Program:

Como Rider Program	\$ 1,457,667
Duluth Transfer Facility	\$ 971,779
Greater Minnesota Transit	\$ 3,133,984*
Isanti Transit Garage and Operational Facility	\$ 485,888
Metro Transit Buses and Bus Facilities	\$ 3,887,113
Northwest Corridor Busway and Facilities	\$ 2,915,334
Union Depot Transportation Hub	\$ 971,779
White Earth Tribal Nation Transit Center	\$ 971,779

Section 5309 Fixed Guideway Modernization Program:

Minneapolis-Saint Paul	\$ 5,954,153
------------------------	--------------

* Mn/DOT allocated the funds for greater Minnesota transit systems to the Cities of Moorhead and Rochester, St. Cloud Metro Bus, Becker County and the Red Lake Tribe. The funds are used to purchase buses and facilities.

Program Management

Consolidated Planning Grants (Sections 5303 and 5313(b))

The Consolidated Planning Grant is a combination of three separate planning programs: the FTA Metropolitan Planning Program (Section 5303), the FTA State Planning and Research Program (Section 5313(b)) and the FHWA PL Program.

- The FTA Metropolitan Planning Program (Section 5303) provides funds to Metropolitan Planning Organizations (MPOs) to conduct planning assistance and provide technical assistance for public transit services in metropolitan areas. Activities funded through the program include rider surveys, air quality improvement projects, route schedule planning, systems analysis, transit development plans and transportation improvement programs. Funds are distributed to the MPOs by formula, based upon urbanized area population and transit system miles. In federal fiscal year 2005 Minnesota's apportionment was \$851,214. These funds cover 80 percent of project costs.
- The FTA State Planning and Research Program (Section 5313(b)) apportions funds to the states for purposes of planning, technical studies and assistance, demonstrations, management training and cooperative research activities. In the past, Mn/DOT's planning and research activities have included the development of a statewide transit marketing campaign, transit system studies, transit coordination studies, long-range plan development and the implementation of federal drug testing and education programs aimed at safety-sensitive employees in the transit industry. In federal fiscal year 2005 Minnesota's appropriation was \$167,333.
- Section 104(f) of title 23 USC provides for a 1.25% set-aside from core formula highway programs for Metropolitan Planning Organizations (MPOs) to carry out the requirements of Section 134 of title 23 USC (the metropolitan planning and programming requirements). This set-aside

is administered by FHWA as PL (planning) funds that are passed through to the MPOs. PL funds plus FTA 5303 funds are treated together as a Combined Planning Grant (CPG), distributed in accordance with a formula developed with and agreed to by the MPOs, state, and US DOT. In federal fiscal year 2005, Minnesota's appropriation was \$3,958,048.

Urbanized Area Formula Program (Section 5307)

This formula grant program provides capital, planning, and operating assistance for public transportation in urban areas with populations over 50,000. Based on population and operating factors, FTA distributes these funds to the transit agency. The federal share for planning and capital assistance is generally 80 percent. Operating assistance is available only to urbanized areas with populations under 200,000 and the federal share may not exceed 50 percent of the net project costs, with no limitation on the amount of the apportionment that may be expended for operating assistance.

In federal fiscal year 2005, Minnesota's apportionment was \$41,989,305 for the Twin Cities and \$3,751,822 for urbanized areas with populations between 50,000 and 200,000.

Elderly and Persons with Disabilities Grant Program (Section 5310)

The purpose of this federal grant program is to meet the special needs of elderly persons and persons with disabilities for whom existing transportation services are unavailable, insufficient, or inappropriate. Grants are made available for the purchase of lift-equipped vehicles for replacement, expansion of current service or initiation of new service. The grant program provides 80 percent of vehicle costs, and the recipient contributes 20 percent from non-federal funds. Operating costs are the responsibility of the recipient. In federal fiscal year 2005, Minnesota's apportionment was \$1,423,374.

Program Management

In calendar year 2005, the 5310 federal capital assistance program provided funds for 26 organizations to purchase lift-equipped vehicles. The following organizations received vehicles.

- City of Bloomington, Bloomington
- CLUES, St. Paul
- Connections of Moorhead, Inc., Moorhead
- Deer River Health Care Center, Deer River
- East Suburban Resources, Stillwater
- Fergus Falls Senior Citizens Program, Fergus Falls
- Focus Corp, Inc., Roseau
- Functional Industries, Inc., Buffalo
- HOPE DAC, Tyler
- Hubbard County DAC, Park Rapids
- Industries, Inc., Mora
- Kittson County DAC, Lake Bronson
- Lake City Medical Center, Lake City
- Lifeworks Services, Inc., Mendota Heights
- Martin Luther Manor, Bloomington
- Merrick, Inc., Maplewood
- Midway Transportation, Inc., St. Paul
- Midwest Special Services, Inc., St. Paul
- MRCI, Burnsville
- Options, Inc., Big Lake
- Phoenix Alternatives, Inc., White Bear Lake
- Pine Haven Care Center, Inc., Pine Island
- ProAct, Inc., Eagan
- Productive Alternatives, Inc., Fergus Falls
- RISE, Inc., Spring Lake Park
- Wadena County DAC, Inc., Sebeka



NonUrbanized Area Formula Program (Section 5311)

Section 5311 is a formula grant program for small urban (under 50,000 population) and rural areas. In 2005, 65 transit systems received funds from this program. These funds may be used to finance up to 80 percent of capital costs and up to 50 percent of operating deficits. Currently, limited formula funds make the federal share of system operating deficits 25 percent with no funds remaining for capital purchases. Minnesota's apportionment for federal fiscal year 2005 was \$6,148,482.

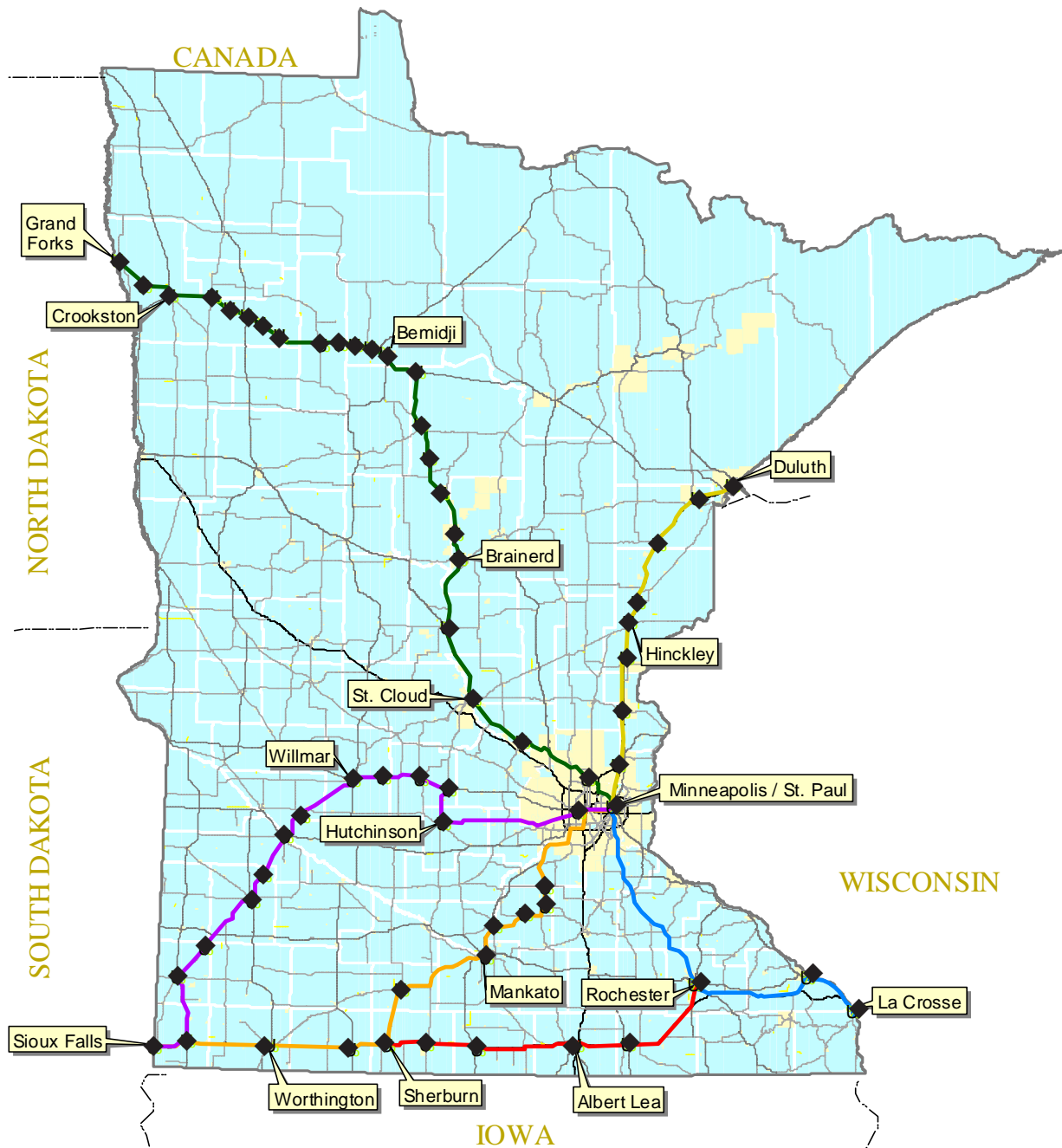
In addition to the apportioned Section 5311 funds for federal fiscal year 2005, Areawide Transportation Partnerships allocated \$2,366,400 in Federal Surface Transportation Program (STP) flexible funds to purchase 42 transit vehicles for Greater Minnesota.

Intercity Bus Program (Section 5311(f))

This program requires states to spend 15 percent of their Section 5311 apportionment to develop and support intercity bus transportation. "Intercity service" is defined as regularly scheduled bus service for the general public which operates with limited stops over fixed routes connecting two or more urban areas not in close proximity, which has the capacity for transporting baggage carried by passengers, and which makes meaningful connections with scheduled intercity bus service to more distant points if such service is available. **Map III** illustrates the location of intercity bus program routes funded in 2005-2006.

Program Management

Map III – 2005-2006 Intercity Bus Service




- Minneapolis/St. Paul to Sioux Falls, South Dakota (operating and marketing assistance)
- Minneapolis/St. Paul to Grand Forks, North Dakota (operating and marketing assistance)
- Minneapolis/St. Paul to Duluth (operating and marketing assistance)
- Minneapolis/St. Paul to La Crosse, Wisconsin (operating and marketing assistance)
- Minneapolis/St. Paul to Sioux Falls, South Dakota (operating and marketing assistance)
- Rochester to Sherburn (operating and marketing assistance)
- ◆ Cities Served

All 2005/2006 Intercity Contracts are with Jefferson Bus Lines.

Program Management

Rural Transit Assistance Program (Section 5311(b))



The Rural Transit Assistance Program (RTAP) promotes the safe and effective delivery of public transportation in non-urbanized areas by providing technical assistance and support services to Greater Minnesota's public transit systems. In 2005, the Federal Transit Administra-

tion allocated \$110,639 for Minnesota RTAP.

In Minnesota the RTAP focus was on training. In 2005, RTAP provided full length and refresher classes in Passenger Assistance, Defensive Driving and Abuse Prevention to transit drivers statewide. The third in the series of RTAP training videos, ***Recognizing and Reporting Passenger Mistreatment***, was completed and distributed in September.

In addition, RTAP sponsored the Transit Safety Institute's Safety and Security Workshop, provided scholarships for RTAP trainers to attend classes sponsored by the Community Transportation Association of America's (CTAA) and the National Training Institute (NTI), and made scholarships available for transit managers, providers and board members to attend the annual Minnesota Public Transit Conference.

As in past years, RTAP sponsored and supported the annual Statewide Bus Rodeo through funding, staff time and scholarships.

Mn/DOT Projects

Minnesota Public Transit Conference

The 31st Minnesota Public Transit Conference was held October 25-26, 2005, at the Hilton Hotel Minneapolis/St. Paul Airport.



The conference program consisted of sessions relevant to both public transit and human service transit. Sessions included: data privacy; what makes a good bus; new video technol-

ogy; restructuring strategies; Minnesota population trends and transit implications. A general session on SAFETEA-LU was provided by APTA, FTA, Mn/DOT and the Metropolitan Council. The luncheon speaker was Rachel Simon, author of "Riding The Bus With My Sister." There were four mobile workshops one of which provided training in how to handle fire emergencies in buses.

The 23rd Annual Minnesota Public Transit Association awards recognized individuals and organizations demonstrating achievement and excellence in public transit across the state. Award recipients were:

- Friend of Transit, presented to Senator Sharon Marko and Representative Ron Erhardt.
- Distinguished Career, presented to Nacho Diaz, Director-Metropolitan Transportation Services, Metropolitan Council, and Richard Graham, President, DARTS.
- Transit Professional of the Year, presented to Larry Rolf, Supervisor of Instructors, Metro Transit Instruction Center.
- Transit System of the Year, presented to St. Cloud Metro Bus.

This year MPTA also presented Advocacy Awards to Margaret Donahoe, Minnesota Transportation Alliance and to Sherry Munyon, Capitol Hill Associates.

Transit System Performance Evaluation Project

The Transit System Performance Evaluation Project began in 2000 with the goal of identifying best practices in transit operations. Assisting transit systems in improving efficiency and effectiveness in service delivery and developing measurement standards are also goals. Each Section 5311 system underwent interviews that included questions about organizational structure, personnel policies and training, trip making, fare handling, vehicle maintenance and the drug and alcohol testing program. Over the course of five years the evaluation format was modified to address emerging issues. For example, transit system safety and security has taken on increasing importance. Evaluation interviews were modified to cover more detail regarding driver training, accident investigation, and facility security.

Future plans for evaluating transit systems include revisiting previous recommendations and measuring progress. More emphasis will be placed on safety and security plans, service efficiency and coordination with other transit providers.

Transit systems visited in 2005 were:

- Cedar Valley Services, Albert Lea
- Dawson Heartland Express, Dawson
- Pelican Rapids Transit, Pelican Rapids
- Grant County Alpha Transit, Elbow Lake
- Pipestone County Transit, Pipestone
- Murray County Heartland Express, Slayton
- Three Rivers Hiawathaland Transit, Zumbrota
- Pine River Ride With Us, Pine River
- Augustana Lutheran Homes, Meeker County Transit, Litchfield
- Brown County Heartland Express, New Ulm
- Wadena County Friendly Rider, Wadena

In addition, Mankato Public Transit received a follow-up visit. In 2002, Mankato undertook an extensive review by a consultant firm. The purpose was to examine how well the routes were

Mn/DOT Projects

meeting the needs of both the general citizenry of the City and Minnesota State University-Mankato students. Most of the recommendations that can be accomplished without adding service hours have been implemented.

2005 Minnesota Statewide Bus Roadeo

The 18th Annual Statewide Bus Roadeo was held on July 29, 2005, on the east campus of Century College in White Bear Lake. The Roadeo was hosted by Metro Transit and sponsored by the Rural Transit Assistance Program (RTAP) and the Minnesota Department of Transportation. Drivers from 15 transit systems competed for top awards in the Large and Small Bus Divisions.



This one-day event provides timely training while showcasing the driving skills of Minnesota's transit drivers. All participants receive a certificate of participation, and the

top three winners in each division receive a plaque. The winner in the Small Bus Division is eligible to compete in the Community Transportation Association of America's (CTAA) national roadeo in Orlando, Florida, in 2006.



Winners of the Large Bus Division (from left): Jack Berner (1st) from Metro Transit; Ken Rakke (2nd) from St. Cloud Metro Bus; and Duane Dufner (3rd) from St. Cloud Metro Bus.



Winners of the Small Bus Division (from left): Alan Altepeter (1st) from Tri-Valley Heartland Express; Roger Benitt (2nd) from Tri-Valley Heartland Express; and Leah Van Meeteren (3rd) of Rock County Heartland Express


Mn/DOT Projects

RTAP Driver Training Videos

In October 2005, RTAP distributed a new video,


"Recognizing and Reporting Passenger Maltreatment," that addresses abuse prevention. The video was designed to serve as an interim training option for new drivers until they are able to attend an abuse prevention class. The video is also used in the Defensive Driving/Abuse

Prevention/Passenger Assistance Refresher class offered through RTAP.



Minnesota Launches *Share the Road* Bicycle Safety Education Program

Lt. Governor/Transportation Commissioner, Carol Malnau, launched the Share the Road Program on May 19, 2005.



Bicycle safety on Minnesota's streets and roads is a top priority for Mn/DOT and the State Bicycle Advisory Committee (SBAC). Mn/DOT and the SBAC have joined together as partners with the goal of eliminating deaths and reducing injuries due to bicycle-motor vehicle collisions.

The program is based on recognizing that bicyclists and motorists are equally responsible for bicycle safety. About one-half of all bicycle-motor vehicle collisions are attributed to various bicyclist behaviors, such as disregarding a traffic control sign or signal. The other half are attributed to motorist behaviors, such as inattention and distraction.

The number one factor contributing to bicycle-motor vehicle collision is failure to yield the right-of-way--both by bicyclists and by motorists. Yielding the right-of-way is just one of seven simple Rules of the Road that can make bicycling in Minnesota even more safe and enjoyable for everyone.

Developing a Bike Transportation Network: Metro Area Bikeways Mapping

Mn/DOT's Bicycle and Pedestrian Section, Office of Transit, began the metro area bikeways mapping project to develop an inventory of bicycle facilities in the Twin Cities metro area. The goal is to develop an electronic bikeways map and GIS database for the nine county metro area. Mn/DOT has had several key partners that have collaborated in developing the map including the Metropolitan Council, DNR, all metro area counties, the cities of Minneapolis and St. Paul as well as citizen groups.

The bikeways project was initiated in early 2000 to portray a system of bikeways that will form a comprehensive bicycle network for the Twin Cities Metropolitan area. The network will suggest a plan for various local constituencies to consider and enhance. The map shows on-road and off-road bikeways, including bike lanes, trails and bicycle friendly road shoulders. The metro map will identify prominent bike route roadways and trails that will help foster an arterial bikeway network.

Over the last five years, and with the assistance of local GIS mapping consultants, Mn/DOT has mapped the data as it becomes available from the counties and cities. Most recently the Land Management Information Center (LMIC) has assisted Mn/DOT in adding additional city data and collecting and adding county road shoulders identified as suitable for biking. Their work with

Mn/DOT Projects

Mn/DOT has increased the size and scope of this effort to the point where Mn/DOT is handing off the data gathering, validation and maintenance functions to the Metropolitan Council's staff assigned to bicycle planning.

Ultimately, local units of government and the general public will benefit from this database. As additional resources and technology developments come available, the bicycle database will serve to coordinate bicycle infrastructure planning and construction. And it will aid the key public transit service and bicycle connections.

Minnesota Scenic Bikeways

The idea for the scenic bikeway system was introduced pursuant to state statutes as part of the Mn/DOT Bicycle Modal Plan. It is envisioned as an intergovernmental collaboration to increase the legibility and connections among the many off road trails that exist in Minnesota. The vast majority of those connections will be on existing paved shoulders and low traffic roads. The result for touring bicyclists would be a safer and highly legible alternative to the main highways.

These routes will also serve as Minnesota's contribution to the National Bike Route system, for which planning began in 2004. Discussions have begun with state agencies and other potential coordinating partners regarding the development of this system. Discussions with potential implementing partners are anticipated to begin in 2006.

Minneapolis-St. Paul Part of National Non-Motorized Pilot Program

The federal transportation bill, Safe, Accountable, Flexible, Efficient Transportation Equity Act: A Legacy for Users (SAFETEA-LU), signed into law in August 2005, established and funded a non-motorized transportation pilot program to construct a network of non-motorized infrastructure facilities, including sidewalks, bicycle lanes, and bicycle and pedestrian trails that connect with trip generators.

The purpose of the program is to demonstrate the extent to which bicycling and walking can carry a significant part of the transportation load, and represent a major portion of the transportation solution, within selected communities. Minneapolis-St. Paul was one of four communities selected nationwide which will each receive \$25 million in federal transportation implementation funds over four years. The other communities are: Marin County, CA; Sheboygan County, WI; and Columbia, MO.

Safe Routes to School

With the passage of SAFTEA-LU, Mn/DOT will begin rolling out the new Safe Routes to School program mandated by the legislation. The program goal is to increase the numbers of K-8 students that walk and bike to school. Safety and access to Minnesota's schools will be improved through a multi-faceted approach of enforcement, encouragement, and infrastructure improvements. In addition to increasing the number of children who walk and bike to school, Safe Routes to School is designed to encourage more moderate activity among children and reverse the negative health effects of increasingly sedentary life-styles.

Low-Cost Transit Marketing

Low-cost marketing is a narrowly targeted effort that focuses on specific small segments of potential riders of public transit systems. Education is especially important for systems attempting to sell the benefits to the non-transit user for the first time. The marketing focus can be on school age children, elderly or senior housing residents, college and university staff and students or specific cities and counties in a transit system's service area.

Mn/DOT worked with the National Transit Institute (NTI) and arranged for a member of the NTI Fellows Program to conduct several workshops for Greater Minnesota public transit systems. "Small Agency Low-Cost/Low-Tech Transit Marketing Plans" workshops were held in 2004. Fifty-three public transit systems participated and implemented their plans in 2005.

Mn/DOT Projects

Recipients are required to submit quarterly progress reports measuring the effectiveness of various marketing activities in improving ridership. At the end of the campaign, a cost benefit analysis will be performed to determine which methods were most productive in gaining new riders.

Metropolitan Council Projects

The Metropolitan Council is responsible for all Twin Cities public transportation. The Council administers the regional fare structure and coordinates transit funding.

The Council's Transportation Policy Plan incorporated Transit Redesign recommendations which have been translated into guidelines for service design and evaluation, performance standards and for a transit capital plan. Transit Redesign still forms the backbone and foundation for much of the current transit plan adopted in the Council's latest 2030 Transportation Policy Plan.

Sector studies, which began in 1999, allowed for indepth, methodical evaluation and redesign of transit routes in the metropolitan service area. These route redesigns have resulted in steady ridership improvements.

The South Central Redesign, originally the Sector 5 study, successfully redesigned bus services to integrate the new Hiawatha Light Rail line into the transit network, while strengthening both express and crosstown bus options. The redesign program has encompassed contracted private routes, local community-based transit and the suburban Opt-Out systems wherever possible. Transit redesign and improvement is an ongoing effort to proactively improve Twin Cities transit for the future.

Americans with Disabilities Act (ADA)

All transit systems are federally mandated to be compliant with the transportation components of the ADA. In early 2003, the Federal Transit Administration, in its Triennial review, found the Council fully compliant in providing ADA service, exceeding requirements in several areas. Metro Mobility remains in full compliance with ADA service criteria.

Metro Mobility

Metro Mobility, the regional complementary paratransit service, contracts with private operators to provide the majority of its service, particularly in the urban core. Paratransit service is also con-

tracted with three counties and several non-profits as well as with taxis, a new premium and alternative service. While many Metro Mobility trips are demand response and scheduled on an individual basis, other service includes agency contracts covering arranged or repetitive group trips. In 2004, Metro Mobility finalized its conversion of the county provider contracts to a per-trip reimbursement system, keyed to computerized dispatch systems sharing common programming for qualifying ADA trips. A trip training program was also authorized to train members of the disabled community to use regular route public transit and light rail.

Metro Mobility issued a Request For Proposals in late 2004 to procure new service contracts for its demand response service. The awards and implementation of the new contracts were completed for Summer 2005. Other initiatives in process include a redesign or re-contracting of service in Scott County; third-party certifications and changes in the phone, computer, and customer service systems and other efficiency measures.

Busways

The 2004 State Legislature funded or otherwise authorized the study and development of several busways utilizing some form of Bus Rapid Transit (BRT) technology on existing streets, HOV lanes or dedicated bus lanes. Twenty million dollars was approved for final engineering and development of the Bottineau Boulevard Busway, formerly known as the Northwest Busway, along Highway 81 from Rogers to Minneapolis. Mn/DOT was authorized to study possible BRT use along I-35W south of Minneapolis and in Dakota County with assistance from the Metropolitan Council. The Council provided funding to study and begin design on a Cedar Avenue busway.

Metropolitan Council Projects

Community Based Services

The Metropolitan region has locally initiated and managed transit systems throughout the region to provide local dial-a-ride and circulator services. The state classifies these as rural and small urban systems and mandates the Metropolitan Council to provide partial support for their operations. Currently 18 systems exist, representing individual cities and counties and joint powers authorities between neighboring cities and non-profits. While many systems specialize in service to seniors and social service recipients, all are open to the public and operate with ADA accessible vans or small buses, many provided under lease from the Council's regional fleet. Local dollars, above and beyond fares, continue to be an important funding source for most of these programs.

Hiawatha Light Rail

After many years of negotiations, planning and applications for funding, permits and approvals; and after almost three years of construction, Phase I of the Hiawatha Light Rail line was opened on June 26, 2004. The initial line opening covered the route from downtown Minneapolis to Fort Snelling. Phase II was opened on December 10, 2004, to complete the route under the Minneapolis-St. Paul Airport's Lindberg Terminal and on to the Mall of America, a total of 11 miles of electrified double track.

The line operates at a top speed of 55 miles per hour on largely grade-separated tracks, with the notable exception of its embedded track operating in the middle of Fifth Street in downtown Minneapolis. Operating headways average from 7 minutes peak to 15 minutes off-peak during the day. Articulated, semi-low-floor Bombardier vehicles operate singly and in tandem. They are ADA accessible and equipped with internal bike racks.

Seventeen stations support the line, with most serving as transfer points and hubs of the bus system. Two major and several smaller park-and-ride lots are provided along the route.

The public responded immediately and very positively to the line. After several months of operation, surveys noted that up to 40% of the riders were new to the transit system. By early 2005, ridership was averaging over 26,000 rides per day with one-day peaks near 31,000 rides. This represented a 60% increase above initial projections, roughly equal to 2020 ridership forecasts.

Planning continues on a transitway that could link to the Hiawatha Light Rail line and provide service from downtown Minneapolis to downtown St. Paul via the University of Minnesota and the University Avenue/Midway area. While the Council is the lead agency in this endeavor, the ongoing planning process is overseen by the Central Corridor Committee which represents this in both core cities, the Ramsey County and Hennepin County Regional Rail Authorities, the U of M, Twin Cities and other stakeholders. Decisions on the preferred mode (BRT or LRT), authorization of state funding and final applications for federal grants await future action.

Travel Demand Management

The Metropolitan Council promotes Travel Demand Management (TDM) strategies and programs for commuters and other travelers in the region. TDM supports any options for travel that reduce trips by single-occupant vehicles. These strategies can reduce vehicle miles traveled, improve air quality and reduce congestion through modifications of travel behavior. Education, marketing incentives, demonstration programs and partnerships with business and public agencies are key.

TDM strategies in the region include promoting flex work hours to reduce peak period traffic, telecommuting and bicycle and pedestrian travel. Promoting and informing the public about transit use is another important segment of this work. The Council also supports five Transportation Management Organizations (TMO) in the region

Metropolitan Council Projects

who provide local contacts and marketing in Minneapolis, St. Paul, Anoka County, the I-494 Corridor and the Midway area. In addition to these partnerships, the Council coordinates its activities with Mn/DOT.

Metro Commuter Services

The TDM activities within the Council are provided by Metro Commuter Services (MCS), a department of the Metropolitan Transportation Services division. This group administers the regional TDM services that support and promote alternative travel behaviors. Besides marketing the TDM strategies in areas not covered by the TMO's, MCS provides incentives such as Guaranteed Ride Home, a reimbursement program for emergency rides taken by bus or pool riders; Driver Rewards, a vanpool driver bonus program; web-based ridematching for commuters; a network of bike lockers for rent; Van-Go!, the Council subsidized vanpool program and promotional program for businesses and commuters including the Commuter Challenge, Commuter Choice, and the newly adopted Best Workplaces for Commuters, a national recognition of companies who provide significant employee support and incentives for smart commuting patterns and habits.

Regional Transit Capital (RTC)

With the Legislature's periodic authorization, the Metropolitan Council issues bonds to fund transit capital projects. These bonds are used to buy buses; rehab vehicles; build transit hubs, shelters, garages, park-and-ride lots and other facilities and purchase fare collection, communication, and other support systems and equipment. They also provide local match for federal capital project funds. The capital bonds are paid for with a property tax levy within the Transit Taxing District, an area within the region roughly equal to the transit service area as defined in 1977 statutes.

Projects are selected through a regional solicitation process that includes all transit providers in the seven counties. This solicitation happens on a biennial basis and is scheduled for 2005. It partially consolidates the Regional Transit Capital (RTC) project selection with the regional solicitation for Congestion Mitigation Air Quality (CMAQ) and Surface Transportation Program funding.

While the Legislature did not authorize any additional bonding for RTC in 2004, previous authorizations were sufficient to continue several capital projects. 2005 authorizations are expected to allow new bonding and projects.

Regional Fixed Route Services

Regional fixed-route services provide over 97% of all public transit trips in the region. The balance is Metro Mobility paratransit trips and dial-a-ride trips provided by community based systems and regional transit authorities for safety-net and circulator services. Foremost among fixed route providers is Metro Transit, an operating division of the Metropolitan Council. Its service accounts for about 92% of all ridership in the region, including most services in the urban core, a wide network of commuter and express routes and the Hiawatha Light Rail line.

Also under the Council's jurisdiction are eight contracted private, fixed route providers. The remainder of fixed route services in the region are provided by six suburban Transit Replacement or "Opt-Out" transit authorities, providing local and express bus services in the southern and western suburbs. These "Opt-Outs" are Maple Grove Transit, Plymouth Metrolink, South West Metro Transit, City of Shakopee, Prior Lake Laker Lines and the Minnesota Valley Transit Authority.

Metro Transit

Metro Transit, as the Twin Cities' largest bus and rail mass transit operator, provides the core

Metropolitan Council Projects

service for the Metro region. In 2004, it operated a fleet of over 730 buses each weekday peak period. It also maintains approximately 100 spare and contingency vehicles. The fleet operates out of five area garages and is supported by other facilities, including an overhaul base, a dispatch center, a farebox repair shop and central offices. With the Hiawatha Light Rail line, Metro Transit is regularly providing 250,000 rides each weekday. Metro Transit also provides an essential list of regional services to other providers and the public. Their services include route and schedule information, trip planning, downtown service coordination, fare collection system coordination and repair, fare media, bus pass sales and reimbursements, the Transit Police, and regional safety and security coordination.

2004 was notable for Metro Transit due to the work stoppage it experienced from March 4 to April 16, 2004, the longest strike in the organization's history. After 45 days without Metro Transit bus service, a collective bargaining agreement was reached that returned the system to work. In addition to the lost service during the strike, daily ridership after the strike was depressed compared to pre-strike levels and continued to show signs of weakness through the end of the year. Final ridership totals in 2004 were 57 million rides, but 2005 is expected to be "back on track" with rides in excess of 70 million trips.

Metro Transit continues to be a key component in the region's transportation system. Sales of the Metropass program to participating employers continue to grow, approaching 100 participating companies and representing over 15,000 employee pass holders. Metro Transit took the lead in a regional park-and-ride facility study and developed a methodology to direct future capital investment in these facilities. Metro Transit identified areas that will need new or expanded service. They continue to expand the use of ultra-low sulfur fuel hybrid buses and the implementation of a "smart card" fare collection system.

Metro Transit has also partnered with the City of Minneapolis in their current city transportation study to assist in improving downtown and citywide circulation and mobility.

ALBERT LEA TRANSIT (ALT)

Contact Person: Garry Hart
Title: Support Services Manager
Address: 2205 Myers Road
Albert Lea, MN 56007
Telephone: 507.379.9869
Fax: 507.379.9860
E-Mail: ghart@cedarvalleyservices.org



SYSTEM SNAPSHOT:

Legal Name: Cedar Valley Services, Inc.
Type of Government: Non-Profit
Area Served: City of Albert Lea
Legislative District: 27A
Congressional District: 1

2005 Achievements:

- Adjusted the deviated route in April 2005
- Retained staff with employment history at Albert Lea Transit
- Secured city funding for operations

2006 Objectives:

- Increase ridership for Dial-A-Ride by 10 percent
- Increase ridership for route deviation by 10 percent
- Secure Section 5309 funding to build a bus garage

2007-2012 Long Range Plans:

- Continue to secure annual city funding for operation
- Increase total number of buses
- Increase overall ridership by 10 percent

Vehicles: 3 Class 400

Service Type: Route Deviation, Dial-A-Ride and Subscription

Days of Service: Monday-Friday 7:00 a.m.-4:45 p.m.

Base Fare: \$2.00

Funding Class: Small Urban

2004 SYSTEM DATA:

Total Operating Costs: \$184,836.94

Total Cost Per Passenger: \$6.25

Ridership: 29,563

Annual System Miles: 61,350



ANNANDALE HEARTLAND TRANSIT

Contact Person: John Nelson
Title: Administrator
Address: 500 Park Street East
Annandale, MN 55302
Telephone: 320.274.3737 (Care Center),
320.274.3551 (Transit Office)
Fax: 320.274.3631
E-Mail: hartland@lakedalelink.net
Website: www.ahcsmn.org

SYSTEM SNAPSHOT:



Legal Name: Annandale Care Center
Type of Government: Non-Profit
Area Served: City of Annandale and communities within a 15 mile service area
Legislative District: 18, 18B, 19, 19A, 19B, 32 and 32A
Congressional District: 6

Vehicles: 4 Class 400
Service Type: Route Deviation, Dial-A-Ride and Route Guarantee
Days of Service: Monday-Friday 7:00 a.m.-4:15 p.m.
Base Fare: \$1.00 out of town fare; 1 way \$3.00; round trip \$6.00
Funding Class: Small Urban

2004 SYSTEM DATA:

Total Operating Costs: \$121,191.26
Total Cost Per Passenger: \$9.04
Ridership: 13,412
Annual System Miles: 99,727

2005 Achievements:

- Maintained 40%+ revenue to expense
- Continued to provide safe, reliable and convenient transit services to residents within service area
- Promoted transit system as public transportation service

2006 Objectives:

- Continue coordination partnership with River Rider Public Transit
- Add St. Cloud regional center to service area
- Continue to promote service as public transit

2007-2012 Long Range Plans:

- Increase ridership
- Explore potential for a deviated route to St. Cloud on a monthly basis
- Increase public awareness of service offered



ARROWHEAD TRANSIT

Contact Person: Jack Larson
Title: Transit Director
Address: 702 - 3rd Avenue South
Virginia, MN 55792
Telephone: 218.749.2912 Ext. 107
Fax: 218.741.5715
E-Mail: jl Larson@aeoa.org
Website: www.aeoa.org

2005 Achievements:

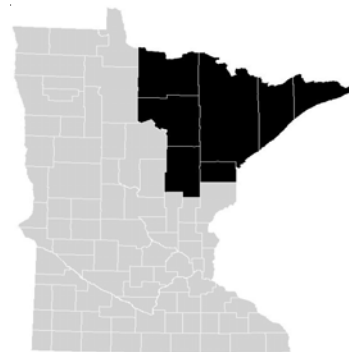
- Moved vehicles into heated bus storage in Carlton County
- Expanded service to include Saturday and Sunday in Itasca County
- Increased bus ridership in Aitkin by 5 percent

2006 Objectives:

- Move vehicles into heated bus storage in Koochiching County
- Increase Koochiching County bus ridership by 2 percent

2007-2012 Long Range Plans:

- Standardize bus fleet
- Increase system-wide ridership by 1% per year



SYSTEM SNAPSHOT:

Legal Name: Arrowhead

Economic Opportunity Agency, Inc. (AEOA)

Type of Government: Community Action Program (CAP)

Area Served: Aitkin, Carlton, Cook, Itasca, Koochiching, Lake and St. Louis Counties

Legislative District: 03, 03A, 03B, 04, 04A, 05, 05A, 05B, 06, 06A, 06B, 07, 07A, 07B, 08 and 08A

Congressional District: 8

Vehicles: 13 Class 400, 32 Class 500 and 10 Class 600

Service Type: Route Deviation, Dial-A-Ride and Route Guarantee

Days of Service: Monday-Friday 6:00 a.m.-6:00 p.m.;
Saturday 9:00 a.m.-3:00 p.m.;
Sunday 9:00 a.m.-3:00 p.m.

Base Fare: \$1.10; book of 10 tickets-pay for 9; senior discounts

Funding Class: Multi-County

2004 SYSTEM DATA:

Total Operating Costs: \$2,709,410.33

Total Cost Per Passenger: \$7.66

Ridership: 353,669

Annual System Miles: 1,229,578

Volunteer Ridership: 6,756

Volunteer System Miles: 381,100

AUSTIN-MOWER COUNTY AREA TRANSIT (FORMERLY KNOWN AS MOWER COUNTY AREA TRANSIT)

Contact Person: Craig Oscarson
Title: County Coordinator
Address: 201 - 1st Street N.E.
Austin, MN 55912
Telephone: 507.437.9459
Fax: 507.437.9458
E-Mail: coscarsen@co.mower.mn.us

2005 Achievements:

- Wrote Section 5309 facility proposal, which was granted by FTA
- Ended year 2004 with net income, requiring no local operations subsidy
- Nearing completion of route restructuring to reduce costs

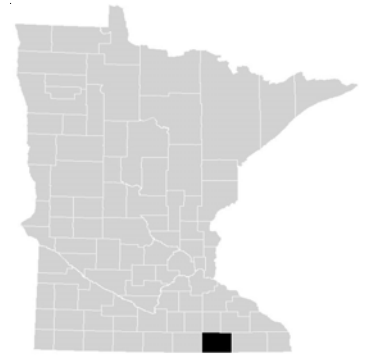
2006 Objectives:

- Complete construction on a new transit facility
- Reduce cost per ride
- Enhance non-tax revenue

2007-2012 Long Range Plans:

- Increase ridership
- Implement strategic planning
- Provide better service to rural areas

SYSTEM SNAPSHOT:



Legal Name: AMCAT Joint Powers Board

Type of Government: County

Area Served: Mower County

Legislative District: 27, 27A and 27B

Congressional District: 1

Vehicles: 9 Class 400

Service Type: Route Deviation, Dial-A-Ride, Route Guarantee and Subscription

Days of Service: Monday 6:00 a.m.-5:00 p.m.; Tuesday-Friday 6:00 a.m.-6:00 p.m.; Saturday 9:00 a.m.-5:00 p.m.

Base Fare: \$1.50; \$2.50 Dial-A-Ride

Funding Class: Small Urban and Countywide

2004 SYSTEM DATA:

Total Operating Costs: \$453,456.74

Total Cost Per Passenger: \$8.05

Ridership: 56,297

Annual System Miles: 180,422

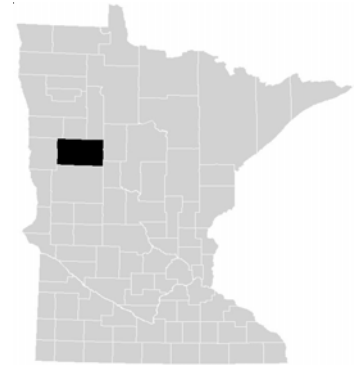
Volunteer Ridership: 1,000

Volunteer System Miles: 35,128



BECKER COUNTY TRANSIT

Contact Person: Rusty Haskins
Title: Supervisor
Address: 712 Minnesota Avenue, P. O.
Box 1637, Detroit Lakes, MN 56502-1637
Telephone: 218.847.5628 Ext. 365
Fax: 218.847.6738
E-Mail: rdhaski@co.becker.mn.us



SYSTEM SNAPSHOT:

2005 Achievements:

- Received approval of a grant to build a new bus/office facility
- Received a grant to increase marketing efforts
- Continued participation with Clay County Rural Transit (CRRT) Commuter Bus

2006 Objectives:

- Work within budget constraints without reducing service
- Complete move into new transit facility
- Increase Becker County ridership on CCRT commuter bus

2007-2012 Long Range Plans:

- Continue scheduled bus replacement
- Serve needs of county residents by providing quality services in fiscally responsible manner
- Concentrate on developing Volunteer Driver program

Legal Name: Becker County Transit

Type of Government: County

Area Served: Cities of Audubon, Callaway, Detroit Lakes, Frazee, Lake Park and Ogema

Legislative District: 02, 02A, 09, 09B, 10 and 10B

Congressional District: 7

Vehicles: 1 Class 100 and 4 Class 400

Service Type: Route Deviation and Dial-A-Ride

Days of Service: Monday-Friday 8:00 a.m.-6:00 p.m.

Base Fare: \$1.25; \$1.25 per 5 mile increment

Funding Class: Countywide

2004 SYSTEM DATA:

Total Operating Costs: \$218,033.62


Total Cost Per Passenger: \$6.29

Ridership: 34,675

Annual System Miles: 67,613

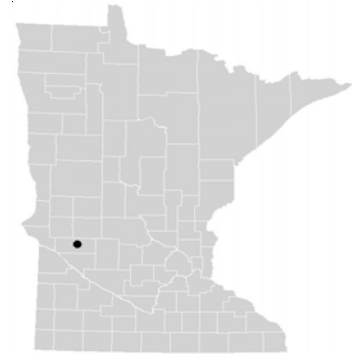
Volunteer Ridership: 1,089

Volunteer System Miles: 55,063



BENSON HEARTLAND EXPRESS

Contact Person: Rob Wolfington
Title: City Manager
Address: 1410 Kansas Avenue
Benson, MN 56215
Telephone: 320.843.4775
Fax: 320.842.7151
E-Mail: rob.wolfington@co.swift.mn.us
Website: www.bensonmn.org



SYSTEM SNAPSHOT:

Legal Name: Benson, City of
Type of Government: City
Area Served: City of Benson
Legislative District: 20A
Congressional District: 7

2005 Achievements:

- Increased mid-year ridership by 5 percent
- Improved safety training
- Performed under budget

2006 Objectives:

- Increase marketing effort
- Plan for new bus garage
- Improve ridership by 5 percent

2007-2012 Long Range Plans:

- Construct new bus garage
- Hire full-time bus drivers
- Add fourth bus to the fleet

Vehicles: 3 Class 400

Service Type: Dial-A-Ride

Days of Service: Monday-Friday 7:00 a.m.-5:00 p.m.;
Saturday 8:00 a.m.-12:30 p.m.;
Sunday 7:30 a.m.- 12:30 p.m.

Base Fare: \$1.00

Funding Class: Small Urban

2004 SYSTEM DATA:

Total Operating Costs: \$126,215.86

Total Cost Per Passenger: \$3.10

Ridership: 40,755

Annual System Miles: 51,524



BRAINERD & CROW WING PUBLIC TRANSIT

Contact Person: Tom Jay
Title: Transit Coordinator
Address: 501 Laurel Street
Brainerd, MN 56401
Telephone: 218.828.6172
Fax: 218.828.6172
E-Mail: tjay@ci.brainerd.mn.us
Website: www.ci.brainerd.mn.us/



SYSTEM SNAPSHOT:

Legal Name: Brainerd, City of
Type of Government: City
Area Served: Crow Wing County; Cities of Baxter and Brainerd
Legislative District: 04, 04B, 12, 12A and 12B
Congressional District: 8

2005 Achievements:

- Implemented first fare increase in two decades
- Increased county ridership by 20 percent
- Implemented Safety Plan/Coordination with Emergency Services

2006 Objectives:

- Increase overall ridership by 3 percent
- Increase fare box revenues by 10 percent
- Coordinate volunteer driver program within service area

2007-2012 Long Range Plans:

- Provide limited transit services to neighboring counties
- Coordinate service with other providers
- Construct a transit facility

Vehicles: 9 Class 400

Service Type: Route Deviation, Dial-A-Ride and Subscription

Days of Service: Monday-Friday 7:15 a.m.- 4:30 p.m.

Base Fare: \$1.00, county trips \$2.00

Funding Class: Small Urban and Countywide

2004 SYSTEM DATA:

Total Operating Costs: \$690,553.83

Total Cost Per Passenger: \$8.31

Ridership: 83,116

Annual System Miles: 276,707



BROWN COUNTY HEARTLAND EXPRESS

Contact Person: Bob Apitz
Title: Transit Coordinator
Address: 1117 Center Street, P.O. Box 788
New Ulm, MN 56073
Telephone: 507.354.8246
Fax: 507.359.6542
E-Mail: bob.apitz@co.brown.mn.us
Website: www.brown.us/Department/CSB/transit.htm

2005 Achievements:

- Increased youth ridership through efforts of marketing plan grant
- Maintained service levels with limited increased funding
- Began collaboration with Region 9 AAA/DHS funded Transportation Coordination Project

2006 Objectives:

- Complete updating of operations policies/procedures/Rider Guide
- Sustain current levels of service without raising fares given rising fuel costs
- Continue coordination efforts with Region 9 AAA/DHS funded Transportation Coordination Project

2007-2012 Long Range Plans:

- Coordinate with transit systems east and west of Brown County to improve access to major traffic generators
- Incorporate computerized software scheduling and dispatch program compatible with system needs
- Meet unmet demand/need for additional bus services in west end of county



SYSTEM SNAPSHOT:



Legal Name: Brown County Family Services

Type of Government: County

Area Served: Brown County; Cities of Comfrey, Essig, Evan, Hanska, New Ulm, Sleepy Eye and Springfield

Legislative District: 21, 21B and 22B

Congressional District: 1

Vehicles: 7 Class 400

Service Type: Dial-A-Ride

Days of Service: Monday-Friday 7:15 a.m.-5:00 p.m.;
Sunday 8:00 a.m.-12:00 p.m.

Base Fare: \$1.25; discount for rides to nutrition sites

Funding Class: Small Urban and Countywide

2004 SYSTEM DATA:

Total Operating Costs: \$440,849.00

Total Cost Per Passenger: \$7.07

Ridership: 62,336

Annual System Miles: 144,097

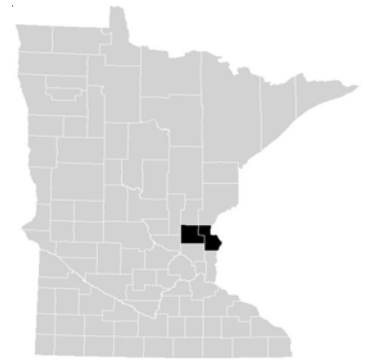
Volunteer Ridership: 4,991

Volunteer System Miles: 55,529



CHISAGO - ISANTI COUNTY HEARTLAND EXPRESS

Contact Person: Jacqueline S. Forner
Title: Transit Director
Address: 555 - 18th Avenue S.W.
Cambridge, MN 55008
Telephone: 763.689-8131
Fax: 763.689.8134
E-Mail: jackie.forner@co.isanti.mn.us
Website: www.co.chisago.mn.us and
www.co.isanti.mn.us/depart.htm#trans



SYSTEM SNAPSHOT:

2005 Achievements:

- Developed zone fares based on density and distance traveled
- Moved into new transit facility
- Hired a mechanic

2006 Objectives:

- Reduce maintenance costs
- Develop proactive maintenance program
- Develop a flexible fixed route in Cambridge

2007-2012 Long Range Plans:

- Assist in developing express/commuter bus service in metro area
- Assist in establishing a park-and-ride and storage facility on the I-35, County Road 17 interchange

Legal Name: Isanti County

Type of Government: County

Area Served: Chisago and Isanti Counties; Cities of Braham, Cambridge, Isanti, Lindstrom, North Branch, Rush City and Wyoming

Legislative District: 08, 08B, 17, 17A, and 17B

Congressional District: 8

Vehicles: 8 Class 400 and 2 Class 600

Service Type: Dial-A-Ride

Days of Service: Monday-Friday 5:00 a.m.-5:00 p.m.

Base Fare: \$1.25; zone fare \$1.75 to \$3.00

Funding Class: Small Urban, Countywide and Multi-County

2004 SYSTEM DATA:

Total Operating Costs: \$618,590.89

Total Cost Per Passenger: \$10.07

Ridership: 61,457

Annual System Miles: 474,721

Chisago—Isanti Heartland Express



CLAY COUNTY RURAL TRANSIT (CCRT)

Contact Person: Georgia Beaudry
Title: Rural Transit Coordinator
Address: 715 - 11th Street N. #108
Moorhead, MN 56560
Telephone: 218.299.7208
Fax: 218.299.7210
E-Mail: georgia.beaudry@co.clay.mn.us
Website: www.co.clay.mn.us



SYSTEM SNAPSHOT:

Legal Name: Clay County
Type of Government: County
Area Served: Clay and Becker Counties; Cities of Barnsville, Detroit Lakes, Glyndon, Hawley, Moorhead, Ulen and Hitterdal
Legislative District: 09, 09A and 09B
Congressional District: 7

2005 Achievements:

- Purchased a new bus
- Installed Park-and-Ride sign at new park-and-ride on Highways 10/32
- Developed new transit brochure and logo

2006 Objectives:

- Bid jointly for transit services with City of Moorhead
- Coordinate vehicle storage with other transit agencies
- Obtain new service contract with Heartland Industries

2007-2012 Long Range Plans:

- Remodel transit garage
- Implement additional commuter routes
- Pursue collaborative maintenance services

Vehicles: 3 Class 400 and 2 Class 500
Service Type: Route Deviation and Dial-A-Ride
Days of Service: Monday-Friday 6:00 a.m.-6:30 p.m.
Base Fare: \$3.00
Funding Class: Countywide and Multi-County

2004 SYSTEM DATA:

Total Operating Costs: \$225,702.41
Total Cost Per Passenger: \$14.28
Ridership: 15,809
Annual System Miles: 115,281

THIS VEHICLE STOPS AT ALL RAILROAD CROSSINGS
CCRT
CLAY COUNTY RURAL TRANSIT

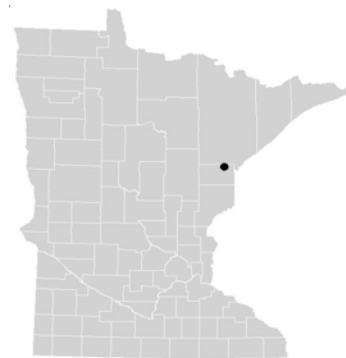


CLOQUET PUBLIC TRANSIT SYSTEM

Contact Person: Brian Fritsinger
Title: City Administrator
Address: 1307 Cloquet Avenue
Cloquet, MN 55720
Telephone: 218.879.3347
Fax: 218.879.6555
E-Mail: bfritsinger@ci.cloquet.mn.us

Merged with Arrowhead Transit for service in the Counties of Aitkin, Carlton, Cook, Itasca, Koochiching, Lake and St. Louis.

SYSTEM SNAPSHOT:



Legal Name: Cloquet, City of
Type of Government: City
Area Served: Cities of Carlton, Cloquet, Scanlon, and Brevator Township
Legislative District: 06B and 08A
Congressional District: 8

Vehicles: 2 Class 400 and 1 Class 500
Service Type: Route Deviation and Dial-A-Ride
Days of Service: Monday-Saturday 8:00 a.m.-8:00 p.m.
Base Fare: \$1.50; \$1.00 senior rate
Funding Class: Small Urban

2004 SYSTEM DATA:

Total Operating Costs: \$124,528.37
Total Cost Per Passenger: \$3.75
Ridership: 33,193
Annual System Miles: 93,737



COTTONWOOD COUNTY TRANSIT

Contact Person: Kelly Thongvivong

Title: Transit Coordinator

Address: 900 Third Avenue
Windom, MN 56101

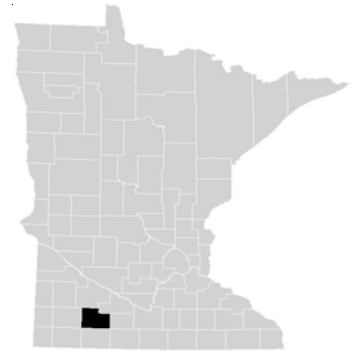
Telephone: 507.831.5669

Fax: 507.831.3675

E-Mail:

cottonwood.commissioners@co.cottonwood.mn.us

SYSTEM SNAPSHOT:



Legal Name: Cottonwood County

Type of Government: County

Area Served: Cottonwood County; Cities of Mountain Lake, North Jackson County, Jeffers, Storden, Westbrook, Windom and Worthington

Legislative District: 22 and 22B

Congressional District: 1

Vehicles: 3 Class 400

Service Type: Route Deviation, Dial-A-Ride and Route Guarantee

Days of Service: Monday-Friday 8:00 a.m.-4:30 p.m.

Base Fare: \$1.25/\$1.50

Funding Class: Countywide

2004 SYSTEM DATA:

Total Operating Costs: \$99,435.51

Total Cost Per Passenger: \$5.27

Ridership: 18,864

Annual System Miles: 60,737

2005 Achievements:

- Developed county website which includes information about the services offered by Cottonwood County Transit
- Participated in county-wide events to promote transit services
- Purchased and began using transit tokens for transit system with marketing grant dollars

2006 Objectives:

- Replace one transit vehicle in 2006
- Continue to increase ridership from Mountain Lake, Jeffers, Westbrook and Storden areas
- Continue to promote ridership through the use of monthly passes for students and children during the summer months

2007-2012 Long Range Plans:

- Replace one transit vehicle in 2007
- Continue to increase ridership through marketing and education
- Increase vehicle fleet to accommodate growth



DAWSON HEARTLAND EXPRESS

Contact Person: Dave Bovee
Title: City Manager
Address: 675 Chestnut Street, P.O. Box 552
Dawson, MN 56232
Telephone: 320.769.2154 or 320.769.4462
Fax: 320.769.2858
E-Mail: dave@dawsonmn.com
Website: www.dawsonmn.com

SYSTEM SNAPSHOT:



Legal Name: Dawson, City of
Type of Government: City
Area Served: City of Dawson
Legislative District: 20A
Congressional District: 7

Vehicles: 2 Class 400
Service Type: Dial-A-Ride
Days of Service: Monday-Friday 7:30 a.m.-4:30 p.m.
Base Fare: \$1.50 tokens and passes
Funding Class: Small Urban

2005 Achievements:

- Transported students from local school to Job Service
- Developed new brochures and sponsored on-going radio ads
- Purchased bus stop benches with marketing grant
- Increased ridership as a result of 2005 marketing activities

2006 Objectives:

- Continue effort to increase passengers per mile/hour
- Reduce all unnecessary costs when possible
- Retain competent, friendly and dependable drivers

2007-2012 Long Range Plans:

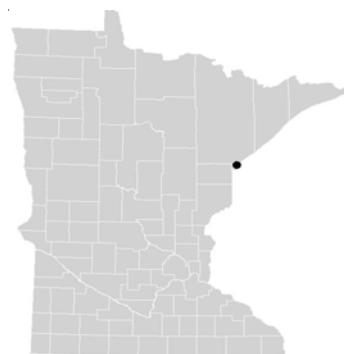
- Continue maintenance and preventative care of buses to extend their lifecycle
- Increase fares

2004 SYSTEM DATA:

Total Operating Costs: \$73,640.55
Total Cost Per Passenger: \$4.08
Ridership: 18,037
Annual System Miles: 13,046



DULUTH TRANSIT AUTHORITY (DTA) - REGULAR ROUTE



Contact Person: Dennis E. Jensen
Title: General Manager
Address: 2402 West Michigan Street
Duluth, MN 55806
Telephone: 218.722.4426
Fax: 218.722.4428
E-Mail: djensen@duluthtransit.com
Website: www.duluthtransit.com

SYSTEM SNAPSHOT:

Legal Name: Duluth Transit Authority
Type of Government: City
Area Served: Cities of Duluth, Hermantown and Proctor, Minnesota; and Superior, Wisconsin
Legislative District: 06B, 07A and 07B
Congressional District: 8

2005 Achievements:

- Installed new fare boxes
- Increased fares and offered additional pass options
- Improved scheduling efficiencies and flexibility

2006 Objectives:

- Maintain ridership during road construction activities
- Offer additional ticket and pass options
- Continue outreach programs to generate additional riders

2007-2012 Long Range Plans:

- Continue outreach programs to the community
- Maintain and improve service and image within the Twin Ports
- Continue ITS integration

Vehicles: 74 Class 700
Service Type: Regular Route
Days of Service: Monday-Friday 4:30 a.m.-12:30 a.m.;
Saturday 6:00 a.m.-8:00 p.m.;
Sunday 7:30 a.m.-7:30 p.m.
Base Fare: \$1.25; off peak fare \$.60
Funding Class: Urban

2004 SYSTEM DATA:

Total Operating Costs: \$8,912,037.51
Total Cost Per Passenger: \$3.32
Ridership: 2,684,804
Annual System Miles: 1,799,881



DULUTH TRANSIT AUTHORITY (DTA) - STRIDE

Contact Person: Dennis E. Jensen
Title: General Manager
Address: 2402 West Michigan Street
Duluth, MN 55806
Telephone: 218.722.4426
Fax: 218.722.4428
E-Mail: djensen@duluthtransit.com
Website: www.duluthtransit.com

SYSTEM SNAPSHOT:



Legal Name: Duluth Transit Authority
Type of Government: City
Communities Served: Cities of Duluth, Hermantown and Proctor, Minnesota; and Superior, Wisconsin.
Legislative District: 06B, 07A and 07B
Congressional District: 8

2005 Achievements:

- Maintained service levels and increased ridership
- Decreased denials

2006 Objectives:

- Decrease denials
- Increase multiple rider trips, not group trips
- Decrease trip cancellations

2007-2012 Long Range Plans:

- Improve service levels to 18,500 hours per year
- Continue working toward dedicated funding source

Vehicles: 4 Class 200 and 6 Class 400
Service Type: Dial-A-Ride
Days of Service: Monday-Friday 5:00 a.m.-11:00 p.m.;
Saturday 6:00 a.m.-7:00 p.m.;
Sunday 6:00 a.m.-6:00 p.m.
Base Fare: \$2.50; off peak \$1.20
Funding Class: Paratransit

2004 SYSTEM DATA:

Total Operating Costs: \$535,703.12
Total Cost Per Passenger: \$20.03
Ridership: 26,740
Annual System Miles: 194,061



EAST GRAND FORKS TRANSIT - REGULAR ROUTE

Contact Person: Ryan Brooks
Title: Transit Manager
Address: 600 DeMers Avenue, P. O.
Box 373, East Grand Forks, MN 56721
Telephone: 218.773.0124
Fax: 218.773.0128
E-Mail: gf_egf_mpo@yahoo.com
Website: www.grandforksgov.com/bus

2005 Achievements:

- Provided transportation for World Junior Hockey Tournament in Grand Forks and satellite tournament in Thief River Falls
- Implemented route changes to meet transit demand

2006 Objectives:

- Continue contract with local college to provide free rides for a base fee
- Increase senior ridership by 10 percent

2007-2012 Long Range Plans:

- Begin a marketing program
- Continue to improve ridership
- Implement Transportation Development Plan (TDP) recommendations

SYSTEM SNAPSHOT:



Legal Name: East Grand Forks, City of
Type of Government: City
Area Served: City of East Grand Forks
Legislative District: 01B
Congressional District: 7

Vehicles: 1 Class 400
Service Type: Fixed Route
Days of Service: Monday-Friday 7:00 a.m.-6:00 p.m.;
Saturday 10:00 a.m.-6:00 p.m.
Base Fare: \$1.50
Funding Class: Urban

2004 SYSTEM DATA:

Total Operating Costs: \$176,990.59
Total Cost Per Passenger: \$12.28
Ridership: 14,417
Annual System Miles: 48,941

EAST GRAND FORKS DIAL-A-RIDE (DAR)

Contact Person: Ryan Brooks
Title: Transit Manager
Address: 600 DeMers Avenue, P. O.
Box 373, East Grand Forks, MN 56721
Telephone: 218.773.0124
Fax: 218.773.0128
E-Mail: gf_egf_mpo@yahoo.com
Website: www.grandforksgov.com/bus



SYSTEM SNAPSHOT:

Legal Name: East Grand Forks, City of
Type of Government: City
Area Served: City of East Grand Forks
Legislative District: 01B
Congressional District: 7

2005 Achievements:

- Consolidated complementary paratransit service between Grand Forks and East Grand Forks
- Began providing night service

2006 Objectives:

- Provide Dial-A-Ride (DAR) service to all seniors
- Maintain current cost while increasing service
- Provide night service on DAR system

2007-2012 Long Range Plans:

- Reduce the cost of delivery through service coordination
- Promote increased ridership on system by adding a bus to the mix of taxicabs
- Implement Transportation Development Plan (TDP) recommendations

Vehicles: 6 Class 300

Service Type: Dial-A-Ride

Days of Service: Monday-Friday 6:00 a.m.-10:00 p.m.;
Saturday 10:00 a.m.-10:00 p.m.

Base Fare: \$2.50

Funding Class: Paratransit

2004 SYSTEM DATA:

Total Operating Costs: \$39,158.46

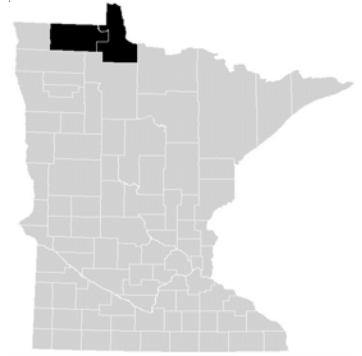
Total Cost Per Passenger: \$9.40

Ridership: 4,168

Annual System Miles: 16,672

FAR NORTH PUBLIC TRANSIT

Contact Person: Steven Butler
Title: Transit Manager
Address: 215 South Main, P.O. Box 189
Roseau, MN 56751
Telephone: 218.463.3238
Fax: 218.463.0001
E-Mail: rcco@wiktel.com



SYSTEM SNAPSHOT:

Legal Name: Roseau County Committee on Aging
Type of Government: Non-Profit
Areas Served: Roseau and Lake of the Woods Counties; Cities of Badger, Baudette, Greenbush, Roosevelt and Roseau
Legislative District: 01, 01A, 03 and 03A
Congressional District: 7

Vehicles: 5 Class 400
Service Type: Route Deviation and Dial-A-Ride
Days of Service: Monday-Friday 7:00 a.m.-5:00 p.m.
Base Fare: \$1.00 plus \$.75 for each 10 miles
Funding Class: Small Urban and Multi-County

2004 SYSTEM DATA:

Total Operating Costs: \$223,597.31
Total Cost Per Passenger: \$8.47
Ridership: 26,413
Annual System Miles: 118,762

2005 Achievements:

- Maintained overall cost per mile at/under \$2.00 for Roseau and Lake of the Woods Counties
- Moved into new FAR North administration office with three bus bays and a wash bay
- Decreased overtime salary in Lake of the Woods County by reducing head driver to four day week

2006 Objectives:

- Increase total ridership in Roseau and Lake of the Woods Counties by 1 percent
- Increase public awareness of transit services in Warroad area through radio ads, brochures and attendance at county meetings
- Provide more inter-county transportation between Roseau and Lake of the Woods Counties

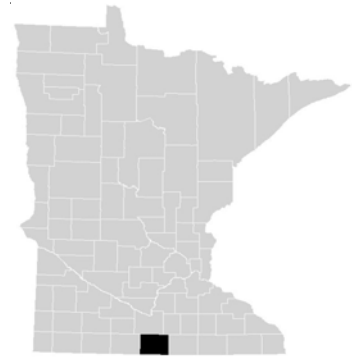
2007-2012 Long Range Plans:

- Increase service to cover Badger and Greenbush areas more efficiently
- Use the backup bus for better service during peak hours in the city of Roseau
- Raise more revenue with on bus advertising



FARIBAULT COUNTY PRAIRIE EXPRESS

Contact Person: Bonita Hagedorn
Title: Transit Coordinator
Address: 415 North Main, P. O. Box 130
Blue Earth, MN 56013
Telephone: 507.526.7433 or 1.877.579.7821
Fax: 507.526.6227
E-Mail: bonita.hagedorn@co.faribault.mn.us
Website: www.co.faribault.mn.us



SYSTEM SNAPSHOT:

Legal Name: Faribault County
Type of Government: County
Area Served: Faribault County
Legislative District: 24, 24A and 24B
Congressional District: 1

Vehicles: 3 Class 400
Service Type: Dial-A-Ride
Days of Service: Monday-Friday 8:00 a.m.-5:00 p.m.
Base Fare: \$2.00; \$1.00 transfer fee
Funding Class: Countywide

2005 Achievements:

- Purchased new bus; purchased three benches with marketing grant money
- Increased ridership of students through purchase of passes and marketing

2006 Objectives:

- Maintain increased ridership
- Evaluate potential service growth

2007-2012 Long Range Plans:

- Increase ridership by 10 percent

2004 SYSTEM DATA:

Total Operating Costs: \$134,866.25
Total Cost Per Passenger: \$12.17
Ridership: 11,081
Annual System Miles: 89,960



FARIBAULT FLYER

Contact Person: Kim Lang
Title: Community Development Coordinator
Address: 208 N.W. 1st Avenue
Faribault, MN 55021
Telephone: 507.333.0376
Fax: 507.384.0507
E-Mail: klang@ci.faribault.mn.us
Website: www.ci.faribault.mn.us

2005 Achievements:

- Retained staff
- Ordered and took delivery of new bus
- Stabilized ridership

2006 Objectives:

- Review current service, recommend appropriate changes and implement
- Increase fare box recovery rate from 13 percent to 20 percent
- Monitor need for service between Faribault and Northfield

2007-2012 Long Range Plans:

- Purchase vehicles as needed
- Explore need for county-wide service
- Achieve and maintain a 20% fare box revenue

SYSTEM SNAPSHOT:



Legal Name: Faribault, City of
Type of Government: City
Area Served: City of Faribault
Legislative District: 26B
Congressional District: 2

Vehicles: 3 Class 400
Service Type: Route Deviation
Days of Service: Monday-Friday 6:30 a.m.-6:30 p.m.;
Saturday 7:30 a.m.- 4:30 p.m.;
Sunday 8:30 a.m.-3:30 p.m.
Base Fare: \$1.00; \$9/10 ride pass; \$5.00 youth
pass-unlimited rides
Funding Class: Small Urban

2004 SYSTEM DATA:

Total Operating Costs: \$153,436.86
Total Cost Per Passenger: \$5.86
Ridership: 26,194
Annual System Miles: 52,804



FOSSTON TRANSIT

Contact Person: Charles Lucken
Title: City Administrator
Address: 220 East First Street,
P.O. Box 607, Fosston, MN 56542
Telephone: 218.435.1959
Fax: 218.435.1961
E-Mail: clucken@gvtel.com
Website: www.fosston.com

2005 Achievements:

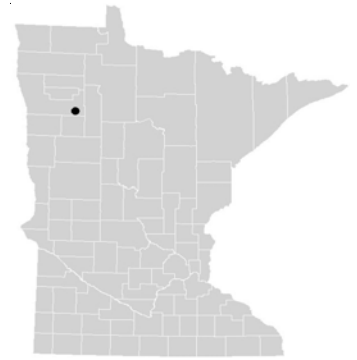
- Increased ridership of children by 10 percent
- Coordinated services with local law enforcement TRIAD program

2006 Objectives:

- Increase hours of service during the holiday shopping season for residents
- Coordinate with other local programs such as the Day Activity Center (DAC)
- Coordinate services with new assisted living facilities

2007-2012 Long Range Plans:

- Maintain low fares by increasing ridership
- Coordinate special evening shopping services for the elderly during the holiday season



SYSTEM SNAPSHOT:

Legal Name: Fosston, City of
Type of Government: City
Areas Served: City of Fosston
Legislative District: 02A
Congressional District: 7

Vehicles: 1 Class 400
Service Type: Dial-A-Ride
Days of Service: Monday-Friday 7:30 a.m.-5:30 p.m.;
Sunday 8:00 a.m.-12:00 p.m.
Base Fare: \$.35
Funding Class: Paratransit

2004 SYSTEM DATA:

Total Operating Costs: \$55,289.39
Total Cost Per Passenger: \$2.51
Ridership: 22,066
Annual System Miles: 21,813



GRANITE FALLS HEARTLAND EXPRESS

Contact Person: William P. Lavin

Title: City Manager

Address: 885 Prentice Street
Granite Falls, MN 56241

Telephone: 320.564.3011

Fax: 320.564.3013

E-Mail: cgf@kilowatt.net

Website:

granitefalls.com/Heartland_Express.htm

2005 Achievements:

- Experienced no at-fault accidents

2006 Objectives:

- Increase ridership
- Increase revenue to cost ratio
- Purchase new bus

2007-2012 Long Range Plans:

- Continue to maintain ridership increases

SYSTEM SNAPSHOT:



Legal Name: Granite Falls, City of

Type of Government: City

Area Served: City of Granite Falls

Legislative District: 20B

Congressional District: 7

Vehicles: 2 Class 400

Service Type: Dial-A-Ride

Days of Service: Monday-Friday 6:30 a.m.-5:30 p.m.;
Sunday 7:00 a.m.-12:00 p.m.

Base Fare: \$1.50

Funding Class: Small Urban

2004 SYSTEM DATA:

Total Operating Costs: \$86,806.35

Total Cost Per Passenger: \$3.88

Ridership: 22,389

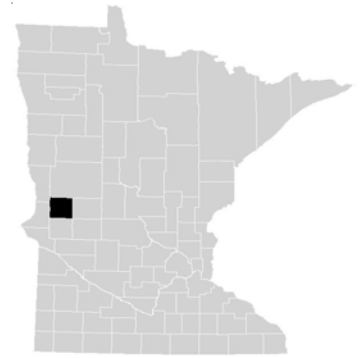
Annual System Miles: 29,373

Granite Falls Heartland Express



GRANT COUNTY ALPHA TRANSIT

Contact Person: Janet Johnson
Title: Transportation Coordinator
Address: 28 Central Avenue South,
P. O. Box 1006, Elbow Lake, MN 56531
Telephone: 218.685.4417
Fax: 218.685.4978
E-Mail: janet.johnson@co.grant.mn.us
Website: www.co.grant.mn.us



SYSTEM SNAPSHOT:

Legal Name: Grant County
Type of Government: County
Area Served: Grant County
Legislative District: 11 and 11A
Congressional District: 7

2005 Achievements:

- Increased the number of children/student passengers by 80
- Added one new volunteer driver

2006 Objectives:

- Increase overall ridership by 7 percent
- Increase the number of children/students by 25 percent

2007-2012 Long Range Plans:

- Add two additional days of bus service
- Provide additional, consistent bus service to outlying areas
- Adjust scheduling to accommodate more passengers

Vehicles: 2 Class 400
Service Type: Route Deviation, Dial-A-Ride and Route Guarantee
Days of Service: Monday-Friday 8:00 a.m.-5:00 p.m.
Base Fare: \$1.50
Funding Class: Small Urban and Countywide

2004 SYSTEM DATA:

Total Operating Costs: \$123,454.40
Total Cost Per Passenger: \$7.74
Ridership: 15,957
Annual System Miles: 44,977
Volunteer Ridership: 2,569
Volunteer System Miles: 58,437



HIBBING AREA TRANSIT

Contact Person: Sherri A. Lindstrom
Title: Finance Director
Address: 401 East 21st Street
Hibbing, MN 55746
Telephone: 218.262.3486
Fax: 218.262.2350
E-Mail: slindstrom@ci.hibbing.mn.us

2005 Achievements:

- Provided transportation for local art fair
- Added transit pass and service for night school students
- Coordinated additional stops for bike rally

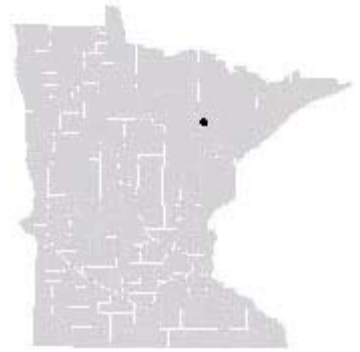
2006 Objectives:

- Continue working with the transit committee to facilitate a revamped route
- Increase customer satisfaction and loyalty through marketing
- Conduct feasibility study for adding a bus storage facility

2007-2012 Long Range Plans:

- Implement new route after best alternatives have been studied and decisions have been made
- Create a computerized database to track bus maintenance costs and history

SYSTEM SNAPSHOT:



Legal Name: Hibbing, City of

Type of Government: City

Area Served: Cities of Hibbing and Kelly Lake

Legislative District: 05B

Congressional District: 8

Vehicles: 4 Class 500

Service Type: Route Deviation and Dial-A-Ride

Days of Service: Monday-Friday 6:00 a.m.-9:00 p.m.;

Saturday 10 a.m.-5:00 p.m.;

Sunday 10:00 a.m.-4:00 p.m.

Base Fare: \$1.00; frequent rider passes/senior passes/work passes

Funding Class: Small Urban

2004 SYSTEM DATA:

Total Operating Costs: \$170,483.83

Total Cost Per Passenger: \$3.32

Ridership: 51,353

Annual System Miles: 114,315



HUBBARD COUNTY HEARTLAND EXPRESS

Contact Person: Linda Bair
Title: Transit Coordinator
Address: 301 Court Street
Park Rapids, MN 56470
Telephone: 218.732.9328
Fax: 218.732.3231
E-Mail: lbair@co.hubbard.mn.us



SYSTEM SNAPSHOT:

Legal Name: Hubbard County
Type of Government: County
Area Served: Hubbard County; City of Park Rapids
Legislative District: 02, 02B, 04 and 04B
Congressional District: 8

Vehicles: 3 Class 400
Service Type: Route Deviation, Dial-A-Ride, Route Guarantee and Subscription
Days of Service: Monday-Friday 6:00 a.m.-5:00 p.m.
Base Fare: \$1.25
Funding Class: Countywide

2004 SYSTEM DATA:

Total Operating Costs: \$185,741.55
Total Cost Per Passenger: \$8.43
Ridership: 22,042
Annual System Miles: 60,877
Volunteer Ridership: 1,707
Volunteer System Miles: 44,858

2005 Achievements:

- Use of bus by children increased 62% for summer recreation programs in June and July
- Provided shuttles for community egg hunt, Itasca 100th celebration and Douglas Lodge
- Participated in parades and shuttling at each small community festival
- Conducted non-rider survey

2006 Objectives:

- Inventory all transit options and refer riders to appropriate service
- Look for opportunities to provide contract service
- Continue marketing efforts through presentations

2007-2012 Long Range Plans:

- Expand hours in the city of Park Rapids
- Expand service area of Park Rapids to 10 mile radius



KANDIYOHI AREA TRANSIT (KAT)

Contact Person: John Groothuis
Title: Transit Director
Address: 1320 - 22nd Street S.W.
P. O. Box 186, Willmar, MN 56201
Telephone: 320.214.7433
Fax: 320.214.7754
E-Mail: jgroothuis@katbus.org
Website: www.katbus.org

2005 Achievements:

- Increased ridership by 8%, and reduced maintenance costs
- Developed new website and route maps to promote transit system
- Held first bus roadeo for KAT drivers

2006 Objectives:

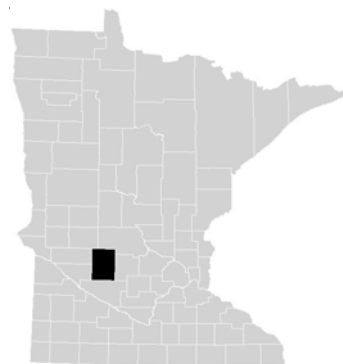
- Increase ridership
- Develop downtown Willmar transfer shelter
- Expand bus roadeo to include regional transit systems

2007-2012 Long Range Plans:

- Increase routing and route efficiency
- Increase ridership



SYSTEM SNAPSHOT:



Legal Name: Kandiyohi Area Transit Joint Powers Board

Type of Government: Joint Powers

Area Served: Cities of Atwater, Blomkest, Kandiyohi, Lake Lillian, New London, Pennock, Prinsburg, Raymond, Regal, Spicer, Sunburg and Willmar

Legislative District: 13A and 13B

Congressional District: 7

Vehicles: 7 Class 400 and 2 Class 500

Service Type: Route Deviation, Dial-A-Ride, Route Guarantee and Subscription

Days of Service: Monday-Friday 5:30 a.m.-6:00 p.m.; Saturday 7:30 a.m.-4:30 p.m.

Base Fare: \$1.25

Funding Class: Countywide

2004 SYSTEM DATA:

Total Operating Costs: \$694,029.91

Total Cost Per Passenger: \$6.34

Ridership: 109,392

Annual System Miles: 214,292

Volunteer Ridership: 7,747

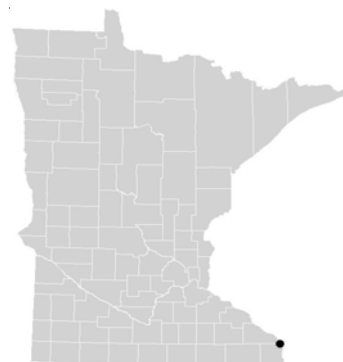
Volunteer System Miles: 53,901



LA CRESCENT APPLE EXPRESS

Contact Person: Keith Carlson
Title: Transit Manager
Address: 315 Main Street
La Crescent, MN 55947
Telephone: 608.789.7350
Fax: 608.789.7374
E-Mail: carlsonk@cityoflacrosse.org
Website: www.cityoflacrosse.org

SYSTEM SNAPSHOT:



2005 Achievements:

- Maintained service level given state funding reduction
- Completed property acquisition for transit center

2006 Objectives:

- Complete new downtown transit center
- Maintain 2005 service levels

2007-2012 Long Range Plans:

- Implement transit expansion between LaCrosse and LaCrescent as part of MPO's Long Range Transit Plan
- Research and determine feasibility of establishing a Regional Transit Authority

Legal Name: La Crescent, City of

Type of Government: City

Area Served: City of La Crescent

Legislative District: 31A and 31B

Congressional District: 1

Vehicles: 1 Class 600

Service Type: Route Deviation

Days of Service: Monday-Friday 6:00 a.m.-10:40 a.m. and 1:10 p.m.-6:10 p.m.

Base Fare: \$1Adult; \$1Youth; \$.50 Elderly and Disabled; Passes

Funding Class: Urban

2004 SYSTEM DATA:

Total Operating Costs: \$149,397.00

Total Cost Per Passenger: \$13.41

Ridership: 11,142

Annual System Miles: 40,674



LE SUEUR HEARTLAND EXPRESS

Contact Person: Connie Swanson
Title: Director
Address: 601 South 5th Street
P. O. Box 176, Le Sueur, MN 56058
Telephone: 507.665.6211
Fax: 507.665.3813
E-Mail: cswanson@cityoflesueur.com
Website: www.cityoflesueur.com



SYSTEM SNAPSHOT:

Legal Name: Le Sueur, City of
Type of Government: City
Area Served: City of Le Sueur
Legislative District: 25A
Congressional District: 2 and 7

2005 Achievements:

- Simplified passenger fares
- Designed and implemented a new brochure
- Completed Safety and Security Plan

2006 Objectives:

- Conduct on-board rider surveys to determine customer needs
- Continue efforts to establish work routes

2007-2011 Long Range Plans:

- Increase weekday service hours
- Provide weekend service

Vehicles: 3 Class 400

Service Type: Route Deviation, Dial-A-Ride and Subscription

Days of Service: Monday-Friday 7:00 a.m.-4:30 p.m.

Base Fare: \$2.25

Funding Class: Small Urban

2004 SYSTEM DATA:

Total Operating Costs: \$162,217.61

Total Cost Per Passenger: \$6.21

Ridership: 26,113

Annual System Miles: 31,060



LINCOLN COUNTY HEARTLAND EXPRESS

Contact Person: Cara Nielsen
Title: Director
Address: 319 North Rebecca Street
P.O. Box 29, Ivanhoe, MN 56142
Telephone: 507.694.1813
Fax: 507.694.1198
E-Mail: cnielsen@co.lincoln.mn.us

2005 Achievements:

- Increased ridership
- Used marketing money to help people become more aware of transit services
- Maintained service levels under budget

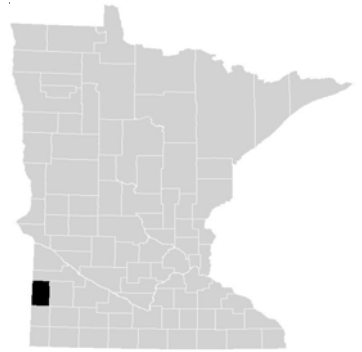
2006 Objectives:

- Increase ridership
- Increase fares
- Purchase new bus

2007-2012 Long Range Plans:

- Continue to monitor ridership and observe trends
- Sell back-up bus and reinvest funds in transit
- Work with county commissioners to find local revenue sources

SYSTEM SNAPSHOT:



Legal Name: Lincoln County

Type of Government: County

Area Served: Cities of Canby, Marshall and Pipestone, MN, and Brookings and Watertown, SD

Legislative District: 20A, 21A and 22A

Congressional District: 1 and 7

Vehicles: 1 Class 300 and 2 Class 400

Service Type: Dial-A-Ride

Days of Service: Monday-Friday, 8:30 a.m.-4:30 p.m.

Base Fare: \$1.00 each way

Funding Class: Countywide

2004 SYSTEM DATA:

Total Operating Costs: \$150,803.32

Total Cost Per Passenger: \$14.14

Ridership: 10,664

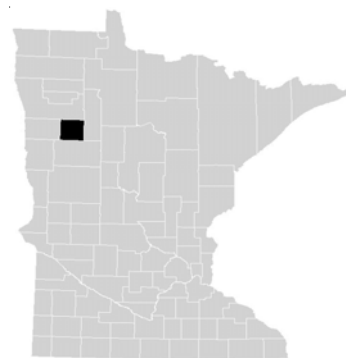
Annual System Miles: 12,575

Volunteer Ridership: 1,670



MAHNOMEN COUNTY HEARTLAND EXPRESS

Contact Person: Cindy Marihart
Title: Director of Human Services
Address: 311 North Main Street
P.O. Box 460, Mahnomen, MN 56557
Telephone: 218.935.2568 or 218.935.2560
Fax: 218.935.5459
E-Mail: cmarihart@hs.co.mahnomen.mn.us



SYSTEM SNAPSHOT:

2005 Achievements:

- Used marketing grant to educate targeted Native Americans on transit services
- Driver received Safe Driver Award from Northern Tier Transit Committee
- Increased ridership

2006 Objectives 2005:

- Purchase new bus
- Increase ridership 3 percent
- Maintain operating costs while trying to increase ridership

2007-2012 Long Range Plans:

- Purchase new buses
- Increase ridership
- Decrease operating costs

Legal Name: Mahnomen County Human Services

Type of Government: County

Area Served: Mahnomen County and to and from the towns of White Earth and Ogema

Legislative District: 02A

Congressional District: 7

Vehicles: 3 Class 400

Service Type: Dial-A-Ride

Days of Service: Monday-Friday 7:45 a.m.-4:15 p.m.

Base Fare: \$1.00 city limits/ \$2.00 rural one-way

Funding Class: Countywide

2004 SYSTEM DATA:

Total Operating Costs: \$124,634.48

Total Cost Per Passenger: \$12.00

Ridership: 10,390

Annual System Miles: 45,040

Volunteer Ridership: 512

Volunteer System Miles: 22,330



Mahnomen County Heartland Express



MANKATO HEARTLAND EXPRESS

Contact Person: Ed Pankratz
Title: Deputy Director of Public Works
Address: Ten Civic Center Plaza
P.O. Box 3368, Mankato, MN 56002-3368
Telephone: 507.387.8558
Fax: 507.388.7540
E-Mail: dscott@city.mankato.mn.us
Website: www.ci.mankato.mn.us/tran/bus

2005 Achievements:

- Implemented a new marketing plan for transit
- Received two new class 500 buses to accommodate downsizing of fleet per Transit Study
- Worked with Region 9 on transit coordination
- Worked with Minnesota State University-Mankato to increase transit passes sold to students

2006 Objectives:

- Attend Region 9 transit coordination program and monitor market demand for service
- Review and evaluate results of 2005 Marketing Plan
- Continue monitoring 10 Year Capital Plan for bus replacement

2007-2012 Long Range Plans:

- Evaluate potential acquisition of Victory Drive Mn/DOT building and modifications required
- Continue implementing the transit plan, work toward objectives and modify plan as necessary



SYSTEM SNAPSHOT:



Legal Name: Mankato, City of
Type of Government: City
Area Served: Cities of Mankato and North Mankato
Legislative District: 23A, 23B and 25A
Congressional District: 1 and 2

Vehicles: 1 Class 400, 5 Class 500, 3 Class 600 and 7 Class 700
Service Type: Fixed Route, Dial-A-Ride, Route Guarantee and Subscription
Days of Service: Monday-Friday 6:35 a.m.-5:35 p.m.; Saturday 10:00 a.m.-5:00 p.m.
Base Fare: \$1.25
Funding Class: Urban and Paratransit

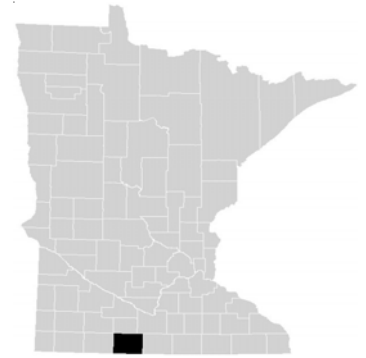
2004 SYSTEM DATA:

Total Operating Costs: \$1,051,694.52
Total Cost Per Passenger: \$3.46
Ridership: 303,714
Annual System Miles: 243,901



MARTIN COUNTY EXPRESS

Contact Person: Scott Higgins
Title: County Coordinator
Address: 201 Lake Avenue, Room 100
Fairmont, MN 56031
Telephone: 507.238.3126
Fax: 507.238.3136
E-Mail: scott.higgins@co.martin.mn.us
Website: www.co.martin.mn.us



SYSTEM SNAPSHOT:

Legal Name: Martin County
Type of Government: County
Area Served: Cities of Dunnell, Sherburn, Trimont, Truman, Welcome and all other areas of the counties. Also proposing to serve riders in Faribault and Watonwan counties
Legislative District: 24 and 24A
Congressional District: 1

2005 Achievements:

- Completed renovation of garage storage facility and minimum maintenance shop; result was decreased overall maintenance costs
- Revised Riders' Guide for Martin County Express
- Reduced hourly operational costs to less than \$20/hr

2006 Objectives:

- Work with non-profit organizations in area to increase ridership
- Work with Mn/DOT to obtain funding for needed expansion of service (weekend and evening hours)
- Implement low-cost marketing campaign by increasing ridership of youth and parents

2007-2012 Long Range Plans:

- Continue promotion of Martin County Express as a "better way to get where you want to go"
- Continue working with Mn/DOT to achieve objectives of Greater Minnesota Transit Plan, and work to coordinate rides within three surrounding counties

Vehicles: 6 Class 400
Service Type: Dial-A-Ride
Days of Service: Monday-Friday 5:00 a.m.-6:00 p.m.; Saturday 8:00 a.m.-2:00 p.m.
Base Fare: \$2.25; Countywide \$2.75-Subscription (20 rides); Fairmont \$1.75-\$35.00
Funding Class: Small Urban and Countywide

2004 SYSTEM DATA:

Total Operating Costs: \$356,261.72
Total Cost Per Passenger: \$4.89
Ridership: 72,788
Annual System Miles: 244,116



MEEKER COUNTY PUBLIC TRANSIT

Contact Person: Brandon Pietsch
Title: Campus Administrator
Address: 218 North Holcombe
Litchfield, MN 55355
Telephone: 320.693.2472 or 320.693.7794
Fax: 320.693.2718
E-Mail: brandonpietsch@ecumen.org
Website: www.augustanahomes.org

SYSTEM SNAPSHOT:



2005 Achievements:

- Added a 20 hour dispatcher workshop
- Reduced hours at "dead" time to minimize driver overtime
- Completed FTA Safety and Security Workbook

2006 Objectives:

- Purchase a computer for efficient scheduling
- Continue expansion of ridership

2007-2012 Long Range Plans:

- Develop scheduled pickup for certain locations
- Secure separate building for bus storage
- Add another bus

Legal Name: Augustana Lutheran Homes, Inc.

Type of Government: Non-Profit

Area Served: Litchfield

Legislative District: 18B

Congressional District: 7

Vehicles: 4 Class 400

Service Type: Route Deviation and Dial-A-Ride

Days of Service: Monday-Friday 8:00 a.m.-5:00 p.m.

Base Fare: \$1.25/\$2.00/\$15.00

Funding Class: Countywide

2004 SYSTEM DATA:

Total Operating Costs: \$235,509.69

Total Cost Per Passenger: \$5.87

Ridership: 40,107

Annual System Miles: 85,549



MILLE LACS PUBLIC TRANSIT

(FORMERLY KNOWN AS RUM RIVER TRANSPORTATION COLLABORATIVE, INC.)



Contact Person: Helen Pieper
Title: Executive Director
Address: 535 - 8th Street N.E.
P.O. Box 7, Milaca, MN 56353
Telephone: 320.983.5964
Fax: 320.983.3294
E-Mail: helen.pieper@citilink.net
Website: www.mltransit.com

SYSTEM SNAPSHOT:

Legal Name: Mille Lacs Public Transit, Inc.

Type of Government: Non-Profit

Area Served: Mille Lacs County; Cities of Isle, Milaca, Onamia, Princeton, Wahkon and St. Cloud Regional Trade Center

Legislative District: 15A, 15B, 16 and 16A

Congressional District: 6 and 8

2005 Achievements:

- Completed installation of radios in all buses
- Installed brochure displays at local businesses throughout county
- Hosted a "Celebration of Transportation" at transit facilities

2006 Objectives:

- Develop additional public transit service in northern Mille Lacs County through cooperative effort with Mille Lacs Band of Ojibwe
- Re-educate Mille Lacs County riders about public transit options
- Update the Transportation Handbook for Mille Lacs County

2007-2012 Long Range Plans:

- Develop feederline to commuter rail locations
- Develop potential for adult day care service transportation throughout county
- Expand service hours to accommodate regular work trips

Vehicles: 4 Class 400

Service Type: Route Deviation, Dial-A-Ride and Route Guarantee

Days of Service: Monday-Friday 7:00 a.m.-4:00 p.m.

Base Fare: \$2.00

Funding Class: Countywide

2004 SYSTEM DATA:

Total Operating Costs: \$202,432.49

Total Cost Per Passenger: \$10.93

Ridership: 18,529

Annual System Miles: 88,575



MONTEVIDEO HEARTLAND EXPRESS

Contact Person: Steven C. Jones
Title: City Manager
Address: 103 Canton Avenue
P.O. Box 517, Montevideo, MN 56265
Telephone: 320.269.6575 or 320.269.7926
Fax: 320.269.9340
E-Mail: greg@maxminn.com

2005 Achievements:

- Increased ridership by 2 percent
- Maintained ridership despite budget reduction
- Upgraded both in service buses

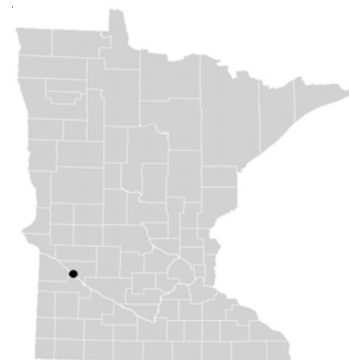
2006 Objectives:

- Maintain ridership despite budget reduction
- Research possibility of a third party contract

2007-2012 Long Range Plans:

- Upgrade both active buses
- Implement a third party contract

SYSTEM SNAPSHOT:



Legal Name: Montevideo, City of

Type of Government: City

Areas Served: City of Montevideo and 1-mile radius

Legislative District: 20B

Congressional District: 7

Vehicles: 3 Class 400

Service Type: Dial-A-Ride

Days of Service: Monday-Friday 5:30 a.m.-4:00 p.m.

Base Fare: \$1.50

Funding Class: Small Urban

2004 SYSTEM DATA:

Total Operating Costs: \$88,332.45

Total Cost Per Passenger: \$4.42

Ridership: 20,005

Annual System Miles: 28,855



MONTICELLO HEARTLAND EXPRESS

Contact Person: Jeff O'Neill
Title: Deputy City Administrator
Address: 505 Walnut Street, Suite 1
Monticello, MN 55362
Telephone: 763.295.2711
Fax: 763.295.4404
E-Mail: jeff.oneill@ci.monticello.mn.us
Website:
www.ci.monticello.mn.us/express.html

Prepared to merge with RiverRider Public Transit System for service in the Counties of Wright and Sherburne and in the Cities of Buffalo, Monticello and Elk River. Service will begin January 1, 2006.

SYSTEM SNAPSHOT:



Legal Name: Monticello, City of
Type of Government: City
Areas Served: City of Monticello
Legislative District: 19A
Congressional District: 6

Vehicles: 1 Class 400
Service Type: Dial-A-Ride
Days of Service: Monday-Friday 8:00 a.m.-5:00 p.m.
Base Fare: \$1.00
Funding Class: Small Urban

2004 SYSTEM DATA:

Total Operating Costs: \$71,716.60
Total Cost Per Passenger: \$6.82
Ridership: 10,512
Annual System Miles: 27,595

Monticello Heartland Express



MOORHEAD METROPOLITAN AREA TRANSIT (MAT)



Contact Person: Lori Van Beek
Title: Transit Manager
Address: 500 Center Avenue, 4th Floor
P.O. Box 779, Moorhead, MN 56561-0779
Telephone: 701.476.6686 or 701.476.6782
Fax: 701.241.8558
E-Mail: lvambeek@matbus.com
Website: www.matbus.com

2005 Achievements:

- Expanded U-Pass Program to include Minnesota State Community and Technical College
- Received delivery of four 30' Orion VII buses
- Applied for federal funds for new joint storage and maintenance facility with City of Fargo
- Purchased security cameras for buses

2006 Objectives:

- Build new joint vehicle storage and maintenance facility with City of Fargo
- Jointly rebid operator contract with City of Fargo
- Study expansion of fixed route to newly developed areas

2007-2012 Long Range Plans:

- Prepare/update five-year Transit Development Plan
- Develop Facility Maintenance Plan
- Draft agreement to share vehicles with City of Fargo

SYSTEM SNAPSHOT:

Legal Name: Moorhead, City of
Type of Government: City
Area Served: Cities of Moorhead and Dilworth
Legislative District: 09A and 09B
Congressional District: 7

Vehicles: 12 Class 700
Service Type: Fixed Route
Days of Service: Monday-Friday 6:15 a.m.-10:15 p.m.;
Saturday 7:15 a.m.-10:15 p.m.
Base Fare: \$1.00
Funding Class: Urban

2004 SYSTEM DATA:

Total Operating Costs: \$1,008,182.56
Total Cost Per Passenger: \$3.55
Ridership: 284,207
Annual System Miles: 336,304



MOORHEAD METROPOLITAN AREA TRANSIT (MAT) - PARATRANSIT

Contact Person: Lori Van Beek
Title: Transit Manager
Address: 500 Center Avenue, 4th Floor
P.O. Box 779, Moorhead, MN 56561-0779
Telephone: 701.476.6686 or 701.476.6782
Fax: 701.241.8558
E-Mail: ivanbeek@matbus.com
Website: www.matbus.com

2005 Achievements:

- Replaced one Moorhead paratransit vehicle
- Installed new mobile data terminals

2006 Objectives:

- Build joint vehicle storage and maintenance facility with City of Fargo
- Study Dial-A-Ride vs. fixed route service to newly developed areas

2007-2012 Long Range Plans:

- Replace Moorhead paratransit vehicles in 2008 and 2010
- Implement service into newly developed areas

SYSTEM SNAPSHOT:



Legal Name: Moorhead, City of
Type of Government: City
Area Served: Cities of Moorhead and Dilworth
Legislative District: 09A and 09B
Congressional District: 7

Vehicles: 2 Class 400
Service Type: Dial-A-Ride
Days of Service: Monday-Friday 6:15 a.m.-10:15 p.m.;
Saturday 7:15 a.m.-10:15 p.m.
Base Fare: \$2.00
Funding Class: Urban and Paratransit

2004 SYSTEM DATA:

Total Operating Costs: \$148,227.51
Total Cost Per Passenger: \$14.90
Ridership: 9,950
Annual System Miles: 57,710



MORRIS TRANSIT

Contact Person: Eugene Krosschell
Title: Finance Director
Address: P.O. Box 438
Morris, MN 56267
Telephone: 320.589.3141 or 320.589.1000
Fax: 320.589.3111
E-Mail: morrismn@info-link.net
Website: www.morrismn.org/page2.html



SYSTEM SNAPSHOT:

Legal Name: Morris, City of
Type of Government: City
Area Served: City of Morris
Legislative District: 11A
Congressional District: 7

2005 Achievements:

- Provided rides to business expo at the University of Minnesota, Morris
- Provided transit service for the Gateway Program (summer transition program designed to recruit, retain and graduate talented students of color at the University of Minnesota, Morris)
- Included a Morris Transit bus in Prairie Pioneer Days parade

2006 Objectives:

- Operate at a cost per mile of less than \$4.25 in 2006
- Operate at a passenger per hour rate greater than six in 2006
- Operate at a cost per service hour of less than \$35.30

2007-2012 Long Range Plans:

- Replace three buses.
- Evaluate service levels relative to available funding

Vehicles: 5 Class 400

Service Type: Dial-A-Ride

Days of Service: Monday-Friday 6:00 a.m.-10:00 p.m.;
Saturday 12:00 p.m.-4:00 p.m.;
Sunday 8:30 a.m.-12:30 p.m.

Base Fare: \$2.00; \$1.00 discount if scheduled
2 hours in advance; carload special \$5.00

Funding Class: Small Urban

2004 SYSTEM DATA:

Total Operating Costs: \$269,095.86

Total Cost Per Passenger: \$5.08

Ridership: 52,960

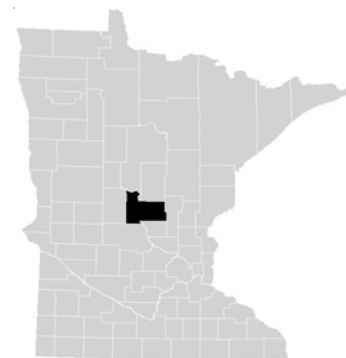

Annual System Miles: 72,365



MORRTRANS

Contact Person: Dale Schmeck
Title: Social Services Supervisor
Address: 213 First Avenue S.E.
Little Falls, MN 56345
Telephone: 320.632.2951
Fax: 320.632.0225
E-Mail: dales@co.morrison.mn.us

Prepared to merge with Tri-County Action Program, Inc., for service in the Counties of Benton, Morrison and Stearns and in the City of Little Falls. Service will begin January 1, 2006.



SYSTEM SNAPSHOT:

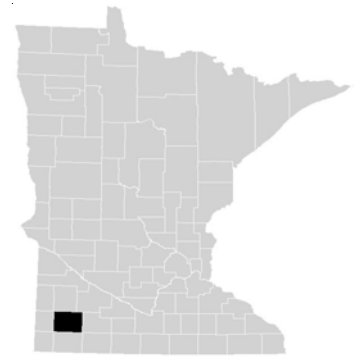
Legal Name: Morrison County
Type of Government: County
Communities Served: Morrison County; City of Little Falls
Legislative District: 12B and 16A
Congressional District: 8

Vehicles: 4 Class 400
Service Type: Countywide
Operating Class: Dial-A-Ride
Days of Service: Monday-Friday 7:45 a.m.-5:15 p.m.
Base Fare: \$1.00/\$3.00
Funding Class: Countywide

2004 SYSTEM DATA:

Total Operating Costs: \$154,258.15
Total Cost Per Passenger: \$10.72
Ridership: 14,394
Annual System Miles: 41,993

MURRAY COUNTY HEARTLAND EXPRESS



Contact Person: Michelle L. Miranowski
Title: Transportation Coordinator
Address: 2439 Broadway Avenue
Slayton, MN 56172
Telephone: 507.836.6648
Fax: 507.836.8875
Website: mcrides@frontiernet.net

2005 Achievements:

- As of 2005, maintained accident-free status for 14 years
- Provided necessary driver and dispatcher training

2006 Objectives:

- Remain accident free in 2006
- Increase ridership

2007-2012 Long Range Plans:

- Increase ridership

SYSTEM SNAPSHOT:

Legal Name: Murray County
Type of Government: County
Area Served: Murray County
Legislative District: 22 and 22A
Congressional District: 1

Vehicles: 2 Class 400
Service Type: Dial-A-Ride
Days of Service: Monday-Friday 8:00 a.m.-4:00 p.m.
Base Fare: \$2.00 in-town round-trip; \$1.50 in-town one-way; \$3.00 in-county round trip; \$2.00 in-county one-way
Funding Class: Countywide

2004 SYSTEM DATA:

Total Operating Costs: \$80,640.84
Total Cost Per Passenger: \$9.15
Ridership: 8,818
Annual System Miles: 13,125
Volunteer Ridership: 885
Volunteer System Miles: 51,365

NORTHFIELD TRANSIT

Contact: Deborah A. Little
Title Transit Manager
Address: 801 Washington Street
Northfield, MN 55057
Telephone: 507.645.3001 or 507.645.7250
Fax: 507.645.3055
E-mail: deb.little@ci.northfield.mn.us
Website: www.ci.northfield.mn.us/transit

2005 Achievements:

- Achieved a 15% increase in riders over 2004
- Provided 10,294 rides to college students during first year of service to colleges
- Renewed contracts with Carleton and St. Olaf colleges

2006 Objectives:

- Expand service to include evening hours paid for by colleges
- Project 8% increase in rides
- Implement vehicle advertising program

2007-2012 Long Range Plans:

- Complete service expansion to City of Dundas
- Expand to provide intercity transit service and coordinate with public and private providers

SYSTEM SNAPSHOT:



Legal Name: Northfield, City of

Type of Government: City

Areas Served: City of Northfield

Legislative Districts: 25B and 36B

Congressional District: 2

Vehicles: 5 Class 400

Service Type: Route Deviation and Dial-A-Ride

Days of Service: Monday-Friday 7:00 a.m.-7:30 p.m.;

Saturday 10:00 am-2:00 p.m.

Base Fare: \$1.00; \$4.00 Jefferson Lines
Connection

Funding Class: Small Urban

2004 SYSTEM DATA:

Total Operating Costs: \$246,549.85

Total Cost Per Passenger: \$6.04

Ridership: 40,795

Annual System Miles: 75,189



NORTHSTAR COMMUTER COACH

Contact Person: Tim Kirchoff
Title: Supervisor of Transit Operations and Planning
Address: 2100 Third Avenue, Room 216
Anoka, MN 55303
Telephone: 1.888.528.8880
Fax: 763.323.5556
E-mail: commutercoach@commutercoach.org
Website: <http://www.commutercoach.org>

2005 Achievements:

- Surpassed 500,000 riders in April 2005
- Expanded parking spaces at Elk River Park-and-Ride in October 2005
- Increased daily ridership to over 80% of available capacity
- Redesigned website for easy use
- Provided bike lockers resulting in 60% usage

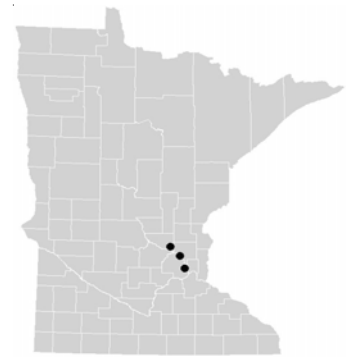
2006 Objectives:

- Continue to serve commuter needs of public along Northstar Corridor
- Continue to increase daily ridership

2007-2012 Long Range Plans:

- Increase service where needed
- Secure funding for continued operation of Northstar Commuter Coach until service can be replaced by Northstar Commuter Rail

SYSTEM SNAPSHOT:



Legal Name: NorthStar Corridor Development Authority

Type of Government: Joint Powers Board

Areas Served: Coon Rapids, Elk River and Minneapolis

Legislative Districts: 16B, 47A, 47B, 48A, 48B, 49A, 49B, 58A, 58B, 59A, 59B, 60A, 60B, 61A, 61B, 62A, 62B and 63A

Congressional District: 3, 5 and 6

Vehicles: 7 Class 700, MCI D4500 57 Passenger

Service Type: Commuter Express

Days of Service: Monday-Friday 5:25 a.m. to 8:50 a.m. and 3:30 p.m. to 6:55 p.m.

Base Fare: \$2.75 Coon Rapids and \$4.50 Elk River

2004 SYSTEM DATA:

Total Operating Costs: \$723,405.82

Total Cost Per Passenger: \$4.04

Ridership: 174,237

System Miles: 278,300



PAUL BUNYAN TRANSIT

Contact Person: Gregory Negard
Title: Executive Director
Address: 706 Railroad Street S.E.
Bemidji, MN 56601
Telephone: 218. 444.9520 or 218.751.8765
Fax: 218.444.9521
E-Mail: pbtrans@paulbunyan.net
Website: www.paulbunyantransit.com

2005 Achievements:

- Increased Paul Bunyan's market share by contracting with a 5310 provider
- Used low-cost marketing fund to run TV and magazine ads
- Upgraded the Paul Bunyan Transit website

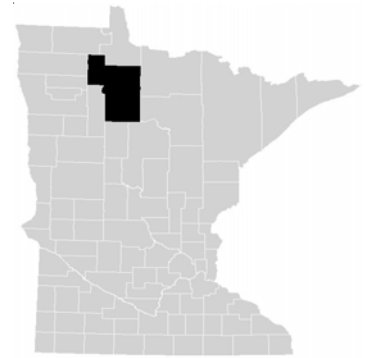
2006 Objectives:

- Create and market a collaborative between Bemidji State University and NW Technical College-Bemidji for transportation of students and faculty
- Increase revenue from advertising on the buses
- Collaborate with Day Activity Center (DAC) to provide transportation for their clients

2007-2012 Long Range Plans:

- Continue to market public transportation within the community and increase ridership
- Continue to search for additional ways to increase revenue for the transit system

SYSTEM SNAPSHOT:



Legal Name: Paul Bunyan Transit
Type of Government: Non-Profit
Area Served: Beltrami County, City of Bemidji
Legislative District: 02, 02B, 04 and 04A
Congressional District: 7 and 8

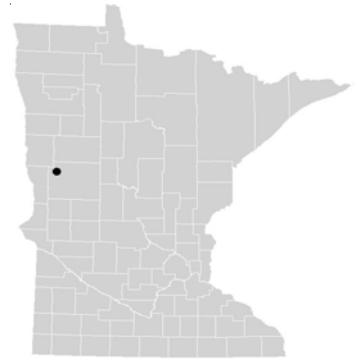
Vehicles: 5 Class 400 and 2 Class 500
Service Type: Dial-A-Ride and Subscription
Days of Service: Monday, Tuesday, Wednesday and Friday 7:00 a.m.-6:00 p.m.; Thursday 7:00 a.m.-7 p.m.; Saturday 7:00 a.m.-5:00 p.m.
Base Fare: \$1.25; 10 punch ride; monthly work pass
Funding Class: Small Urban and Countywide

2004 SYSTEM DATA:

Total Operating Costs: \$491,673.32
Total Cost Per Passenger: \$6.22
Ridership: 79,042
Annual System Miles: 220,197
Volunteer Ridership: 155
Volunteer Miles: 22,250



PELICAN RAPIDS TRANSIT



Contact Person: Donald Solga
Title: City Administrator
Address: 315 North Broadway
P.O. Box 350, Pelican Rapids, MN 56572
Telephone: 218.863.6571
Fax: 218.863.7077
E-Mail: pradmin@loretel.net
Website: www.pelicanrapids.com

SYSTEM SNAPSHOT:

Legal Name: Pelican Rapids, City of
Type of Government: City
Area Served: City of Pelican Rapids
Legislative District: 10A
Congressional District: 7

2005 Achievements:

- Maintained structured schedule
- Maintained cost/passenger
- Structured record keeping

2006 Objectives:

- Increase ridership by 5-10% through increased marketing
- Increase transit awareness among diverse ethnic groups
- Develop volunteer driver program

2007-2012 Long Range Plans:

- Budget for new bus
- Increase ridership

Vehicles: 1 Class 400

Service Type: Dial-A-Ride

Days of Service: Monday-Friday 8:00 a.m.-5:00 p.m.

Base Fare: \$.50

Funding Class: Small Urban

2004 SYSTEM DATA:

Total Operating Costs: \$8,977.95

Total Cost Per Passenger: \$1.55

Ridership: 5,785

Annual System Miles: 4,516



PINE RIVER RIDE WITH US BUS

Contact Person: Barbara Jorgenson
Title: Transit Administrator
Address: P.O. Box 87
Pine River, MN 54674
Telephone: 218.587.2440
Fax: 218.587.2168
E-Mail: pridewithusbus@hotmail.com
Website: www.pinerivermn.com

2005 Achievements:

- Maintained transit service during state shutdown
- Coordinated transporting day care children to summer activities
- Completed 15+ years of accident free miles

2006 Objectives:

- Increase ridership from projected 5,800 to 5,820 by 12-31-06
- Reduce vehicle cost per mile from projected \$7.52 to \$7.40 by 12-31-06
- Increase monthly Brainerd trip to bi-monthly

2007-2012 Long Range Plans:

- Explore potential monthly trip to Walker
- Explore potential coordination with Crow Wing County
- Replace vehicle

SYSTEM SNAPSHOT:




Legal Name: Pine River, City of
Type of Government: City
Area Served: City of Pine River
Legislative District: 4B
Congressional District: 8

Vehicles: 1 Class 300
Service Type: Dial-A-Ride
Days of Service: Monday-Friday 8:45 a.m.-4:15 p.m.
Base Fare: \$.75; ride ticket \$10.00 (\$11.00 value)
Funding Class: Small Urban

2004 SYSTEM DATA:

Total Operating Costs: \$57,592.14
Total Cost Per Passenger: \$9.86
Ridership: 5,843
Annual System Miles: 10,755



PIPESTONE COUNTY TRANSIT

Contact Person: Bill McVicker
Title: Transit Director
Address: 417 - 8th Avenue S.E.
Pipestone, MN 56164
Telephone: 507.825.6713
Fax: 507.825.6734
E-Mail:
bill.mcvicker@co.pipestone.mn.us
Website: www.pipestone-county.com

2005 Achievements:

- Met local performance standards
- Instituted rides for food shelf donations
- Reorganized service to meet peak demand

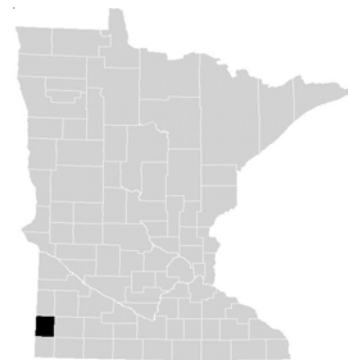
2006 Objectives:

- Implement fare increase
- Re-evaluate service design
- Address service guidelines as a result of fare changes and service design changes

2007-2012 Long Range Plans:

- Work on integrated intercounty service
- Review consolidation potential

SYSTEM SNAPSHOT:



Legal Name: Pipestone County

Type of Government: County

Area Served: City of Pipestone-Trade Center, 8 additional small communities and 12 townships

Legislative District: 22 and 22A

Congressional District: 1

Vehicles: 4 Class 400

Service Type: Dial-A-Ride

Days of Service: Monday-Friday 7:00 a.m.-5:00 p.m.;
Saturday 9:00 a.m.-3:00 p.m.; Sunday 8:00 a.m.-
1:00 p.m.

Base Fare: \$1.50; greater county-zone rates

Funding Class: Small Urban and Countywide

2004 SYSTEM DATA:

Total Operating Costs: \$246,640.49

Total Cost Per Passenger: \$5.75

Ridership: 42,875

Annual System Miles: 103,122



PRAIRIE FIVE RIDES

Contact Person: Richard Olson
Title: Transit Manager
Address: 7th & Washington
P.O. Box 159, Montevideo, MN 56265
Telephone: 320.269.8727
Fax: 320.269.6570
E-Mail: dickp5@willmarnet.com
Website: www.prairiefive.com

2005 Achievements:

- Hired full time Bus Operations Manager
- In 2004 passenger trips increased by 5,126 over 2003

2006 Objectives:

- Maintain ridership levels
- Keep service levels at current status

2007-2012 Long Range Plans:

- Build a bus garage
- Obtain Special Transportation Service (STS) status

SYSTEM SNAPSHOT:



Legal Name: Prairie Five CAC, Inc.

Type of Government: CAP

Area Served: Counties of Big Stone, Chippewa, Lac qui Parle, Swift and Yellow Medicine; Cities of Appleton, Canby, Madison and Ortonville

Legislative District: 20, 20A and 20B

Congressional District: 7

Vehicles: 10 Class 400

Service Type: Dial-A-Ride

Days of Service: Monday-Friday 6:00 a.m.-6:00 p.m.

Base Fare: \$1.00

Funding Class: Multi-County

2004 SYSTEM DATA:

Total Operating Costs: \$611,306.27

Total Cost Per Passenger: \$8.62

Ridership: 70,909

Annual System Miles: 132,938

Volunteer Ridership: 6,830

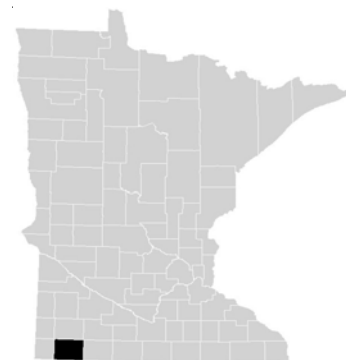
Volunteer System Miles: 292,826



PRAIRIELAND TRANSIT SYSTEM

Contact Person: Karen DeBoer
Title: Transit Director
Address: 1106 Third Avenue
P.O. Box 787, Worthington, MN 56187
Telephone: 507.376.3322 Ext. 231
Fax: 507.372.4372
E-Mail: kdeboer@smoc.us

SYSTEM SNAPSHOT:



2005 Achievements:

- Increased child and youth ridership by providing preschool transportation
- Reduced cost per hour by increasing revenues generated
- Increased use of accessible transportation in Worthington

2006 Objectives:

- Increase ridership on Nobles County Heartland Express (NCHE) bus routes--target populations of greatest need
- Reduce cost per hour by increasing revenues generated
- Increase county coordination--collaborate with organizations needing transportation

2007-2012 Long Range Plans:

- Increase agency awareness of NCHE bus availability
- Increase coordinated transportation with existing transit systems: nursing homes, medivan, etc.
- Increase use of transit in Nobles County communities

Legal Name: Southwestern Minnesota Opportunity Council, Inc. (SMOC)

Type of Government: Joint Powers

Area Served: Nobles County and Regional Trade Center in Worthington

Legislative District: 22, 22A and 22B

Congressional District: 1

Vehicles: 3 Class 400

Service Type: Route Deviation and Dial-A-Ride

Days of Service: Monday 7:00 a.m.-4:44 p.m.; Tuesday 7:00 a.m.-4:28 p.m.; Wednesday 7:00 a.m.-5:34 p.m.; Thursday 7:00 a.m.-6:04 p.m.; Friday 10:00 a.m.-3:00 p.m.

Base Fare: \$2.00; \$40.51 hourly

Funding Class: Small Urban and Countywide

2004 SYSTEM DATA:

Total Operating Costs: \$256,980.26

Total Cost Per Passenger: \$6.61

Ridership: 38,871

Annual System Miles: 91,250

Volunteer Ridership: 1,846

Volunteer System Miles: 6,378



Nobles County Heartland Express SM



RAINBOW RIDER TRANSIT

Contact Person: Harold Jennissen
Title: Transit Director
Address: 249 Popular Avenue
P.O. Box 136, Lowry, MN 56349
Telephone: 320.283.5065 or 1.800.450.7770
Fax: 320.283.5066
E-Mail: rainbowr@runestone.net
Website: www.rainbowriderbus.com

2005 Achievements:

- Implemented Saturday service to one community
- Provided customer service and CPR training to all employees
- Completed bus garage and office in Lowry

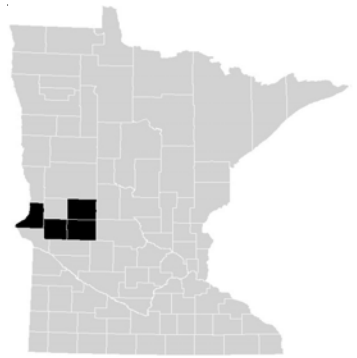
2006 Objectives:

- Increase ridership by 2 percent
- Offer Saturday or extended service in Alexandria
- Research dispatch management software for possible implementation

2007-2012 Long Range Plans:

- Extend service to cities and counties that may not have transit service
- Pursue grant dollars to purchase dispatch software on buses to enhance efficiency
- Establish an inhouse trainer

SYSTEM SNAPSHOT:



Legal Name: Rainbow Rider Transit Board

Type of Government: Non-Profit

Area Served: Counties of Douglas, Pope, Stevens and Traverse; Cities of Alexandria, Glenwood and Starbuck

Legislative District: 09, 09B, 11, 11A, 11B, 13, and 13A

Congressional District: 7

Vehicles: 18 Class 400 and 2 Class 500

Service Type: Route Deviation, Dial-A-Ride and Subscription

Days of Service: Monday-Friday 6:00 a.m.-5:00 p.m.; Saturday (Alexandria Only) 8 a.m.-4 p.m.

Base Fare: \$2.00/\$3.00

Funding Class: Multi-County

2004 SYSTEM DATA:

Total Operating Costs: \$926,349.99

Total Cost Per Passenger: \$8.12

Ridership: 114,034

Annual System Miles: 520,943

Volunteer Ridership: 1,826

Volunteer System Miles: 123,062



RED LAKE TRANSIT

Contact Person: Michael D. Ness
Title: Director
Address: BIA Building, Highway 1
P.O. Box 274, Red Lake, MN 56671
Telephone: 218.679.3361 Ext. 1424 or
218.679.2395
Fax: 218.679.2761
E-Mail: rltrans@paulbunyan.net

2005 Achievements:

- Replaced Ponemah bus with a larger one to accommodate increased ridership
- Continued support of Red Lake Special Transportation Service (STS) trainer

2006 Objectives:

- Build a structure to include bus storage, maintenance and administrative functions
- Establish policies to better coordinate total transit services into a convenient, cohesive, user-friendly system
- Increase Mn/DOT portion and tribal portion of Red Lake's ridership by 10 percent

2007-2012 Long Range Plans:

- As growth permits, upgrade software to identify transit needs and trends
- Upgrade communications to include radio service with GPS capabilities
- Explore opportunities for transit with upcoming reopening of Red Lake to recreational fishing

SYSTEM SNAPSHOT:



Legal Name: Red Lake Band of Chippewa Indians

Type of Government: Tribal

Area Served: Cities of Bemidji, Little Rock Community, Ponemah, Red Lake and Redby

Legislative District: 02, 02B, 04 and 04A

Congressional District: 7 and 8

Vehicles: 1 Class 300, 2 Class 400 and 1 Class 500

Service Type: Dial-A-Ride

Days of Service: Monday-Friday 6:00 a.m.-6:00 p.m.

Base Fare: \$1.00; \$.50 for seniors (+55) and students; \$0 for children under 6

Funding Class: Small Urban

2004 SYSTEM DATA:

Total Operating Costs: \$140,181.16

Total Cost Per Passenger: \$18.62

Ridership: 7,529

Annual System Miles: 61,616

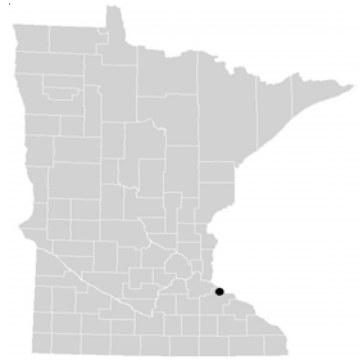


RED WING RIDE

Contact Person: Jay T. McCleary
Title: Deputy Director of Public Works
Address: 229 Tyler Road North
Red Wing MN 55066
Telephone: 651.385.3674
Fax: 651.388.0243
E-Mail: jay.mccleary@ci.red-wing.mn.us

Merged with Three Rivers Community Action-Hiawathaland Transit for services in Goodhue and Wabasha Counties. Service began January 2005.

SYSTEM SNAPSHOT:



Legal Name: Red Wing, City of
Type of Government: City
Area Served: City of Red Wing; Townships of Featherstone, Hay Creek and Wacouta
Legislative District: 28A
Congressional District: 2

Vehicles: 5 Class 400
Service Type: Route Deviation; Dial-A-Ride
Days of Service: Monday-Friday 7:00 a.m.-5:00 p.m.
Base Fare: \$1.00
Funding Class: Small Urban

2004 SYSTEM DATA:

Total Operating Costs: \$323,472.92
Total Cost Per Passenger: \$6.22
Ridership: 51,989
Annual System Miles: 138,119

THE *Red Wing*
RIDE



RENVILLE COUNTY HEARTLAND EXPRESS

Contact Person: Rachel Schneiderman
Title: Transit Director
Address: 301 South 7th Street
Olivia, MN 56277
Telephone: 320.523.3550 or 320.523.3589
Fax: 320.523.3565
E-Mail: rachel_s@co.renville.mn.us
Website: www.co.renville.mn.us

2005 Achievements:

- Increased ridership
- Reached 100 passenger trips per one vehicle on one day
- Networked with local agencies and groups to market transit

2006 Objectives:

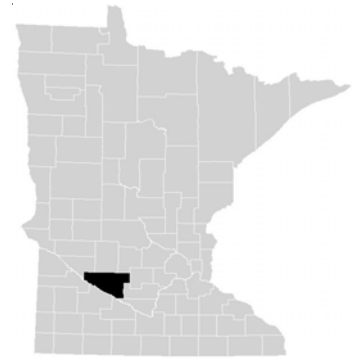
- Continue to improve website
- Increase service in eastern part of Renville County
- Achieve higher-than-projected ridership

2007-2012 Long Range Plans:

- Acquire or build a new building
- Increase fleet and number of drivers
- Continually market transit system



SYSTEM SNAPSHOT:



Legal Name: Renville County
Type of Government: County
Area Served: Renville County
Legislative District: 20 and 20B
Congressional District: 7

Vehicles: 4 Class 400
Service Type: Route Deviation and Dial-A-Ride
Days of Service: Monday-Friday 6:30 a.m.- 5:30 p.m.
Base Fare: \$1.00; \$3.00 Willmar/Redwood Falls;
\$2.00 Towns
Funding Class: Countywide

2004 SYSTEM DATA:

Total Operating Costs: \$207,513.92
Total Cost Per Passenger: \$8.44
Ridership: 24,598
Annual System Miles: 88,982
Volunteer Ridership: 3,422
Volunteer System Miles: 105,596



RIVERRIDER PUBLIC TRANSIT SYSTEM

Contact Person: Chad Gessell
Title: Transit Director
Address: 17211 East Highway 10, Suite C
P. O. Box 395, Big Lake, MN 55309
Telephone: 763.263.0101
Fax: 763.263.0112
E-Mail: chadg@sherbtel.net
Website: riverridertransit.com (in progress)



SYSTEM SNAPSHOT:

Legal Name: RiverRider Public Transit System

Type of Government: County

Area Served: Counties of Wright and Sherburne;
Cities of Buffalo, Cokato, Elk River, Monticello and
St. Cloud

Legislative District: 15, 15A, 15B, 16, 16A, 16B, 18,
18B, 19, 19A, 19B, 32, 32A and 48A

Congressional District: 6

Vehicles: 4 Class 400, 4 Class 500 and 2 Class 600

Service Type: Route Deviation, Dial-A-Ride,
Route Guarantee and Subscription

Days of Service: Monday-Friday 7:00 a.m.-5:00 p.m.

Base Fare: \$1.00; \$.50 surcharge for same day fares;
various fare schedules for counties and other
contracted routes

Funding Class: Small Urban, Countywide and
Multi-County

2004 SYSTEM DATA:

Total Operating Costs: \$547,228.66

Total Cost Per Passenger: \$8.17

Ridership: 67,021

Annual System Miles: 205,680

2005 Achievements:

- Created new website and brochures to include City of Monticello
- Completed third year of Joint Powers Agreement
- Initiated plan for Monticello system merger into RiverRider

2006 Objectives:

- Facilitate merger and transition of Monticello system into RiverRider
- Research a new dispatching program for purchase
- Collect data for updating passenger bank

2007-2012 Long Range Plans:

- Build new transit facilities for RiverRider
- Purchase new dispatch software and computers
- Evaluate expansion routes for Zimmerman and Albertville



ROCHESTER PUBLIC TRANSIT

Contact Person: Anthony Knauer
Title: Transit and Parking Administrator
Address: 201 - 4TH Street S.E.
Room 108, Rochester, MN 55904
Telephone: 507.287.1976
Fax: 507.281.6216
E-Mail: tknauer@ci.rochester.mn.us
Website: www.rochesterbus.com

2005 Achievements:

- Continued increase in ridership-projected at 7.5% over 2004
- Completed update of Transit Development Plan
- Continued strong farebox recovery of more than 40 percent

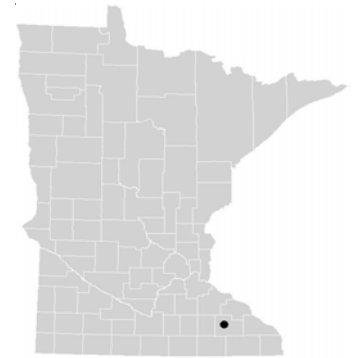
2006 Objectives:

- Continue increase in ridership
- Implement Transit Development Plan Update
- Install new revenue/farebox equipment and complete 28 bus procurements

2007-2012 Long Range Plans:

- Continue expansion/replacement of fleet
- Improve information technology
- Expand service as community develops

SYSTEM SNAPSHOT:



Legal Name: Rochester, City of

Type of Government: City

Area Served: City of Rochester; Portion of Olmsted

Legislative District: 29, 29A, 29B, 30, 30A and 30B

Congressional District: 1

Vehicles: 40 Class 700

Service Type: Fixed Route

Days of Service: Monday-Friday 5:30 a.m.-10:00 p.m.;
Saturday 8:15 a.m.-6:40 p.m.

Base Fare: \$1.25

Funding Class: Urban


2004 SYSTEM DATA:

Total Operating Costs: \$3,063,303.34

Total Cost Per Passenger: \$2.61

Ridership: 1,173,417

Annual System Miles: 941,642



ROCHESTER DIAL-A-RIDE

Contact Person: Anthony Knauer
Title: Transit and Parking Administrator
Address: 201 - 4TH Street S.E.
Room 108, Rochester, MN 55904
Telephone: 507.287.1976
Fax: 507.281.6216
E-Mail: tknauer@ci.rochester.mn.us
Website: www.rochesterbus.com

2005 Achievements:

- Maintained 20% farebox ratio
- Kept passenger trips under 60 minutes; currently 93.7% are under 60 minutes
- Analyzed rider data including on and off time, ridership and time studies

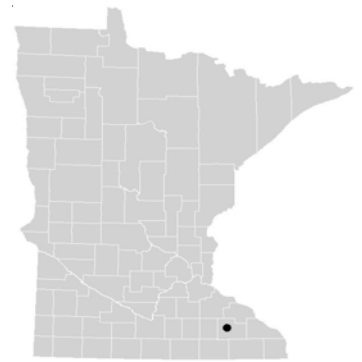
2006 Objectives:

- Maintain 20% farebox ratio
- Keep client rides under 60 minutes
- Increase transit rides to reduce taxi use

2007-2012 Long Range Plans:

- Meet service goals (currently being evaluated during our Transit Development Plan Process)
- Research purchase of electronic dispatch, record keeping software
- Integrate dial-a-ride with regular route transit

SYSTEM SNAPSHOT:



Legal Name: Rochester, City of
Type of Government: City
Area Served: City of Rochester; Townships of Cascade, Haverhill, Marion, Minnesota and Rochester
Legislative District: 29A, 29B, 30A and 30B
Congressional District: 1

Vehicles: 5 Class 600
Service Type: Dial-A-Ride
Days of Service: Monday-Friday 5:30 a.m.-10:00 p.m.;
Saturday 7:00 a.m.-7:00 p.m.
Base Fare: \$2.00; Agency Fare \$4.85
Funding Class: Urban

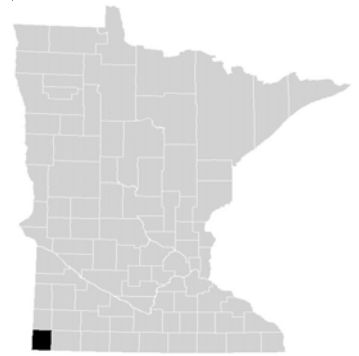
2004 SYSTEM DATA:

Total Operating Costs: \$482,264.25
Total Cost Per Passenger: \$11.01
Ridership: 43,812
Annual System Miles: 179,585



ROCK COUNTY HEARTLAND EXPRESS

Contact Person: Terrie Gulden
Title: Transit Director
Address: 2 Roundwind Road
P.O. Box 713, Luverne, MN 56156
Telephone: 507.283.5058
Fax: 507.283.5074
E-Mail: terrie.gulden@co.rock.mn.us



SYSTEM SNAPSHOT:

2005 Achievements:

- Celebrated system's 30th anniversary
- Introduced "Unlimited Ride Pass" for summer months

2006 Objectives:

- Construct office and garage facility
- Maintain ridership at current levels
- Continue current service level at flat state funding level

2007-2012 Long Range Plans:

- Implement a computer-assisted dispatch system
- Continue to evaluate coordination strategies with regional county transit systems

Legal Name: Rock County

Type of Government: County

Area Served: Cities of Ash Creek, Beaver Creek, Hardwick, Hills, Jasper, Kanaranzi, Kenneth, Luverne, Magnolia and Steen

Legislative District: 22A

Congressional District: 1

Vehicles: 4 Class 400

Service Type: Dial-A-Ride

Days of Service: Monday-Friday 7:30 a.m.-5:00 p.m.;
Sunday 8:00 a.m.-12:00 p.m.

Base Fare: \$2:00 Zone1; \$3.00 Zone 2; \$4.00
Zone 3; \$5.00 Zone 4

Funding Class: Countywide

2004 SYSTEM DATA:

Total Operating Costs: \$230,887.34

Total Cost Per Passenger: \$9.16

Ridership: 25,217

Annual System Miles: 69,503

Rock County Heartland Express



ST. CLOUD METRO BUS FIXED ROUTE

Contact Person: David W. Tripp
Title: Executive Director
Address: 665 Franklin Avenue N.E.
St. Cloud, MN 56304
Telephone: 320.529.4482
Fax: 320.251.3499
E-Mail: dtripp@stcloudmtc.com
Website: www.ridemetrobus.com

2005 Achievements:

- Continued ridership increase from successful Free Ride transit fare program with St. Cloud State University (SCSU) and St. Cloud Technical College (SCTC)
- Successfully marketed "U-Go Free" summer youth pass and "Out-N-About Wednesday" senior citizen ridership campaign
- Began construction of an Operations Center - maintenance, parts and vehicle storage addition

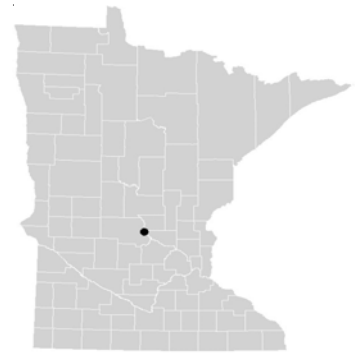
2006 Objectives:

- Continue system-wide ridership increases from SCSU and SCTC Free Ride programs
- Implement route and service changes as described in long range plan update
- Continue a system-wide bus stop and shelter replacement and upgrade campaign

2007-2012 Long Range Plans:

- Restructure select routes to improve performance, coverage area and ridership given budgetary constraints
- Expand fixed routes and hours of service to underserved and unserved areas
- Continue integrating transit as a component of the St. Cloud metro area growth

SYSTEM SNAPSHOT:



Legal Name: St. Cloud Metropolitan Transit Commission

Type of Government: Transit Authority

Area Served: Cities of St. Cloud, Sartell, Sauk Rapids and Waite Park

Legislative District: 14A, 15A, and 15B

Congressional District: 6

Vehicles: 2 Class 600 and 31 Class 700

Service Type: Route Guarantee

Days of Service: Monday-Friday 5:25 a.m.-9:45 p.m.;

Saturday 7:45 a.m.-6:45 p.m.;

Sunday 5:15 p.m.-12:15 a.m.

Base Fare: \$0.75

Funding Class: Urban

2004 SYSTEM DATA:

Total Operating Costs: \$4,051,820.07

Total Cost Per Passenger: \$2.40

Ridership: 1,686,185

Annual System Miles: 1,111,632



ST. CLOUD METRO BUS DIAL-A-RIDE

Contact Person: David W. Tripp
Title: Executive Director
Address: 665 Franklin Avenue N.E.
St. Cloud, MN 56304
Telephone: 320.529.4482
Fax: 320.251.3499
E-Mail: dtripp@stcloudmtc.com
Website: www.ridemetrobus.com

2005 Achievements:

- Continued ridership increase from successful Free Ride transit fare program with St. Cloud State University (SCSU) and St. Cloud Technical College (SCTC)
- Successfully marketed "U-Go Free" summer youth pass and "Out-N-About Wednesday" senior citizen ridership campaign
- Began construction of an Operations Center - maintenance, parts and vehicle storage addition

2006 Objectives:

- Continue system-wide ridership increases from SCSU and SCTC Free Ride programs
- Implement route and service changes as described in long range plan update
- Continue a system-wide bus stop and shelter replacement and upgrade campaign

2007-2012 Long Range Plans:

- Restructure select routes to improve performance, coverage area and ridership given budgetary constraints
- Expand fixed routes and hours of service to under-served and unserved areas
- Continue integrating transit as a component of the St. Cloud metro area growth



SYSTEM SNAPSHOT:

Legal Name: St. Cloud Metropolitan Transit Commission

Type of Government: Transit Authority

Area Served: Cities of St. Cloud, Sartell, Sauk Rapids and Waite Park

Legislative District: 14A, 15, and 15B

Congressional District: 6

Vehicles: 20 Class 600

Service Type: Dial-A-Ride

Days of Service: Monday-Friday 5:25 a.m.-Midnight;
Saturday 8:05 a.m.-6:30 p.m.; Sunday 9:00 a.m.-6:00 p.m.

Base Fare: \$1.50

Funding Class: Paratransit

2004 SYSTEM DATA:

Total Operating Costs: \$1,764,343.11

Total Cost Per Passenger: \$16.09

Ridership: 109,673

Annual System Miles: 379,272



ST. PETER TRANSIT

Contact Person: Dwile Kwasniewski
Title: Transit Coordinator
Address: 227 South Front Street
St. Peter, MN 56082
Telephone: 507.934.0717
Fax: 507.934.4917
E-Mail: dwilek@saintpetermn.gov



SYSTEM SNAPSHOT:

2005 Achievements:

- Added two new part-time drivers to cover shifts
- Developed a structured marketing plan for CY 2005

2006 Objectives:

- Utilize in-house service technician to lower repair and maintenance expenses on buses

2007-2012 Long Range Plans:

- Add new buses in CY 2007, 2009 and 2011
- Continue to implement marketing efforts which have proven successful
- Move to new garage with three stalls and a wash bay

Legal Name: St. Peter, City of

Type of Government: City

Area Served: Cities of Kasota and St. Peter

Legislative District: 23A and 25A

Congressional District: 1 and 2

Vehicles: 3 Class 400

Service Type: Dial-A-Ride

Days of Service: Monday-Friday 7:00 a.m.-8:00 p.m.;
Saturday 10:00 a.m.-5:00 p.m.

Base Fare: \$1.75

Funding Class: Small Urban

2004 SYSTEM DATA:

Total Operating Costs: \$212,569.37

Total Cost Per Passenger: \$7.91

Ridership: 26,890

Annual System Miles: 61,891



SEMCAC TRANSPORTATION

Contact Person: Elaine McGarry
Title: Transportation Director
Address: 204 S. Elm Street
P.O. Box 549, Rushford, MN 55971
Telephone: 507.864.7741
Fax: 507.864.2440
E-Mail: elaine.mcgarry@semcac.org
Web Site: www.semcac.org

2005 Achievements:

- Increased ridership in Fillmore County by 10 percent (30 rides per month)
- Increased ridership in Winona County by 94percent (64 rides per month)
- Increased ridership in Houston County by 11 percent (36 riders per month)

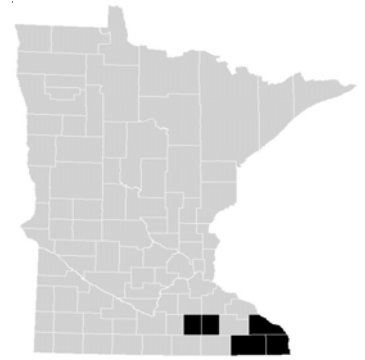
2006 Objectives:

- Increase total ridership by 10 percent
- Increase preschool ridership by 5-10% in Dodge, Houston and Winona Counties
- Recruit volunteer drivers to increase by volunteer base by 5 percent

2007-2012 Long Range Plans:

- Expand bus service in Fillmore County
- Expand bus service in Winona County
- Recruit volunteer drivers to increase the volunteer driver program

SYSTEM SNAPSHOT:



Legal Name: Semcac

Type of Government: CAP

Area Served: Counties of Dodge, Fillmore, Houston and Winona; City of Blooming Prairie

Legislative District: 26B, 27, 27B, 28, 28B, 29, 29A, 31, 31A and 31B

Congressional District: 1

Vehicles: 2 Class 300 and 6 Class 400

Service Type: Route Deviation, Dial-A-Ride, Route Guarantee and Subscription

Days of Service: Monday-Friday 7:00 a.m.-5:00 p.m.

Base Fare: \$1.00; contract/subscription

Funding Class: Countywide and Multi-County

2004 SYSTEM DATA:

Total Operating Costs: \$167,431.35

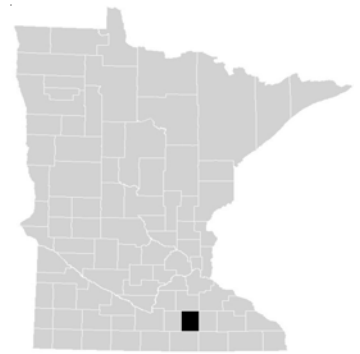
Total Cost Per Passenger: \$4.36

Ridership: 38,390

Annual System Miles: 71,736



STEELE COUNTY AREA TRANSIT (SCAT)



Contact Person: Shawn Brandvold
Title: Executive Director
Address: 630 Florence Avenue
Owatonna, MN 55060
Telephone: 507.444.7500
Fax: 507.451.5947
E-Mail: shawn.brandvold@co.steele.mn.us
Website:
www.co.steele.mn.us/scat/scat.html

2005 Achievements:

- Added expansion bus
- Maintained service levels during a change in leadership

2006 Objectives:

- Increase ridership by 8 percent
- Increase advertising by 20 percent

2007-2012 Long Range Plans:

- Increase ridership by 10 percent
- Secure stable third party contractor

SYSTEM SNAPSHOT:

Legal Name: Steele County Area Transit
Type of Government: County
Area Served: Steele County
Legislative District: 26, 26A and 26B
Congressional District: 1

Vehicles: 5 Class 400
Service Type: Dial-A-Ride
Days of Service: Monday-Friday 6:00 a.m.-6:00 p.m.;
Saturday 9:00 a.m.-3:00 p.m.; Sunday 7:30 a.m.-
1:00 p.m.
Base Fare: \$1.50/\$2.00
Funding Class: Countywide

2004 SYSTEM DATA:

Total Operating Costs: \$298,566.48
Total Cost Per Passenger: \$5.21
Ridership: 57,360
Annual System Miles: 146,455



STEWARTVILLE HEARTLAND EXPRESS

Contact Person: Barbara K. Neubauer
Title: Finance Director
Address: 105 East 1st Street
P.O. Box 275, Stewartville, MN 55976
Telephone: 507.533.4745
Fax: 507.533.4746
E-Mail: bneubauer@stewartvillemn.com
Website: www.stewartvillemn.com

2005 Achievements:

- In 2005 ridership increased over 2004 actuals by 18 percent
- Sent marketing materials to new sub-division
- Increased ridership to Rochester

2006 Objectives:

- Explore the feasibility of merging with the City of Rochester
- Explore options for gaining ridership
- Develop and distribute transit brochure to local businesses, schools, churches and bus riders

2007-2012 Long Range Plans:

- Provide the best, cost effective service for residents in our service area
- Regionalize the transit system
- Conduct comprehensive transit analysis



SYSTEM SNAPSHOT:



Legal Name: Stewartville, City of
Type of Government: City
Area Served: Cities of High Forest, Pleasant Grove, Rochester and Stewartville
Legislative District: 29A, 29B, 30A and 30B
Congressional District: 1

Vehicles: 1 Class 400
Service Type: Dial-A-Ride
Days of Service: Monday-Friday 8:30 a.m.-5:30 p.m.
Base Fare: \$1.00; \$5.00 round trip to Rochester
Funding Class: Small Urban

2004 SYSTEM DATA:

Total Operating Costs: \$56,964.21
Total Cost Per Passenger: \$5.08
Ridership: 11,221
Annual System Miles: 23,087



THREE RIVERS HIAWATHALAND TRANSIT

Contact Person: Amy Kuchera
Title: Transportation Director
Address: 1414 North Star Drive
Zumbrota, MN 55992
Telephone: 507.732.8558 or 507.421.1668
Fax: 507.732.8547
E-Mail: amy.kuchera@threeriverscap.org
Website: www.threeriverscap.org

2005 Achievements:

- Achieved successful transition of the previous Red Wing "RIDE" into Hiawathaland Transit
- Increased ridership

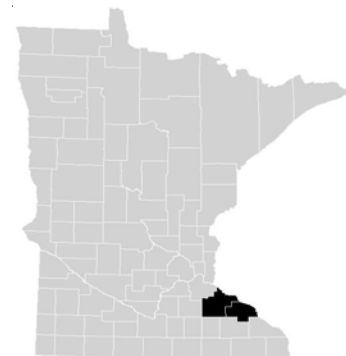
2006 Objectives:

- Research the feasibility of piloting service expansion in Zumbrota
- Pilot the River Cities Connection Project (service expansion from Red Wing to Lake City to Wabasha with interconnections)

2007-2012 Long Range Plans:

- Reduce the number of third party operators or begin plans to bring transit system inhouse
- Build a Three Rivers garage or transfer station.

SYSTEM SNAPSHOT:



Legal Name: Three Rivers Community Action, Inc.

Type of Government: Non-Profit

Area Served: Cities of Cannon Falls, Elgin, Kellogg, Lake City, Plainview, Red Wing, Wabasha and surrounding communities/townships of Feathers, Greenfield, Lake Pepin Golf Course, Leon, New Frontenac, Randolph, Reeds Landing and Stanton

Legislative District: 28A, 28B, and 30B

Congressional District: 1 and 2

Vehicles: 10 Class 400

Service Type: Dial-A-Ride

Days of Service: Monday-Friday 8:30 a.m.-5:30 p.m.

Base Fare: \$1.50; tokens/punch passes

Funding Class: Multi-County

2004 SYSTEM DATA:

Total Operating Costs: \$333,873.82

Total Cost Per Passenger: \$11.33

Ridership: 29,458

Annual System Miles: 83,318

Volunteer Ridership: 469

Volunteer System Miles: 18,742



TRAILBLAZER TRANSIT

Contact Person: Gary Ludwig
Title: Director
Address: 112 Fifth Street
P.O. Box 88, Gaylord, MN 55334
Telephone: 507. 237.3500
Fax: 507.237.3503
E-Mail: gludwig@trailblazertransit.com
Website: www.trailblazertransit.com

2005 Achievements:

- Initiated contracted service with local Day Activity Center (DAC)
- Upgraded accounts receivable system
- Consolidated bus garages in McLeod County

2006 Objectives:

- Create vehicle maintenance database
- Improve preventative maintenance program
- Complete employee and volunteer driver training manuals

2007-2012 Long Range Plans:

- Construct dispatch and garage facilities
- Implement automated dispatching software
- Participate in multi-agency mock disaster drill



SYSTEM SNAPSHOT:



Legal Name: Trailblazer Joint Powers Board

Type of Government: Joint Powers

Area Served: Counties of Sibley and McLeod including one mile around border plus external service points in Mankato, Minneapolis, New Ulm and Waconia

Legislative District: 18, 18A, 23, 23A, 25 and 25A

Congressional District: 7

Vehicles: 12 Class 400

Service Type: Dial-A-Ride

Days of Service: Monday-Friday 6:30 a.m.-5:30 p.m.

Base Fare: \$1.50 in town

Funding Class: Multi-County

2004 SYSTEM DATA:

Total Operating Costs: \$798,916.46

Total Cost Per Passenger: \$11.41

Ridership: 70,026

Annual System Miles: 331,879

Volunteer Ridership: 2,729

Volunteer System Miles: 99,396



TRI-CAP TRANSIT CONNECTION

Contact Person: Linda Elfstrand
Title: Transportation Director
Address: 700 West St. Germain
St. Cloud, MN 56301
Telephone: 320.202.7824
Fax: 320.529.4841
E-Mail: linda.elfstrand@tricap.org
Website: www.tricap.org

2005 Achievements:

- Printed comprehensive transit brochure in English and Spanish
- Distributed transit brochures and posters in Benton and Stearns Counties
- Negotiated consolidation of MorrTrans into Tri-CAP Transit System

2006 Objectives:

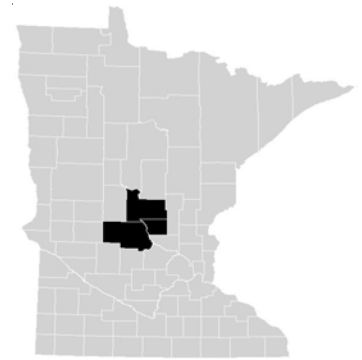
- Increase passengers per hour on multi-county service
- Develop plans for Tri-CAP administrative and bus facility
- Seek affordable long-term bus storage for Morrison County

2007-2012 Long Range Plans:

- Build administrative and bus facility in St. Cloud area.
- Develop bus storage plan for Morrison County
- Upgrade dispatching software



SYSTEM SNAPSHOT:



Legal Name: Tri-County Action Program, Inc.

Type of Government: CAP

Area Served: Counties of Benton, Morrison and Stearns

Legislative District: 12, 12B, 13, 13A, 14, 14A, 14B, 15A, 15B and 16A

Congressional District: 6, 7 and 8

Vehicles: 1 Class 300, 7 Class 400, 2 Class 500 and 2 Class 600

Service Type: Route Deviation, Dial-A-Ride and Subscripton

Days of Service: Monday-Friday 7:00 a.m.- 5:00 p.m.

Base Fare: \$1.00 in town; \$2.50 in Morrison; \$3.00 in Benton and Stearns

Funding Class: Small Urban and Multi-County

2004 SYSTEM DATA:

Total Operating Costs: \$399,385.00

Total Cost Per Passenger: \$10.85

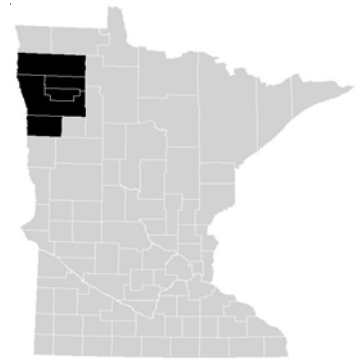
Ridership: 36,819

Annual System Miles: 200,327



TRI-VALLEY HEARTLAND EXPRESS BUS

Contact Person: Michael S. Frisch
Title: Transportation Program Manager
Address: 1407 Erskine Street
Crookston, MN 56716
Telephone: 218.281.0195 or 218.281.0700
Fax: 218.281.0741
E-Mail: michael@tvoc.org



SYSTEM SNAPSHOT:

Legal Name: Tri-Valley Opportunity Council, Inc.

Type of Government: CAP

Area Served: Counties of Marshall, Norman, Pennington, Polk and Red Lake; Cities of Bemidji, Detroit Lakes, Fargo/Moorhead and Grand Forks/East Grand Forks

Legislative District: 01, 01A, 01B, 02, 02A, 02B, 04A, 09 and 09B

Congressional District: 7

Vehicles: 9 Class 400 and 2 Class 500

Service Type: Route Deviation, Dial-A-Ride and Subscription

Days of Service: Monday, Tuesday, Thursday and Friday 7:15 a.m.-5:00 p.m.; Wednesday 7:15 a.m.-7:30 p.m.

Base Fare: \$1.00 based on \$.10 or less per mile

Funding Class: Small Urban, Countywide and Multi-County

2005 Achievements:

- Achieved a ride increase of 1 percent
- Completed transit facility in Crookston

2006 Objectives:

- Maintain ridership regardless of operating cuts
- Reduce cost per mile by \$.02
- Form a collaboration with at least one of the three colleges in this service area

2007-2011 Long Range Plans:

- Expand transit in one of the two adjacent counties lacking public transit
- Complete a transit facility in Thief River Falls

2004 SYSTEM DATA:

Total Operating Costs: \$581,751.70

Total Cost Per Passenger: \$8.35

Ridership: 69,661

Annual System Miles: 209,953



Tri-Valley Opportunity Council, Inc.
T.H.E. BUS
Tri-Valley Heartland Express

VIRGINIA DIAL-A-RIDE

Contact Person: Ronald Lackner
Title: City Clerk - Finance Director
Address: City Hall, 327 First Street South
Virginia, MN 55792
Telephone: 218.748.7500 or 218.741.1551
Fax: 218.749.3580
E-Mail: lacknerr@virginia.mn.us
Website: www.virginia-mn.com

2005 Achievements:

- Implemented senior citizen fixed route monthly bus pass
- Implemented fixed route monthly bus pass at reduced rate
- Created and distributed bus rider's guide

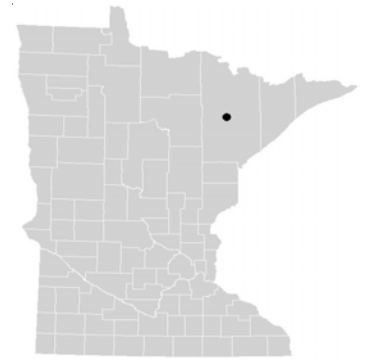
2006 Objectives:

- Maintain existing bus service
- Evaluate 2005 senior citizen fixed route, monthly bus pass

2007-2012 Long Range Plans:

- Increase ridership
- Continue to evaluate routing options to maximize benefit
- Continue replacing vehicles as needed

SYSTEM SNAPSHOT:



Legal Name: Virginia, City of

Type of Government: City

Communities Served: Virginia City Limits-Mountain Iron-Highway 53 Business Areas-Eveleth Mesabi Range College and Progress Park

Legislative District: 5A

Congressional District: 8

Vehicles: 4 Class 500

Service Type: Route Deviation, Dial-A-Ride and Subscription

Days of Service: Monday-Friday 6:30 a.m.-6:30 p.m.; Saturday 8:45 a.m.-6:30 p.m.; Sunday, 8:00 a.m.-6:00 p.m.

Base Fare: \$1.00; \$20.00 monthly pass; \$15.00 monthly senior pass

Funding Class: Small Urban

2004 SYSTEM DATA:

Total Operating Costs: \$176,327.32

Total Cost Per Passenger: \$4.44

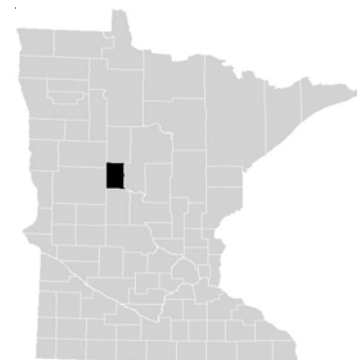
Ridership: 39,748

Annual System Miles: 78,671



WADENA COUNTY FRIENDLY RIDER TRANSIT

Contact Person: Pam Jenson
Title: Administrative Services Supervisor
Address: 124 First Street S.E.
Wadena, MN 56482
Telephone: 218.631.7605 or 218.631.5730
Fax: 218.631.7616
E-Mail: pam.jenson@co.wadena.mn.us
Website: www.co.wadena.mn.us



SYSTEM SNAPSHOT:

Legal Name: Wadena County Social Services
Type of Government: County
Communities Served: Cities of Bluffton, Menahga, North Staples, Sebeka, Verndale and Wadena
Legislative District: 10B
Congressional District: 7

2005 Achievements:

- Increased number of passengers to over 2,500 per month
- Achieved farebox recovery of 18 percent
- Decreased cost per hour to \$32

2006 Objectives:

- Increase number of riders to 2,750 per month (33,000/year)
- Achieve farebox recovery of 20 percent
- Build or remodel transit garage to include heat, wash bay and driver office space

2007-2012 Long Range Plans:

- Acquire backup bus in fleet
- Coordinate service with area FTA Section 5310 providers

Vehicles: 3 Class 400
Service Type: Route Deviation and Dial-A-Ride
Days of Service: Monday-Friday 7:15 a.m.-4:45 p.m.; Sunday 8:00 a.m.-12:30 p.m.
Base Fare: \$1.00 (0-2 miles); \$2.00 (2-9 Miles); \$3.00 (9+ miles)
Funding Class: Countywide

2004 SYSTEM DATA:

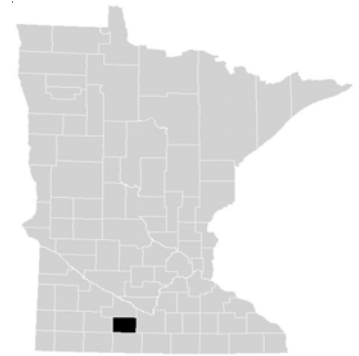
Total Operating Costs: \$195,908.58
Total Cost Per Passenger: \$7.87
Ridership: 24,904
Annual System Miles: 63,930



WATONWAN TAKE ME THERE (TMT)

Contact Person: Marjorie R. Smith
Title: Transit Director
Address: 1304 - 7th Avenue South
P.O. Box 467, St. James, MN 56081
Telephone: 507.375.7385
Fax: 507.375.1301
E-Mail: marjorie.smith@co.watonwan.mn.us

SYSTEM SNAPSHOT:



2005 Achievements:

- Achieved third highest revenue since system began in 1998 without a fare increase
- Increased revenue/expense percentage

2006 Objectives:

- Increase revenue by minimum of 7% by increasing ridership per hour
- Increase ridership on selected "out-of-county" trips
- Continue working relationship with Ucare Minnesota, Blue Ride and Human Services

2007-2012 Long Range Plans):

- Retain transit system's dedicated and dependable employees
- Secure adequate funding to maintain updated fleet
- Retain strong support of County Commission

Legal Name: Watonwan County

Type of Government: County

Area Served: Watonwan County plus trips to Fairmont, Lake Crystal, Mankato, Mountain Lake, New Ulm, Sleepy Eye, Trimont, and Windom

Legislative District: 21, 21B, 22B, 23A, 23B, 24, 24A, 24B and 25A21

Congressional District: 1 and 2

Vehicles: 4 Class 400

Service Type: Dial-A-Ride and Subscription

Days of Service: Monday-Friday 6:00 a.m.-5:00 p.m.

Base Fare: \$1.25; different fares for out of county trips

Funding Class: Countywide

2004 SYSTEM DATA:

Total Operating Costs: \$197,181.00

Total Cost Per Passenger: \$11.62

Ridership: 16,967

Annual System Miles: 168,469



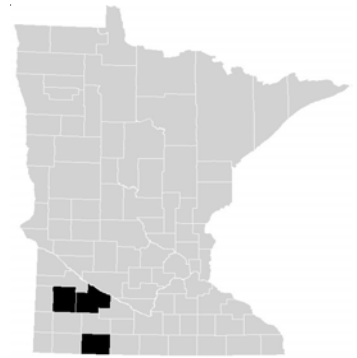
WATONWAN COUNTY'S
"TAKE ME THERE" BUS
WILL TAKE YOU
THERE!!!!!!



TAKE ME THERE

WESTERN COMMUNITY TRANSIT

Contact Person: Jeanette M. Aguirre
Title: Transportation Director
Address: 400 West Main Street
Marshall, MN 56258
Telephone: 507.537.1416
Fax: 507.537.1849
E-Mail: jeanette.aguirre@wcainc.org
Web site: www.wcainc.org



SYSTEM SNAPSHOT:

Legal Name: Western Community Action, Inc.

Type of Government: CAP

Area Served: Counties of Jackson, Lyon and Redwood; limited service in the Counties of Cottonwood and Lincoln; 7 Metro Counties; and the Cities of Willmar, Worthington and Sioux Falls, SD

Legislative District: 21, 21A, 21B, 22 and 22B

Congressional District: 1 and 7

2005 Achievements:

- Increased pre-scheduled ride requests by 10%, and increased rides from 2004 by 9.2 percent
- Developed a new bus design image and system name
- Reduced cost per passenger by 5.3% from 2004

2006 Objectives:

- Partner with regional providers to increase ride coordination to similar destinations
- Build a new bus facility in the City of Marshall
- Reduce maintenance cost by 1 percent

2007-2012 Long Range Plans:

- Upgrade dispatching software to include website scheduling of trips
- Secure funding to increase options for accommodating unmet transit needs

Vehicles: 16 Class 400

Service Type: Route Deviation, Dial-A-Ride and Subscription

Days of Service: Monday-Friday 5:30 a.m.-11:00 p.m.;
Saturday 8:00 a.m.-6:30 p.m.;
Sunday 8:30 a.m.-1:00 p.m.

Base Fare: \$2.00-\$13.00; \$.20-.70 per mile
volunteer drivers

Funding Class: Countywide and Multi-County



2004 SYSTEM DATA:

Total Operating Costs: \$1,018,892.46

Total Cost Per Passenger: \$9.72

Ridership: 104,872

Annual System Miles: 293,109

Volunteer Ridership: 12,808

Volunteer System Miles: 311,086



WINONA TRANSIT SERVICE

Contact Person: Monica Hennessy Mohan
Title: City Clerk
Address: 207 Lafayette Street
P.O. Box 378, Winona, MN 55987
Telephone: 507.457.8200
Fax: 507.457.8285
E-Mail: mhmohan@cityhall.luminet.net
Website: www.cityofwinona-mn.com

2005 Achievements:

- Increased ridership on the Safe Ride Program by 22% and on Winona State University (WSU) subscription routes by 5 percent
- Increased ridership on the regular routes by 4% through July
- Increased farebox revenues by 1% through July

2006 Objectives:

- Conduct rider count by route
- Increase fares by \$0.25 and minimize ridership loss
- Continue Safe Ride Program and WSU subscription routes

2007-2012 Long Range Plans:

- Develop replacement schedule for vehicles
- Continue to review and evaluate routes and fare schedule

SYSTEM SNAPSHOT:



Legal Name: Winona, City of
Type of Government: City
Area Served: Cities of Goodview and Winona
Legislative District: 28B and 31A
Congressional District: 1

Vehicles: 7 Class 600
Service Type: Route Deviation and Subscription
Days of Service: Monday-Friday 6:00 a.m.-6:15 p.m.;
Saturday 6:30 p.m.-1:55 a.m.
Base Fare: \$.50; \$.15 for deviation
Funding Class: Small Urban

2004 SYSTEM DATA:

Total Operating Costs: \$401,270.09
Total Cost Per Passenger: \$1.79
Ridership: 224,238
Annual System Miles: 192,966



ANOKA COUNTY TRAVELER

Contact Person: Tim Kirchoff
Title: Supervisor of Transit Operations and Planning
Address: 2100 - 3rd Avenue, Room 216
Anoka, MN 55371
Telephone: 763.422.7075
Fax: 763.323.5556
E-mail: traveler@co.anoka.mn.us
Website: www.anokacounty.us/transit

2005 ACHIEVEMENTS:

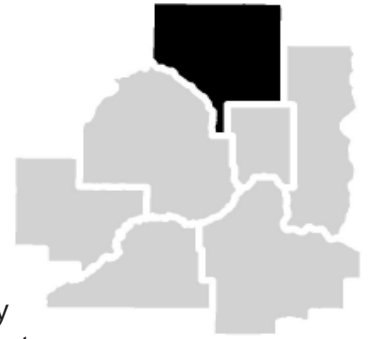
- Completed Transit System Plan
- Experienced highest reported ridership in August 2005 since inception of service
- Issued an RFP and selected a provider for Traveler services
- Completed a Rider's Guide for Dial-A-Ride
- Developed a volunteer transportation database to collect passenger data and coordinate driver's schedules with passenger requests

2006 OBJECTIVES:

- Increase ridership on restructured and new regular routes
- Increase productivity while lowering the cost per passenger
- Recruit new volunteer drivers

2007- 2012 LONG RANGE PLANS:

- Develop feeder service for Northstar Commuter Rail
- Design and coordinate local service into Metropolitan Council service expansion plan
- Address service recommendations identified in Transit System Plan
- Increase ridership



SYSTEM SNAPSHOT:

Legal Name: Anoka County
Type of Government: County
Area Served: Andover, Anoka, Bethel, Blaine, Burns, Cedar, Centerville, Circle Pines, Columbia Heights, Columbus, Coon Rapids, East Bethel, Fridley, Ham Lake, Hilltop, Lexington, Lino Lakes, Linwood, Oak Grove, Ramsey, St. Francis and Spring Lake Park
Legislative District: 17A, 47A, 47B, 48A, 48B, 49A, 49B, 50A, 50B, 51A, 51B, 52A, 53A and 56A
Congressional Districts: 2, 3, 5 and 6

Vehicles: 46 volunteer vehicles, 8 Class 300, 3 Class 400, 2 Class 600 and 5 Class 700

Service Type: Volunteer, Regular Route and Dial-A-Ride

Days of Service: Monday-Friday 8:00 a.m.-4:30 p.m. (Anoka Volunteer); Monday-Sunday 4:15 a.m.-2:45 a.m. (Traveler Dial-A-Ride); Monday-Saturday 6:05 a.m.-7:35 p.m. (Traveler (Fixed Route))

Base Fare: ADA: \$3.50 Peak, \$2.50 Off-Peak; General Public: \$4.25 Peak, \$3.25 Off-Peak; Donation in Anoka County; Volunteer: \$3 in County, \$8 Outside County; Traveler Regular Route: \$2 Peak, \$1.50 Off-Peak

Funding Class: Small Urban

2004 SYSTEM DATA:

Regular Route

Total Operating Costs: \$987,233

Total Cost Per Passenger: \$6.57

Ridership: 150,288

Annual System Miles: 246,587

Dial-A-Ride

Total Operating Costs: \$1,544,168

Total Cost Per Passenger: \$23.47

Ridership: 65,807

Annual System Miles: 457,454

Volunteer Program

Total Operating Costs: \$60,958

Total Cost Per Passenger: \$14.37

Ridership: 4,243

Annual System Miles: 102,183

CARVER COUNTY RURAL TRANSIT/CART

Contact Person: Alan Herrmann
Title: Transportation Supervisor
Address: 11360 Highway 212 West
P.O. Box 141, Cologne, MN 55322
Telephone: 952.466.5260
Fax: 952.466.5223
E-mail: aherrman@co.carver.mn.us
Website: www.co.carver.mn.us



SYSTEM SNAPSHOT:

Legal Name: Carver County
Type of Government: County
Area Served: Carver County
Legislative District: 34, 34A and 34B
Congressional District: 2

Vehicles: 8 Class 400
Service Type: Deviated Fixed
Days of Service: Monday-Friday 6:00 a.m.-5:30 p.m.
Base Fare: \$2.00 one-way
Funding Class: Rural

2004 SYSTEM DATA:

Total Operating Costs: 406,920
Total Cost Per Passenger: \$9.63
Ridership: 42,262
Annual System Miles: 268,623

2005 ACHIEVEMENTS:

- Achieved new record for total rides
- Maintained ridership with loss of many volunteer drivers
- Recorded over 5.0 passengers per hour for several months

2006 OBJECTIVES:

- Contract with Human Services providers (MNET) for rides already providing
- Maintain 5.0 or better passengers per hour
- Implement fare increase in January to offset rising costs and to realize better cost ratio

2007-2012 LONG RANGE PLANS:

- Expand service hours for reverse commute
- Plan feeder service to southwest metro
- Provide new Highway 212 service expansion



DARTS

Contact Person: Andrew Krueger
Title: Director of Transit Solutions
Address: 1645 Marthaler Lane
West St. Paul, MN 55118
Telephone: 651.234.2295
Fax: 651.234.2284
E-mail: andrew.krueger@darts1.org
Website: www.darts1.org

2005 ACHIEVEMENTS:

- Received the 2005 National United We Ride Leadership Award for coordination of community based transportation
- Successfully launched DARTS Vehicle Maintenance Service for public and non-profit transit providers
- Increased efficiency with a 5% increase in passengers per revenue hour and a 200% increase in the number of same day trips provided
- Implemented a new driver safety and recognition program called "Safety Matters"

2006 OBJECTIVES:

- Develop expanded mobility options for older adults through a personalized transit service and collaboration with Minnesota Partnership for Safe Mobility and other stakeholders in Dakota County
- Expand training opportunities for DARTS drivers and other transit properties through a collaborative effort with the American Red Cross
- Establish "paperless" dispatch by completing the implementation of Mentors Ranger System

2007-2012 LONG RANGE PLANS:

- Establish a second service center in Southern Dakota County to meet increasing ridership in the southern part of the Metropolitan area
- Continue to seek collaborative opportunities with others to improve and increase the level and maintain the quality of service provided by community based providers



SYSTEM SNAPSHOT:



Legal Name: Dakota Area Resources and Transportation for Seniors

Type of Government: Non-Profit 501(c)(3) Corporation

Area Served: Dakota County

Legislative District: 36, 36A, 36B, 37, 37A, 37B, 38, 38A, 38B, 39, 39A, 39B, 40, 40A, 57A, 57, 57A and 57B

Congressional District: 2 and 4

Vehicles: 36 Class 300

Service Type: Dial-A-Ride and Fixed Route

Days of Service: Senior Service: Monday-Friday 8:00 a.m.-4:30 p.m.; ADA Service: Sunday-Saturday 5:00 a.m.-11:00 p.m.

Base Fare: \$2.50 Non-Peak; \$3.50 peak

Funding Class: Elderly and Disabled and Small Urban

2004 SYSTEM DATA:

Total Operating Costs: \$3,008,915

Total Cost Per Passenger: \$18.09

Ridership: 166,302

Annual System Miles: 672,169



EDINA DIAL-A-RIDE

Contact Person: Jody Jacoby
Title: Program Administrator
Address: 230 East 5th Street
St. Paul, MN 55101
Telephone: 651.602.1709
Fax: 651.602.1739
E-Mail: jody.jacoby@metc.state.mn.us
Website: www.metrocouncil.org
Provider: Senior Community Services
Telephone: 952.541.1019

2005 ACHIEVEMENTS:

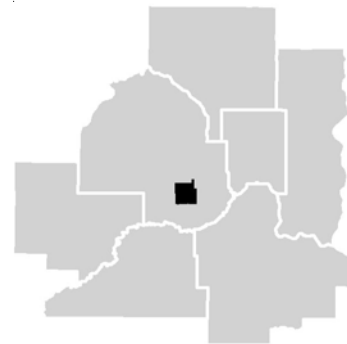
- Increased routing efficiency

2006 OBJECTIVES:

- Increase ridership through more creative routing
- Explore option of adding a bus to decrease denials

2007-2012 LONG RANGE PLANS:

- Coordinate with other Hennepin County transportation providers to form a county-wide



SYSTEM SNAPSHOT:

Legal Name: Metropolitan Council, Edina
Dial-A-Ride

Type of Government: City

Area Served: Edina

Legislative District: 41A and 41B

Congressional District: 3

Vehicles: 1 Class 400

Service Type: Demand Response

Days of Service: Monday-Friday 9 a.m.-3 p.m.

Base Fare: \$1.50 one-way (suggested donation for seniors)

Funding Class: Elderly and Disabled

2004 SYSTEM DATA:

Total Operating Costs: \$60,729

Total Cost Per Passenger: \$15.13

Ridership: 4,013

Annual System Miles: 18,253

HASTINGS TRAC

Contact Person: Melanie Mesko Lee
Title: Transit Director
Address: 101 Fourth Street East
Hastings MN 55033
Telephone: 651.480.2326
Fax: 651.437.7082
E-mail: cityhall@ci.hastings.mn.us
Website: www.ci.hastings.mn.us

2005 ACHIEVEMENTS:

- Increased service hours to accommodate increasing demand for transit service

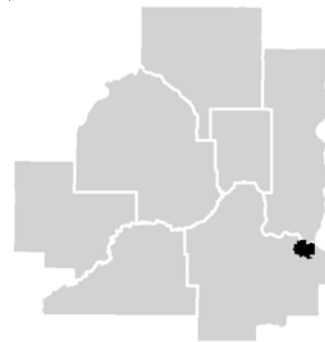
2006 OBJECTIVES:

- Increase staffing level to meet passenger needs

2007-2012 LONG RANGE PLANS:

- Consider implementation of a fixed route service

SYSTEM SNAPSHOT:



Legal Name: City of Hastings
Type of Government: Local
Area Served: Corporate City Limits
Legislative District: 57B
Congressional District: 2

Vehicles: 2 Class 400 and 2 Class 500
Service Type: Dial-A-Ride and Subscription
Days of Service: Monday-Friday
Base Fare: \$1.55 Per Person/Per Trip or \$1.50/each token
Funding Class: Small Urban

2004 SYSTEM DATA:

Total Operating Costs: \$261,665
Total Cost Per Passenger: \$8.66
Ridership: 30,229
Annual System Miles: 81,499



**City of
Hastings**

HOPKINS HOP-A-RIDE

Contact Person: Nancy Anderson
Title: Planner
Address: 1010 First Street South
Hopkins, MN 55343
Telephone: 952.935.8474
Fax: 952.935.1834
E-Mail: nanderson@hopkinsmn.com
Website: www.hopkinsmn.com

2005 ACHIEVEMENTS:

- Successfully negotiated a service contract within budget
- Increased ridership

2006 OBJECTIVES:

- Continue to increase ridership

2007-2012 LONG RANGE PLANS:

- Continue to provide low cost transportation service to City of Hopkins



SYSTEM SNAPSHOT:

Legal Name: City of Hopkins
Type of Government: City
Area Served: City of Hopkins
Legislative District: 52A
Congressional District: 3

Vehicles: 1 Class 200
Service Type: Dial-A-Ride
Days of Service: Monday-Thursday 7 a.m.-5 p.m.,
Friday 7 a.m.-4 p.m.
Base Fare: \$2.00-\$5.00
Funding Class: Small Urban

2004 SYSTEM DATA:

Total Operating Costs: \$122,588
Total Cost Per Passenger: \$9.29
Ridership: 13,186
Annual System Miles: 16,704

H.S.I. TRANSPORTER

Contact Person: Roxanne Emerson
Title: Division Director
Address: 5650 Memorial Avenue North
Oak Park Heights, MN 55082
Telephone: 651.275.4308
Fax: 651.275.4310
E-mail: remerson@hsicares.org
Website: www.hsicares.org

2005 ACHIEVEMENTS:

- Provided transportation for elderly and persons with special needs in Washington County
- Enabled residents to maintain or improve their independence for a longer time
- Provided high quality service, which riders recommended to others

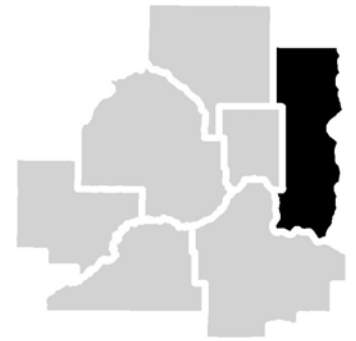
2006 OBJECTIVES:

- Continue to provide quality, cost effective transit service to Washington County
- Continue to pursue service expansion in low service areas of Washington County
- Continue to increase ADA certification

2007-2012 LONG RANGE PLANS:

- Meet challenge of increasing transportation needs within and around areas served and work to proactively meet those needs

SYSTEM SNAPSHOT:



Legal Name: Human Services, Inc. (HSI)

Type of Government: Private Non-Profit

Area Served: Washington County

Legislative District: 52, 52A, 52B, 55B, 56, 56A, 56B, 57, 57A and 57B

Congressional District: 2, 4, and 6

Vehicles: 16 Class 400 and 2 Class 500

Service Type: Dial-A-Ride and Subscription

Days of Service: Monday-Friday, and some limited weekend and holiday

Base Fare: Peak: \$3.25; Non Peak: \$2.50

Funding Class: Elderly and Persons with Special Needs, Rural and Small Urban

2004 SYSTEM DATA:

Total Operating Costs: \$1.3 Million

Total Cost Per Passenger: \$14.00-\$15.00

Ridership: 90,000

Annual System Miles: 580,484



LAKE AREA BUS

Contact Person: Judy Hutchinson
Title: Coordinator
Address: 3588 East Hoffman Road
Vadnais Heights, MN 55110
Telephone: 651.379.8816
Fax: 651.770.6053
E-mail: jh@symtech.us
Provider: LaidLaw Transit

2005 ACHIEVEMENTS:

- Increased ridership to 3.5 rides/hour
- Celebrated 25th anniversary in Spring 2005

2006 OBJECTIVES:

- Maintain ridership at 3.5 rides/hour or better

SYSTEM SNAPSHOT:



Legal Name: Lake Area Bus

Type of Government: Joint Powers

Area Served: Cities of Birchwood, Gem Lake, Mahtomedi, Vadnais Heights, White Bear Lake, Willernie and White Bear Township

Legislative District: 52B, 53B and 54B

Congressional District: 4 and 7

Vehicles: 3 Class 400

Service Type: Dial-A-Ride

Days of Service: Monday-Friday

Base Fare: \$2.00

Funding Class: Small Urban

2004 SYSTEM DATA:

Total Operating Costs: \$386,703

Total Cost Per Passenger: \$12.98

Ridership: 29,793

Annual System Miles: 148,629



LAKER LINES

Contact Person: Kelly Meyer
Title: Assistant to City Manager
Address: 16200 Eagle Creek Avenue S.E.
Prior Lake, MN 55372
Telephone: 952.447.9802
Fax: 952.447.4245
E-mail: kmeyer@cityofpriorlake.com
Website: www.cityofpriorlake.com/

2005 ACHIEVEMENTS:

- Redirected express routes to utilize Highway 169 corridor
- Completed unified Transit Management Plan with cities of Shakopee, Savage and Scott County

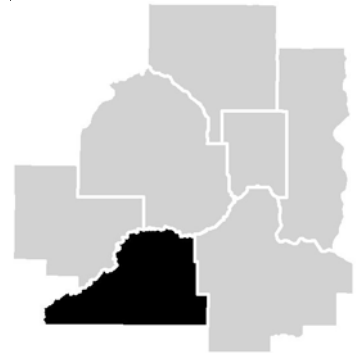
2006 OBJECTIVES:

- Implement additional morning and evening express route (purchase one additional bus)
- Participate with Shakopee, Scott County and Metropolitan Council to develop 500 space regional park-and-ride lot at CSAH 18 and Highway 169
- Implement possible route changes to provide service when regional lot is completed

2007-2012 Long Range Plans:

- Continue to partner with Scott County and City of Shakopee, as ridership dictates, to expand service in Scott County in connection with Unified Transit Management Plan, including development of a second regional park-and-ride and further service expansion

SYSTEM SNAPSHOT:



Legal Name: City of Prior Lake

Type of Government: Municipality

Area Served: Scott County

Legislative District: 25, 25A, 25B, 34, 34A, 35, 35A, 35B, 40 and 40A

Congressional District: 2

Vehicles: 1 Class 600

Service Type: Express to Minneapolis

Days of Service: Monday-Friday

Base Fare: \$2.75 per Trip

Funding Class: Opt Out

2004 SYSTEM DATA:

Total Operating Costs: \$364,939

Total Cost Per Passenger: \$16.43

Ridership: 22,210

Annual System Miles: 85,135



LINWOOD DIAL-A-RIDE

Contact Person: Deborah Ellis
Title: Sr. Project Administrator
Address: 230 East Fifth Street
St. Paul, MN 55101
Telephone: 651.602.1722
Fax: 651.602.1739
E-Mail: Deborah.ellis@metc.state.mn.us
Website: www.metrocouncil.org

2005 ACHIEVEMENTS:

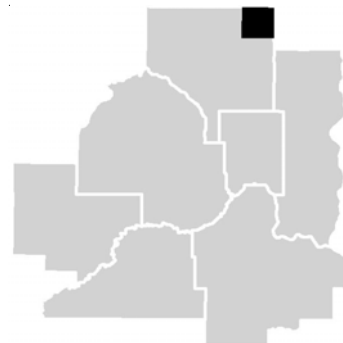
- Increased Program Awareness
- Coordinated more trips to provide cost-efficient trips

2006 OBJECTIVES:

- Increase ridership
- Continue coordination of trips

2007-2012 LONG RANGE PLANS:

- Continue to grow ridership and create efficiencies at a modest rate
- Continue to identify and monitor capacity demands of current services



SYSTEM SNAPSHOT:

System Name: Metropolitan Council, Linwood Dial-A-Ride

Type of Government: Regional

Area Served: Linwood Township and surrounding communities

Legislative District: 48A, 49A and 52A

Congressional District: 6

Vehicles: 1 Van and 1 Small Bus

Service Type: Dial-A-Ride

Days of Service: Monday-Sunday

Base Fare: Donation

Funding Class: Rural

2004 SYSTEM DATA:

Total Operating Costs: \$49,284

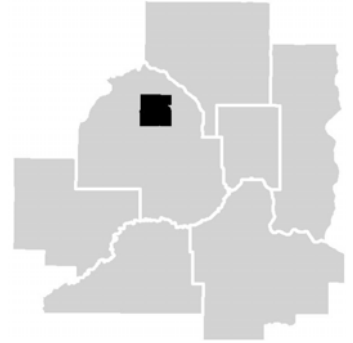
Total Cost Per Passenger: \$20.24

Ridership: 2,435

Annual System Miles: 38,387

MAPLE GROVE TRANSIT

Contact Person: Michael Opatz
Title: Transit Administrator
Address: 12800 Arbor Lakes Parkway
Maple Grove, MN 55369
Telephone: 763.494.6005
Fax: 763.494.6421
E-mail: mopatz@ci.maple-grove.mn.us
Website: www.ci.maple-grove.mn.us



SYSTEM SNAPSHOT:

Legal Name: Maple Grove Transit System
Type of Government: City
Area Served: City of Maple Grove
Legislative District: 32A and 32B
Congressional District: 3

2005 ACHIEVEMENTS:

- Continued to operate Maple Grove Transit station in a safe, clean and efficient manner
- Continued to operate a local transit system within budge and policy guidelines of the Metropolitan Council
- Continued to support the MapleGrove Transit Commission to ensure community involvement in planning for present and future transit needs
- Continued retaining and attracting riders by promoting transit system as viable alternative transportation mode for economic, convenience and environmental reasons

2006 OBJECTIVES:

- Provide current and new transit service which meet city's changing dynamics and growing population while "staying within budget"

2007-2012 LONG RAND PLANS:

- Add service to reflect demand and available funding when plans are adopted

Vehicles: 30

Service Type: Fixed Route and Dial-A-Ride

Days of Service: Commuter Express: Monday-Friday, Morning Peak: 6:00 a.m.-8:30 a.m., and Evening Peak: 3:30 p.m.-7:30 p.m. Dial-A-Ride: Monday-Friday 6:00 a.m.-6:00 p.m., Saturday 9:00 a.m.-5:00 p.m.

Base Fare: \$2.75 Express; \$1.75 Dial-A-Ride

Funding Class: Opt-out

2004 SYSTEM DATA:

Total Operating Costs: \$2,180,438

Cost Per Passenger: \$5.31

Ridership: 410,268

Annual System Miles: 397,481



Maple Grove Transit Station

METRO MOBILITY

Contact Person: David Jacobson
Title: General Manager
Address: 230 East 5th Street
St. Paul, MN 55101
Telephone: 651.602.1664
Fax: 651.602.1660
E-mail: david.jacobson@metc.state.mn.us
Website:
www.metrocouncil.org/transit/metromob.htm

2005 ACHIEVEMENTS:

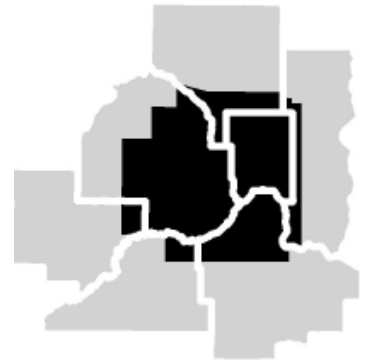
- Released demand request for proposals, evaluated proposals and awarded over \$100,000 for next five years of service
- Revisited and modified Premium Same Day (PSD) taxi service policies and procedures
- Updated report on Future of Metro Mobility/ADA Transit Service
- Implemented fare increases
- Upgraded phone system with recording capabilities

2006 OBJECTIVES:

- Continue to address ADA capacity trip denials
- Implement web scheduling
- Implement fixed route travel training for conditionally certified ADA certified riders

2007-2012 LONG RANGE PLANS:

- Research the possibility of Metro Mobility riders buying back no-shows at a minimum of \$20 per no-show
- Utilize taxis to transport able ADA riders to nearest fixed route bus stop
- Shorten four day lead reservation period to two days
- Move to conditional eligibility
- Achieve zero ADA capacity trip denial rate



SYSTEM SNAPSHOT:

Legal Name: Metropolitan Council, Metro Mobility
Type of Government: Regional
Area Served: Hennepin and Ramsey Counties
Legislative District: 19, 19B, 32, 32A, 32B, 33, 33A, 33B, 34, 34B, 40, 40B, 41, 41A, 41B, 42, 42A, 42B, 43, 43A, 43B, 44, 44A, 44B, 45, 45A, 45B, 46, 46A, 46B, 47, 47A, 47B, 50, 50A, 50B, 51, 51B, 53, 53A, 53B, 54, 54A, 54B, 55, 55A, 55B, 58, 58A, 58B, 59, 59A, 59B, 60, 60A, 60B, 61, 61A, 61B, 62, 62A, 63, 63A, 63B, 64, 64A, 64B, 65, 65A, 65B, 66, 66A, 66B, 67, 67A and 67B
Congressional District: 2, 3, 4, 5 and 6

Vehicles: 264 Class 300
Service Type: Dial-A-Ride
Days of Service: 365 Days A Year
Base Fare: Peak: \$3.50, Non-Peak: \$2.50
Funding Class: Demand Response

2004 SYSTEM DATA:

Total Operating Costs: \$26,537,033
Total Cost Per Passenger: \$21.45
Ridership: 1,153,983
Annual System Miles: 10,740,865



METRO TRANSIT

Contact Person: Brian J. Lamb
Title: General Manager
Address: 560 - 6th Avenue North
Minneapolis, MN 55411
Telephone: 612.349.7400
Fax: 612.349.7503
E-mail: brian.lamb@metc.state.mn.us
Home Page: www.metrotransit.org

2005 ACHIEVEMENTS:

- Erased a projected \$60 million shortfall in transit operating costs for 2005-2006
- Closed 2005 with 133 employers enrolled in Metropass
- Learned from survey that 90% of bus customers and 93% of train customers were fully satisfied with Metro Transit service
- Began using, in all buses, the cleanest diesel fuel a year ahead of federal mandate
- Carried 7.8 million riders on Hiawatha light-rail line in first year of full operation
- Added 36 miles to the region's network of bus-only shoulder lanes, increasing total to 256 miles
- Completed plan to double number of park-and-ride spaces for commuters boarding express buses to the downtowns
- Improved safety and security for transit customers by hiring 23 full-time transit police officers
- Developed and implemented new scheduling software to improve transit efficiency and cost effectiveness

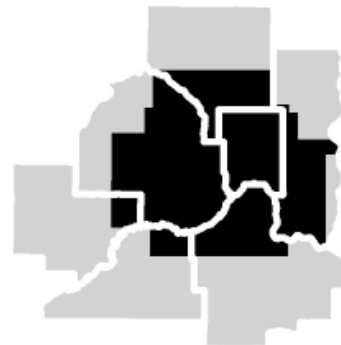
2006 OBJECTIVES:

- Achieve ridership goal of 71 million
- Advance Northstar Commuter Rail Project to final design and apply for federal full funding grant agreement
- Fully implement Go-To Card fare payment system on bus and rail
- Add 25 new articulated buses and 3 new light rail vehicles to transit fleet
- Assist Ramsey County in advancing Central Corridor project to preliminary engineering phase
- Bring real-time "next bus" information to customers

2007-2012 LONG RANGE PLANS:

- Implement comprehensive route restructuring of transit service in N.W. part of metro
- Identify preferred alternative for Central Corridor and advance project through final design
- Grow transit ridership by a least 3% per year
- Inaugurate bus rapid transit service along Bottineau Boulevard (CR 81)

SYSTEM SNAPSHOT:



Legal Name: Metro Transit

Type of Government: State, an operating unit of the Metropolitan Council

Areas served: Anoka, Carver, Dakota, Hennepin, Ramsey, Scott and Washington Counties

Legislative District: Metro

Congressional District: 2, 3, 4, 5 and 6

Vehicles: 681 40-Ft. Coaches and 140 Articulated buses

Service Type: Fixed Route

Days of Service: Monday-Sunday, 24 hours daily

Base Fare: \$1.50

Funding Class: Large Urban

2004 SYSTEM DATA:

Total Operating Costs: \$186,900,000

Total Cost Per Passenger: \$3.45

Ridership: 53,900,000

Annual System Miles: 27,100,000



METROPOLITAN COUNCIL, BE LINE ROUTES 538 & 539

Contact Person: John Harper
Title: Sr. Project Administrator
Address: 230 East 5th Street
St. Paul, MN 55101
Telephone: 651.602.1744
Fax: 651.602.1739
E-mail: john.harper@metc.state.mn.us
Home Page: www.metrocouncil.org
Provider: Minnesota Valley Transit

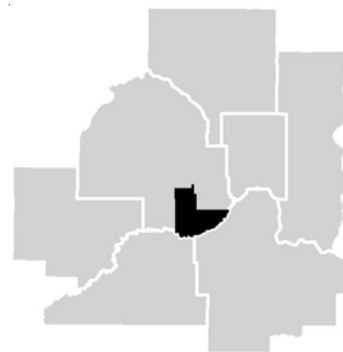
2006 OBJECTIVES:

- Implement the Go-To Card regional fare collection system
- Ensure quality service to new routes, while increasing ridership

2007-2012 LONG RANGE PLANS:

- Continue to match service with changing needs of area residents and business employers

SYSTEM SNAPSHOT:



Legal Name: Metropolitan Council, BE Line
Routes 538 and 539

Type of Government: Regional

Area Served: Cities of Bloomington and Edina

Legislative District: 40B, 41A, 41B and 63B

Congressional District: 3

Vehicles: 4 Class 500

Service Type: Fixed Route

Days of Service: Monday-Friday 6:30 a.m.-10:30 p.m.,
Saturday-Sunday 8:30 a.m.- 6:30 p.m.

Base Fare: \$1.25 Off Peak, \$1.75 Peak

Funding Class: Small Urban

2004 SYSTEM DATA:

Total Operating Costs: \$1,003,679

Total Cost Per Passenger: \$6.43

Ridership: 156,120

Annual System Miles: 302,407



METROPOLITAN COUNCIL, DARTS - ROUTE 417

Contact Person: Bruce Dreier
Title: Project Administrator
Address: 230 East 5th Street
St. Paul, MN 55101
Telephone: 651.602.1708
Fax: 651.602.1739
E-mail: bruce.dreier@metc.state.mn.us
Home Page: www.metrocouncil.org
Provider: DARTS



SYSTEM SNAPSHOT:

Legal Name: Dakota Area Resources and Transportation for Seniors (DARTS) Route 417
Type of Government: Regional – Metro
Area Served: Mendota Heights and Downtown St. Paul
Legislative District: 39A, 64A, 64B, 65A, 65B, 66A, 66B, 67A and 67B
Congressional District: 4

Vehicles: 1 Class 400
Service Type : Fixed Route
Days of Service: Peak Periods Monday-Friday
Funding Class: Urban

2004 SYSTEM DATA:

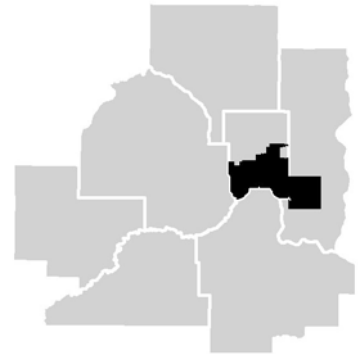
Total Operating Costs: \$37,503
Total Cost Per Passenger: \$5.48
Ridership: 6,840
Annual System Miles: 15,240



METROPOLITAN COUNCIL, EAST METRO

ROUTES 715, 716, 717, 350 AND 351

Contact Person: Bruce Dreier
Title: Project Administrator
Address: 230 East Fifth Street
St. Paul, MN 55101
Telephone: 651.602.1708
Fax: 651.602.1739
E-mail: bruce.dreier@metc.state.mn.us
Home Page: www.metrocouncil.org
Transit Provider: Laidlaw Transit Services



SYSTEM SNAPSHOT:

Operating Name: Metropolitan Council, East Metro Transit Redesign

Type of Government: Regional

Area Served: Cities of Maplewood St. Paul and Woodbury

Legislative District: 55A, 55B, 56A, 56B, 64A, 64B, 65A, 65B, 66A, 66B, 67A and 67B

Congressional District: 2, 4 and 6

Vehicles: 3 Class 400 and 4 Class 700

Service Type: Dial-A-Ride and Fixed Route

Days of Service: Monday-Friday, Peak Express:
6:00 a.m.-8:30 p.m. and 3:30 p.m.-6:00 p.m.,
Dial-A-Ride: 8:30 a.m.-3:30 p.m.

Base Fare: \$1.25 Off-Peak Dial-A-Ride, \$1.75 Peak Local and \$2.25 Peak Express

Funding Class: Urban

2004 SYSTEM DATA:

Total Operating Costs: \$718,504

Total Cost Per Passenger: \$6.53

Ridership: 110,068

Annual System Miles: 232,800

METROPOLITAN COUNCIL, HOPKINS ROUTES 604 & 615

Contact Person: Jody Jacoby
Title: Project Administrator
Address: 230 East Fifth Street
St. Paul, MN 55101
Telephone: 651.602.1709
Fax: 651.602.1739
E-mail: jody.jacoby@metc.state.mn.us
Website: www.metrocouncil.org
Transit Provider: LaidlawTransit Services

2005 ACHIEVEMENTS:

- Coordinated service provision of complimentary routes with Metro Transit
- Implemented Go-To Card regional fare collection system
- Increased ridership

2006 OBJECTIVES:

- Continue to increase ridership

2007-2012 LONG RANGE PLANS:

- Continue to review service and adjust routes to respond to demand



SYSTEM SNAPSHOT:

Legal Name: Metropolitan Council, Hopkins
Routes 604 and 615

Type of Government: Regional

Area Served: Hopkins, Minnetonka and
St. Louis Park

Legislative District: 33B, 42A, 43B, 44A and 44B

Congressional District: 3 and 5

Vehicles: 2 Class 400

Service Type: Fixed Route

Days of Service: Monday-Friday, 6:00 a.m.-
10:00 p.m.; Saturday, 9:00 a.m.-9:00 p.m.

Base Fare: \$1.50 Base, \$2.00 Peak

Funding Class: Small Urban

2004 SYSTEM DATA:

Total Operating Costs: \$584,540.66

Total Cost Per Passenger: \$7.01

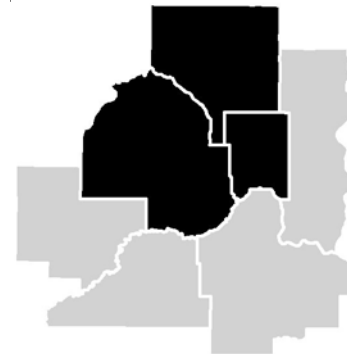
Ridership: 83,330

Annual System Miles: 203,272

METROPOLITAN COUNCIL, LORENZ BUS COMPANY

ROUTES 62L, 80, 87, 262, 275 AND 860

(Formerly North Suburban Lines)



Contact Person: Deborah Ellis
Title: Sr. Project Administrator
Address: 230 East Fifth Street
St. Paul, MN 55101
Telephone: 651.602.1722
Fax: 651.602.1739
E-mail: deborah.ellis@metc.state.mn.us
Website: www.metrocouncil.org
Transit Provider: Lorenz Bus Service

SYSTEM SNAPSHOT:

Legal Name: Metropolitan Council, Lorenz Bus Company

Type of Government: Regional

Area Served: Anoka, Hennepin and Ramsey Counties

Legislative District: 17, 17A, 19, 19B, 32, 32A, 32B, 33, 33A, 33B, 34, 34B, 40, 40B, 41, 41A, 41B, 42, 42A, 42B, 43, 43A, 43B, 44, 44A, 44B, 45, 45A, 45B, 46, 46A, 46B, 47, 47A, 47B, 48, 48A, 48B, 49, 49A, 49B, 50A, 50B, 51, 51A, 51B, 52, 52A, 52B, 53, 53A, 53B, 54, 54A, 54B, 55, 55A, 55B, 58, 58A, 58B, 59, 59A, 59B, 60, 60A, 60B, 61, 61A, 61B, 62, 62A, 62B, 63, 63A, 63B, 64, 64A, 64B, 65, 65A, 65B, 66, 66A, 66B, 67, 67A and 67B

Congressional District: 2, 3, 4, 5 and 6

2005 ACHIEVEMENTS:

- Increased ridership by 5.9% (over 2004)
- Successfully assumed service on two additional routes in September
- Increased fare revenue by 24% over 24% (over 2004)
- Added two MCI Transit Coaches to fleet to increase capacity along some routes

2006 OBJECTIVES:

- Increase ridership by 3 percent
- Identify additional trip generators along routes
- Procure replacement fleet, including additional Transit Coaches to increase capacity

2007-2012 LONG RANGE PLANS:

- Continue to grow ridership and create efficiencies at a modest rate
- Continue to identify and monitor capacity demands of current services

Vehicles: 14 40ft. and 2 Transit Coach

Service Type: Fixed Route

Days of Service: Monday-Sunday

Base Fare: \$1.50 Local Off-Peak, \$1.75 Local Peak and \$2.75 Express Peak

Funding Class: Large Urban

2004 SYSTEM DATA:

Total Operating Costs: \$1,632,992

Total Cost Per Passenger: \$5.18

Ridership: 315,234

Annual System Miles: 444,498

METROPOLITAN COUNCIL, OSSEO DIAL-A-RIDE

Contact Person: John Harper
Title: Sr. Project Administrator
Address: 230 East Fifth Street
St. Paul, MN 55101
Telephone: 651.602.1744
Fax: 651.602.1739
E-Mail: john.harper@metc.state.mn.us
Website: www.metrocouncil.org



SYSTEM SNAPSHOT:

Legal Name: Metropolitan Council, Osseo
Dial-A-Ride
Type of Government: Regional
Area Served: Cities of Osseo, Maple Grove
and N.W. Brooklyn Park
Legislative District: 32A, 32B, 46A, 46B
and 47B
Congressional District: 3

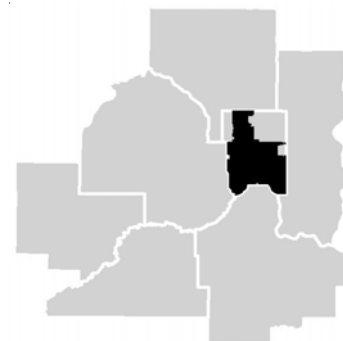
Vehicles: 1 Class 300
Service Type: Dial-A-Ride
Days of Service: Weekday
Base Fare: \$1.50
Funding Class: Small Urban

2004 SYSTEM DATA

Total Operating Costs: \$22,542
Total Cost Per Passenger: \$8.77
Ridership: 2,574
Annual System Miles: 4,630

METROPOLITAN COUNCIL, ROSEVILLE/494

CIRCULATOR ROUTES 87, 225, 227 AND 540



Contact Person: Bruce Dreier
Title: Project Administrator
Address: 230 East Fifth Street
St. Paul, MN 55101
Telephone: 651.602.1708
Fax: 651.602.1739
E-mail: bruce.drier@metc.state.mn.us
Website: www.metrocouncil.org
Transit Provider: Laidlaw Transit Services

SYSTEM SNAPSHOT:

Legal Name: Metropolitan Council, Roseville/494 Circulator
Type of Government: Regional
Area Served: Cities of Arden Hills, Falcon Heights, Little Canda, Maplewood, Roseville, St. Paul and Shoreview
Legislative District: 50B, 52B, 53A, 53B, 54A, 54B, 55A, 55B, 64A, 64B, 65A, 65B, 66A, 66B, 67A and 67B
Congressional District: 4

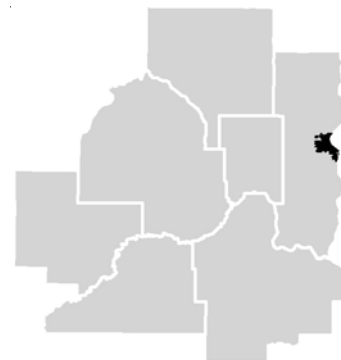
Vehicles: 5 Class 400 and 3 Class 700
Service Type: Fixed Route and Route Deviation
Days of Service: Weekday and Saturday
Base Fare: \$1.75 Off-Peak Local, \$2.00 Peak Local
Funding Class: Large Urban

2004 SYSTEM DATA:

Total Operating Costs: \$1,055,984
Total Cost Per Passenger: \$4.25
Ridership: 248,685
Annual System Miles: 318,213

METROPOLITAN COUNCIL, ST. CROIX VALLEY TRANSIT

Contact Person: Bruce Dreier
Title: Project Administrator
Address: 230 East 5th Street
St. Paul, MN 55101
Telephone: 651.602.1708
Fax: 651.602.1739
E-Mail: bruce.drier@metc.state.mn.us
Website: www.metrocouncil.org
Provider: Human Services, Inc. and LaidLaw



SYSTEM SNAPSHOT:

Legal Name: Metropolitan Council, St. Croix Valley Transit
Type of Government: Regional-Metro
Area Served: Cities of Bayport, Oak Park Heights and Stillwater
Legislative District: 52B and 56A
Congressional District: 6

Vehicles: 2 Class 300
Service Type: Dial-A-Ride
Days of Service: Monday-Friday 8:00 a.m.-5:00 p.m.
Base Fare: \$2.00
Funding Class: Small Urban

2004 SYSTEM DATA

Total Operating Costs: \$222,431
Total Cost Per Passenger: \$25.81
Ridership: 8,615
Annual System Miles: 40,404

METROPOLITAN COUNCIL, SENIOR COMMUNITY SERVICES- ROUTES 641 AND 678



Contact Person: Jody Jacoby
Title: Program Administrator
Address: 230 East 5th Street
St. Paul, MN 55101
Telephone: 651. 602.1709
Fax: 651.602.1739
E-Mail: jody.jacoby@metc.state.mn.us
Website: www.metrocouncil.org
Provider: Senior Community Services
Telephone: 952.541.1019

SYSTEM SNAPSHOT:

Legal Name: Metropolitan Council, Senior Community Services

Type of Government: Joint Powers Board

Area Served: Cities of Mound and Spring Park

Legislative District: 33A

Congressional District: 3

2005 ACHIEVEMENTS:

- Maintained ridership despite routing cuts

2006 OBJECTIVES:

- Continue local marketing efforts to promote ridership
- Provide transportation service to all age groups, especially seniors

2007-2012 LONG RANGE PLANS:

- Coordinate with other Hennepin County transportation providers to form a county-wide Dial-A-Ride transportation program

Vehicles: 2 Class 400

Service Type: Dial-A-Ride

Days of Service: Monday 8:00 a.m.-3:30 p.m.,
Tuesday-Friday 8:00 a.m.-5:30 p.m.

Base Fare: \$1.50

Funding Class: Small Urban

2004 SYSTEM DATA:

Total Operating Costs: \$107,934

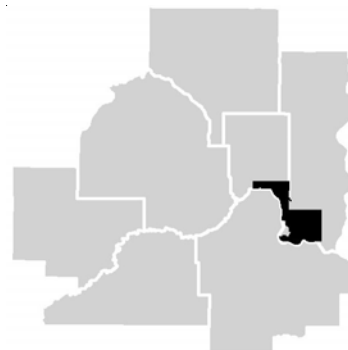
Total Cost Per Passenger: \$22.07

Ridership: 4,890

Annual System Miles: 1,714

METROPOLITAN COUNCIL, SOUTH WASHINGTON COUNTY ROUTES 223, 300, 320, 322, 361 AND 364

Contact Person: Bruce Dreier
Title: Project Administrator
Address: 230 East 5th Street
St. Paul, MN 55101
Telephone: 651.602.1708
Fax: 651.602.1739
E-mail: bruce.dreier@metc.state.mn.us
Website: www.metrocouncil.org



SYSTEM SNAPSHOT:

Legal Name: Metropolitan Council, South Washington County Circular

Type of Government: Regional - Metro

Area Served: Cities of Cottage Grove, Newport, St. Paul Park and Downtown St. Paul

Legislative District: 57A, 57B, 64A, 64B, 65A, 65B, 66A, 66B, 67A and 67B

Congressional District: 2 and 4

Vehicles: 3 Class 400

Service Type: Fixed Route and Dial-A-Ride

Days of Service: Monday-Friday 8:00 a.m.-5:00 p.m.

Base Fare: \$2.00 Dial-A-Ride, \$2.75 Peak Express

Funding Class: Large Urban

2004 SYSTEM DATA:

Total Operating Costs: \$777,525

Total Cost Per Passenger: \$14.38

Ridership: 54,060

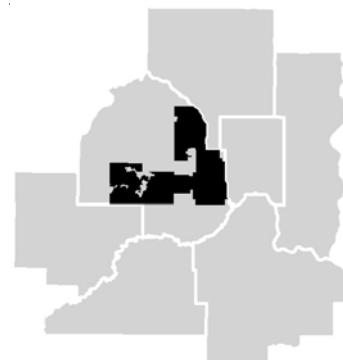
Annual System Miles: 285,738



METROPOLITAN COUNCIL, WEST METRO TRANSIT REDESIGN ROUTES 721, 722, 723, 664 AND 670

Contact Person: John Harper
Title: Sr. Project Administrator
Address: 230 East 5th Street
St. Paul, MN 55101
Telephone: 651.602.1744
Fax: 651.602.1739
E-mail: john.harper@metc.state.mn.us
Home Page: www.metrocouncil.org
Transit Provider: Laidlaw Transit Services, Inc.

SYSTEM SNAPSHOT:



2006 OBJECTIVES:

- Implement Go-To Card regional fare collection system

2007-2012 LONG RANGE PLANS:

- Restructure service as part of Sector 8 Transit Plan
- Provide weekend service on Route 721

Legal Name: Metropolitan Council, West Metro Transit Redesign

Type of Government: Regional

Area Served: Cities of Brooklyn Center, Brooklyn Park, Crystal, Excelsior, Greenwood, Hopkins, Minnetonka, New Hope, Orono, St. Louis Park, Shorewood, Tonka Bay and Downtown Minneapolis

Legislative District: 33B, 42A, 43B, 44A, 44B, 46A, 46B, 47B, 59B and 60A

Congressional District: 3 and 5

Vehicles: 3 Class 500 and 6 Class 700

Service Type: Fixed Route

Days of Service: Weekday, Saturday and Sunday

Base Fare: \$1.25 Off Peak, \$1.75 Peak, \$2.50 Peak Express

Funding Class: Large Urban

2004 SYSTEM DATA:

Total Operating Costs: \$1,169,571

Total Cost Per Passenger: \$3.54

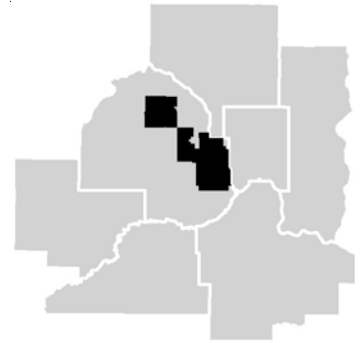
Ridership: 330,317

Annual System Miles: 368,705

METROPOLITAN COUNCIL, WESTERN SUBURBS

ROUTES 755/756

(Formerly Medicine Lake Lines)



Contact Person: John Harper
Title: Sr. Project Administrator
Address: 230 East 5th Street
St. Paul, MN 55101
Telephone: 651.602.1744
Fax: 651.602.1739
E-mail: john.harper@metc.state.mn.us
Home Page: www.metrocouncil.org
Transit Provider: First Student Inc.

SYSTEM SNAPSHOT:

Legal Name: Metropolitan Council, Western Suburbs Routes 755/756

Type of Government: Regional

Area served: Cities of Crystal, Golden Valley, Maple Grove, Minneapolis and New Hope

Legislative District: 32A, 32B, 44B, 45A, 45B, 58A, 58B, 59A, 59B, 60A, 60B, 61A, 61B, 62A, 62B and 63A

Congressional District: 3 and 5

Vehicles: 9 Class 600

Service Type: Fixed Route

Days of Service: Weekday

Base Fare: \$1.25 Off Peak, \$1.75 Peak, \$2.50 Peak Express

Funding Class: Large Urban

2004 SYSTEM DATA:

Total Operating Costs: \$960,892

Total Cost Per Passenger: \$4.40

Ridership: 218,544

Annual System Miles: 330,055

2006 OBJECTIVES:

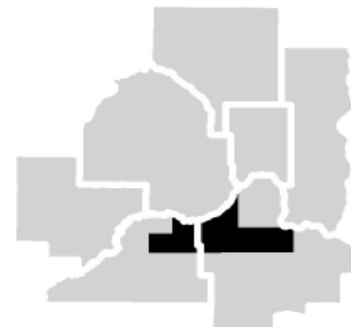
- Implement Go-To Card regional fare collection system

2007-2012 LONG RANGE PLANS:

- Restructure service as part of Section 8 Transit Plan

MINNESOTA VALLEY TRANSIT AUTHORITY

Contact Person: Beverley Miller
Title: Executive Director
Address: 100 East. Highway 13
Burnsville, MN 55337
Telephone: 952.882.7500
Fax: 952.882.7600
E-mail: mvta@mvta.com
Website: www.mvta.com



SYSTEM SNAPSHOT:

Legal Name: Minnesota Valley Transit Authority
Type of Government: Joint Powers Agreement
Area Served: Cities of Apple Valley, Burnsville, Eagan, Rosemount and Savage
Legislative District: 35B, 37A, 37B, 38A, 38B, 39A and 40A
Congressional District: 2

2005 ACHIEVEMENTS:

- Opened Eagan Bus Garage and 157th Street Station

2006 OBJECTIVES:

- Study opportunities associated with expansion of Apple Valley Transit Station
- Begin commercial development at Burnsville Transit Station
- Study opportunities associated with Cedar Grove redevelopment
- Add Saturday service in Apple Valley
- Acquire replacement and expansion buses

2007-2012 LONG RANGE PLANS:

- Increase ridership
- Study opportunities associated with Cedar Grove redevelopment

Vehicles: 12 Class 400, 11 Class 600 and 83 Class 700

Service Type: Fixed Route and Flexible Fixed Route

Days of Service: Express Route Monday-Friday; Local Service Monday-Sunday depending on route

Base Fare: \$1.50

Funding Class: Urban

2004 SYSTEM DATA:

Total Operating Costs: \$12,156,521

Total Cost Per Passenger: \$5.11

Ridership: 1,962,429

Annual System Miles: 3,515.015



MINNETONKA DIAL-A-RIDE

Contact Person: Elise Souders
Title: Program Administrator
Address: 14600 Minnetonka Boulevard
Minnetonka, MN 55345
Telephone: 952.401.1749
E-Mail: esounders@ci.minnetonka.com
Website: www.eminnetonka.com

**Operated on behalf of the City by
Metropolitan Council and Senior Community
Services**

2005 ACHIEVEMENTS:

- Increased ridership

2006 OBJECTIVES:

- Continue to increase ridership with more creative routing
- Promote more group rides

2007-2012 LONG RANGE PLANS:

- Coordinate with other Hennepin County transportation providers to form a county-wide Dial-A-Ride Transportation program

SYSTEM SNAPSHOT:



Legal Name: City of Minnetonka
Type of Government: City
Area Served: City of Minnetonka
Legislative District: 33B, 42A and 43B
Congressional District: 3

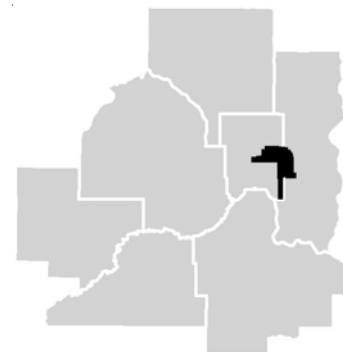
Vehicles: 2 Class 300
Service Type: Demand Response
Days of Service: Monday-Friday 7:00 a.m.-5 p.m.
Base Fare: \$2.00 One-Way Trip
(suggested donation for seniors)
Funding Class: Elderly

2004 SYSTEM DATA:

Total Operating Costs: \$165,121
Total Cost Per Passenger: \$14.59
Ridership: 11,321
Annual System Miles: 57,992

NORTHEAST SUBURBAN TRANSIT (NEST)

Contact Person: Judy Hutchinson
Title: Coordinator
Address: 3588 East Hoffman Road
Vadnais Heights, MN 55109
Telephone: 651.379.8816
Fax: 651.770.6053
E-mail: jh@symtech.us



SYSTEM SNAPSHOT:

2005 ACHIEVEMENTS:

- Increased Dial-A-Ride ridership to 3.6 Rides/Hour and Fixed Route ridership to 8.96 Rides/Hour

2006 OBJECTIVES:

- Maintain Dial-A-Ride ridership at 3.5 Rides/Hour and Fixed Route ridership at 7.5 Rides/Hour

Legal Name: Northeast Suburban Transit

Type of Government: Joint-Powers

Areas Served: Cities of Maplewood, North St. Paul and Oakdale

Legislative District: 55A and 55B

Congressional District: 4

Vehicles: 2 Class 300 and 2 Class 600

Service Type: Dial-A-Ride and Fixed Route

Days of Service: Monday-Friday

Base Fare: \$2.00

Funding Class: Small Urban

2004 SYSTEM DATA:

Total Operating Costs: \$496,073

Total Cost Per Passenger: \$8.11

Ridership: 76,096

Annual System Miles: 194,340



PLYMOUTH METROLINK

Contact Person: Bernie Maciej
Title: Transit Coordinator
Address: 3400 Plymouth Boulevard
Plymouth, MN 55447-1482
Telephone: 763.509.5502
Fax: 763.509.5510
E-mail: pgvale@ci.plymouth.mn.us
Website:
www.ci.plymouth.mn.us/service/transit

2005 ACHIEVEMENTS:

- Began construction of Station 73 transit hub
- Continued to increase ridership
- Completed neighborhood service reduction in September based on cost and subsidy

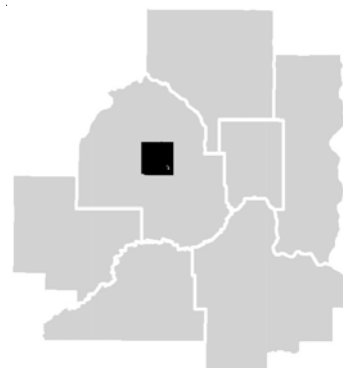
2006 OBJECTIVES:

- Complete construction of Station 73 transit hub
- Replace transit vehicles
- Implement GPS on fixed route vehicles
- Restructure routes based on new hub operations and increased ridership
- Work with regional funding mechanisms

2007-2012 LONG RANGE PLANS

- Continue to meet demand by increasing fleet

SYSTEM SNAPSHOT:



Legal Name: City of Plymouth

Type of Government: City

Area Served: Hennepin County and City of Plymouth

Legislative District: 19, 19B, 32, 32A, 32B, 33, 33A, 33B, 34, 34B, 40, 40B, 41, 41A, 41B, 42, 42A, 42B, 43, 43A, 43B, 44, 44A, 44B, 45, 45A, 45B, 46, 46A, 46B, 47, 47A, 47B, 54, 54A, 58, 58A, 58B, 60, 60A, 60B, 61, 61A, 61B, 62, 62A, 62B, 63, 63A and 63B

Congressional District: 2, 3, 5 and 6

Vehicles: 11 Class 400, 20 Class 500 and 8 Class 700

Service Type: Dial-A-Ride and Fixed Route

Days of Service: Dial-A-Ride Monday-Saturday;
Fixed Route Monday-Friday

Base Fare: \$2.75 Peak; \$2.00 Off-Peak; \$2.00
Dial-A-Ride

Funding Class: Opt-Out

2004 SYSTEM DATA:

Total Operating Costs: \$3,990,565

Total Cost Per Passenger: \$9.19

Ridership: 434,062

Annual System Miles: 809,667



PRISM EXPRESS

Contact Person: Patrick Rowan
Title: Manager
Address: 730 Florida Avenue South
Golden Valley, MN 55426
Telephone: 763.529.1252
Fax: 763.450.4306
E-Mail: prowan@prismmpls.org
Website: www.prismmpls.org

2005 ACHIEVEMENTS:

- Provided 37,000 rides
- Added maintenance garage and mechanic

2006 OBJECTIVES:

- Complete capital plan and equipment acquisition to start coordinated efforts with other Hennepin County providers in 2007

2007-2012 LONG RANGE PLANS:

- Coordinate Dial-A-Ride service for all of Hennepin County



SYSTEM SNAPSHOT:

Legal Name: PRISM Express

(People Responding In Social Ministry)

Area Served: Cities of Brooklyn Center, Crystal, Golden Valley, New Hope, Robbinsdale and Eastern Plymouth

Legislative District: 43A, 43B, 44B, 45A, 45B and 46B

Congressional District: 3 and 5

Vehicles: 1 Class 300 and 2 Class 400

Service Type: Dial-A-Ride

Days of Service: Monday-Friday 9 a.m.-3 p.m., Sunday 9 a.m.-1 p.m.

Base Fare: \$5.00 Donation

Funding Class: Elderly and Disabled

2004 SYSTEM DATA:

Total Operating Costs: \$255,577

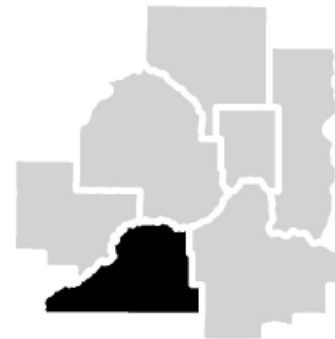
Total Cost Per Passenger: \$8.54

Ridership: 29,917

Annual System Miles: 120,050

SCOTT COUNTY TRANSIT

Contact Person: Troy Beam
Title: Manager
Address: 200 Fourth Avenue West
Shakopee, MN 55372
Telephone: 952.496.8341
Fax: 952.496.1842
E-mail: tbeam@co.scott.mn.us
Website: transit@co.scott.mn.us



SYSTEM SNAPSHOT:

Legal Name: Scott County
Type of Government: County
Area Served: Scott County
Legislative District: 25, 25A, 25B, 34, 34A, 35, 35A, 35B, 40 and 40A
Congressional District: 2

2005 ACHIEVEMENTS:

- Became ADA provider for Scott County
- Transit Review Board and Transit Planning team completed Transportation Unified Transit Management Plan (UTMP)

2006 OBJECTIVES:

- New 500 stall Park-and-Ride lot on 18/169
- Review ADA provider for Scott County
- Implement UTMP
- Increase riders by 4.5 percent

2007-2012 LONG RANGE PLANS:

- Build new or add to existing facility for Scott County Transit
- Continue implementation of UTMP
- Expand Scott County's ADA service area
- Increase riders and minimize expenses

Vehicles: 18

Service Type: Dial-A-Ride and ADA

Days of Service: Monday-Friday

Base Fare: \$1.00 - \$6.00

Funding Class: Rural

2004 SYSTEM DATA:

Total Operating Costs: \$909,214

Total Cost Per Passenger: \$11.37

Ridership: 79,969

Annual System Miles: 388,087



SENIOR COMMUNITY SERVICES-DELANO

Contact Person: Linda Zimmermann
Title: Transportation Coordinator
Address: 234 - 2nd Street North, Box 462
Delano, MN 55328
Telephone: 763.972.0574
Fax: 763.972.9034
E-mail: ljz@delano.mn.us
Website: www.seniorcommunity.org



SYSTEM SNAPSHOT:

Legal Name: Senior Community Services-Delano
Type of Government: Senior Community Services
Board of Directors
Area Served: Cities of Delano, Greenfield,
Independence, Loretto, Maple Plain, Rockford and
Franklin Township
Legislative District: 19B, 32A and 33A
Congressional District: 3 and 6

Vehicles: 2 Class 300 and 16 Volunteer Cars
Service Type: Dial-A-Ride
Days of Service: Monday-Friday 8:30 a.m.-2:30 p.m.
Base Fare: \$2.00 0-3 miles; \$4.00 3-10 miles;
\$5.00 10-20 miles
Funding Class: Elderly and Disabled

2004 SYSTEM DATA:

Total Operating Costs: 128,613
Total Cost Per Passenger: \$11.41
Ridership: 11,263
Annual System Miles: 28,311

2005 ACHIEVEMENTS:

- Experienced an accident free year
- Hired two new drivers
- Increased suggested donation to offset rising operating costs
- Increased ridership

2006 OBJECTIVES:

- Continue to provide safe, reliable transportation, increase ridership and coordinate with adjacent transportation services

2007-2012 LONG RANGE PLANS:

- Expand service to include Buffalo and Waconia medical facilities and transit hub in Long Lake and Ridgedale
- Replace 14 passenger vehicle with 19 passenger vehicle

SENIOR COMMUNITY SERVICES, REACH FOR RESOURCES

Contact Person: Ron Bloch
Title: Program Administrator
Address: 4140 Shoreline Drive
Minnetonka, MN 55384
Telephone: 952.541.1019
Website: scs@seniorcommunity.org



SYSTEM SNAPSHOT:

Legal Name: Senior Community Services, Reach for Resources

Type of Government: Joint Powers Board

Area Served: Cities of Brooklyn Park, Crystal, Excelsior, Golden Valley, Maple Grove, Minnetonka, New Hope, Plymouth and St. Louis Park

Legislative District: 32A, 32B, 33A, 33B, 42A, 43A, 43B, 44A, 44B, 45A, 45B, 46A, 46B and 47B

Congressional District: 3 and 5

Vehicles: 1 Class 300 and 2 Class 400

Service Type: Demand Response

Days of Service: Wednesday 6:30 p.m.-8:30 p.m.,
Friday 6:00 p.m.-9:00 p.m., Saturday
6:30 p.m.-8:30 p.m.

Base Fare: \$.50

Funding Class: Small Urban

2004 SYSTEM DATA:

Total Operating Costs: \$23,763

Total Cost Per Passenger: \$13.53

Ridership: 1,756

Annual Sytem Miles: 7,662

SENIOR COMMUNITY SERVICES, WESTONKA RIDES

Contact Person: Sue Gallus
Title: Transportation Manager
Address: 4140 Shoreline Drive
Spring Park, MN 55384
Telephone: 952.474.7441
Fax: 952.471.9002
E-Mail: sgallus55331@yahoo.com

2005 ACHIEVEMENTS:

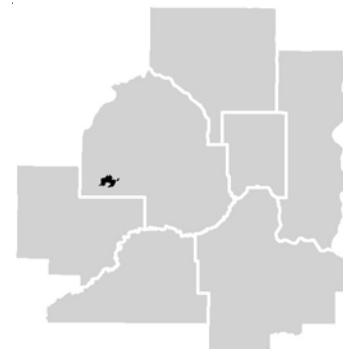

- Increased ridership
- Experienced greater efficiency dispatching rides

2006 OBJECTIVES:

- Continue to increase ridership
- Partner with community organizations
- Increase volunteer driver roster to transport seniors to medical appointments

2007-2012 LONG RANGE PLANS:

- Collaborate with Western Hennepin County providers to form a county dial-a-ride system



SYSTEM SNAPSHOT:

Legal Name: Senior Community Services
Type of Government: Senior Community
Services Board of Directors
Area Served: Cities of Mound, Navarre and
Spring Park
Legislative District: 33A
Congressional District: 3

Vehicles: 2 Class 500 and Volunteer Drivers
Service Type: Dial-A-Ride
Days of Service: Monday-Friday 9:00 a.m.-3:30 p.m.
Base Fare: \$2.00 each one-way trip; suggested
donation of \$1.00 for seniors
Funding Class: Elderly and Disabled

2004 SYSTEM DATA:

Total Operating Costs: 126,879
Total Cost Per Passenger: \$9.70
Ridership: 13,068
Annual System Miles: 41,294

SENIOR TRANSPORTATION

Contact Person: Mary Boynton
Title: Transportation Coordinator
Address: 1245 Gettysburg Avenue
Champlin, MN 55316
Telephone: 763.323.9017
Fax: 763.712.8817
E-mail: mboynton@tcq.net

2005 ACHIEVEMENTS:


- Increased ridership
- Experienced greater efficiency in dispatching rides

2006 OBJECTIVES:

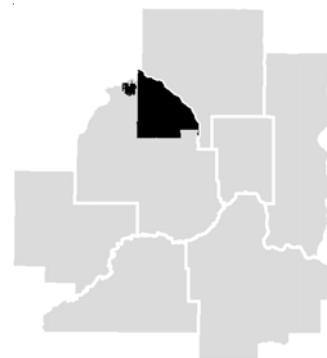
- Continue to increase ridership
- Increase rider and trip efficiencies by combining trips when possible

2007-2012 LONG RANGE PLANS:

- Collaborate with Western Hennepin County providers to form a united county Dial-A-Ride transportation program.



SYSTEM SNAPSHOT:



Operating Name: Senior Transportation

Type of Government: Joint Powers Board

Area Served: Cities of Brooklyn Park, Champlin, Dayton, Maple Grove, Osseo and Rogers

Legislative District: 32A, 32B, 46A, 46B, 47A and 47B

Congressional District: 3 and 6

Vehicles: 3 Class 400 and 1 Class 600

Service Type: Dial-A-Ride

Days of Service: Monday-Friday 8:00 a.m.-4:00 p.m.

Base Fare: \$2.50 each one-way ride within the cities we serve and \$3.50 each way outside of the cities

Funding Class: Elderly and Disabled

2004 SYSTEM DATA:

Total Operating Costs: \$184,000

Total Cost Per Passenger: \$16.78

Ridership: 10,963

Annual System Miles: 86,000

SOUTHWEST METRO TRANSIT

Contact Person: Customer Service

Address: 13500 Technology Drive
Eden Prairie, MN 55344

Telephone: 952.949.2287

Fax: 952.974.7997

E-mail: custserv@swtransit.org

Website: www.swtransit.org

2005 ACHIEVEMENTS:

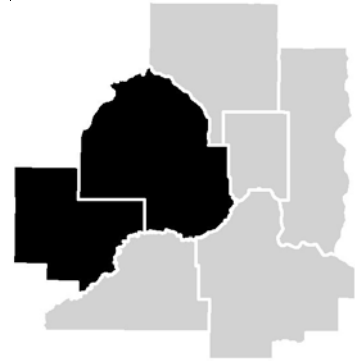
- Planned and implemented new service plans for Clover Field (Chaska) and Normandale College
- Purchased three new large vehicles
- Conducted Operations Audit of entire system
- Finished rehabbing 1947 Silver Side, used for special events
- Identified temporary alternative park-and-ride site in Chanhassen (Market Overload)
- Continued to finalize plans and agreements related to Highway 212/101 transit oriented development
- Secured property along Highway 212/41 for future park-and-ride lot
- Secured funding for Market Street Station parking ramp
- Secured additional funding for 5th level of parking deck at S.W. Station
- Constructed shelter in Clover Fields
- Planned garage expansion
- 2004 CAFR reported in compliance with GASB34

2006 OBJECTIVES:

- Implement local service routes in Chaska and Chanhassen
- Begin construction at new park-and-ride site at TH 212/101 in Chanhassen
- Install cameras on buses
- Conduct long-range planning study

2007-2012 LONG RANGE PLANS:

- Speed passenger boarding and alighting
- Open new park-and-rides along TH 212 corridor
- Acquire additional vehicles to meet demand in service area
- Improve vehicle monitoring systems



SYSTEM SNAPSHOT:

Legal Name: SouthWest Metro Transit

Type of Government: Replacement Transit

Service formed by Joint Powers Agreement

Area Served: Carver and Hennepin Counties

Legislative District: 34A, 34B, 40B, 41A, 41B, 42A, 42B, 58A, 58B, 59A, 59B, 60A, 60B, 61A, 61B, 62A, 62B, 63A and 63B

Congressional District: 2 , 3 and 5

Vehicles: 12 Class 400, 24 Class 500 and 22 Class 700

Service Type: Fixed Route

Days of Service: Monday-Friday

Base Fare: \$1.75

Funding Class: Urban

2004 SYSTEM DATA:

Total Operating Costs: \$5,575,398

Total Cost Per Passenger: \$7.68

Ridership: 726,337

Annual System Revenue Miles: 786,738



S.T.E.P. -PARK PEOPLE MOVER

Contact Person: Jackie Olson
Title: Executive Director
Address: 5925 Highway 7
St. Louis Park, MN 55416
Telephone: 952.925.4899
Fax: 952.925.4899
E-mail: kris@STEPslp.org
Website: www.STEPslp.org

2005 ACHIEVEMENTS:

- Created Transportation Hotline that allows riders to leave their rider information on voicemail and then receive a call back confirmation of their ride
- Recruited three new drivers for the program

2006 OBJECTIVES:

- Recruit and train volunteer drivers in collaboration with the faith communities
- New initiatives include: a) a recruitment campaign for volunteer drivers, b) a video to be aired on the local cable station and c) a newsletter article about the program distributed to 4,000 community residents
- Increase program-marketing efforts with more brochures, flyers, presentations and promotion of Transportation Hotline

2007-2012 LONG RANGE PLANS:

- Recruit and maintain at least 25 volunteer drivers
- Increase ridership by no longer having a one ride per week limit
- Expand opportunities for rides for senior to other types of appointments



SYSTEM SNAPSHOT:

Legal Name: St. Louis Park Emergency Program (STEP)

Type of Government: Private Non-Profit Corporation

Area Served: Hennepin County (City of St. Louis Park)

Legislative District: 44A and 44B

Congressional District: 5

Vehicles: 23 Private Automobiles

Service Type: Dial-A-Ride

Base Fare: Donations

Funding Class: Small Urban

2004 SYSTEM DATA:

Total Operating Costs: \$36,683

Total Cost Per Passenger: \$13.55

Ridership: 2,706

Annual System Miles: 17,776

UNIVERSITY OF MINNESOTA TRANSIT SERVICE

Contact Person: William Stahlmann
Title: Transit Manager
Address: 300 Transportation and Safety Building, 511 Washington Avenue S.E. Minneapolis, MN 55455
Telephone: 612.625.1859
Fax: 612.624.8899
E-mail: stahl001@umn.edu
Website: www.parkandtrans.umn.edu



SYSTEM SNAPSHOT:

Operating Name: Campus Shuttle Service
Type of Government: Higher Education
Area Served: Hennepin and Ramsey Counties
Legislative District: Metro
Congressional District: 2, 3, 4, 5 and 6

2005 ACHIEVEMENTS:

- Increased U-Pass sales for fall semester by 19.6 percent
- Increased Metro Pass sales by 12.7 percent

2006 OBJECTIVES:

- Initiate partnership with VanGo Program to target staff/faculty at the University of Minnesota
- Initiate an on-campus car-sharing program in partnership with Zipcar

2007-2012 Long Range Plans:

- Work with appropriate state and local agencies on affects of light rail corridor on campus traffic
- Work with region in preparing for a stadium

Vehicles: 1.5 Class 200, 2 Class 500, 4 Articulated and 12 Class 700

Service Type: Fixed Route

Days of Service: Monday-Friday

Base Fare: \$0

Funding Class: Funded with parking revenue from U of M Campus

2004 SYSTEM DATA:

Total Operating Costs: \$3,233,245

Total Cost Per Passenger: \$0.85

Ridership: 3,806,396

Annual System Miles: 459,538



Section 5310 Recipients

The purpose of the Federal Transit Administration (FTA) Section 5310 program is to meet the special transportation needs of elderly persons and persons with disabilities for whom existing mass transportation services are unavailable, insufficient, or inappropriate.

The program seeks to enhance coordination of federally assisted programs and services to encourage the most efficient use of federal resources and to achieve the goal of improved mobility for elderly persons and persons with disabilities.

The State of Minnesota receives Federal Section 5310 funds each year through a lump sum appropriation from the U.S. DOT-FTA. It is Mn/DOT's policy to use Section 5310 funds to purchase lift-equipped vehicles.

Grants are awarded for vehicle replacement, expansion of current services, or initiation of new services. Grant vehicles are purchased under Mn/DOT's Cooperative Vehicle Procurement Program through the Department of Administration. Listed below are the current Section 5310 recipients:

ABC WORKS

Contact Person: Judy Wandling
Telephone Number: 507.895.7161
62 North 3rd Street, P. O. Box 151
LaCrescent, MN 55947
E-Mail Address: judyw.abcinc.org

ADULT DAY SERVICES, INC.

Contact Person: April Collman-Maddox
Telephone Number: 218.751.1324
620 Carr Lake Road S.E.
Bemidji, MN 56601
E-Mail Address: acollman@paulbunyan.net

ABILITY BUILDING CENTER (ABC)

Contact Person: Steve Hill
Telephone Number: 507.281.6262
1911 N.W. 14th Street
Rochester, MN 55903
E-Mail Address: stevenh@abcinc.org

AGELESS CARE OPTIONS

Contact Person: Karin Loven-Kotz
Telephone Number: 218.463.3695
P.O. Box 368
Roseau, MN 56751
E-Mail Address: agelesscareopt@wikel.com

ACCESSIBLE SPACE, INC.

Contact Person: Brian Brown
Telephone Number: 218.728.5464
P.O. Box 3694
Duluth, MN 55803
E-Mail Address: brian@northern-access.com

AMERICAN RED CROSS

Contact Person: Sue Olson
Telephone Number: 651.291.4675
176 South Robert Street
St. Paul, MN 55107
E-Mail Address: solson@arcstp.org

ACHIEVE SERVICES, INC.

Contact Person: Carol Donahoe
Telephone Number: 763.792.8705
1201 - 89th Avenue N.E., Suite 105
Blaine, MN 55434
E-Mail Address: carol.donahoe@achieveservices.org

ANOKA, CITY OF

Contact Person: Butch Brandenburg
Telephone Number: 763.576.2981
2105 First Avenue North
Anoka, MN 55303-2270
E-Mail Address: bbrandenburg@ci.anoka.mn.us

Section 5310 Recipients

ARLINGTON GOOD SAMARITAN CTR

Contact Person: Todd Howell
Telephone Number: 507.964.2251
411 - 7th Avenue N.W., P.O. Box 645
Arlington, MN 55307-0645
E-Mail Address: thowell@good-sam.com

ATWATER, CITY OF

Contact Person: Goldie Smith
Telephone Number: 320.974.8760
123 - 4th Street North, P.O. Box 59
Atwater, MN 56209-0059
E-Mail Address: atwatercityclerk@willmar.com

AUGUSTANA LUTHERAN HOMES, INC.

Contact Person: Brandon Pietsch
Telephone Number: 320.693.2430
218 North Holcombe Avenue
Litchfield, MN 55355
E-Mail Address: brandonpietsch@ecumen.org

BAY LAKE AREA LIONS CHARITIES, INC.

Contact Person: Dan Kantorowicz
Telephone Number: 218.678.9999
22520 Pine Trail
Deerwood, MN 56444
E-Mail Address: dan.sug@charter.net

BECKER COUNTY DAC

Contact Person: David Peterson
Telephone Number: 218-847-8206
900 East Central, P.O. Box 852
Detroit Lakes, MN 56502
E-Mail Address: lkswds@hotmail.com

BETHANY HOME

Contact Person: Carol Kvidt
Telephone Number: 320.762.1567
1020 Lark Street
Alexandria, MN 56308
E-Mail Address: carolkvidt@ecumen.org

BIGFORK VALLEY TRANSPORTATION

Contact Person: Barb Rahier
Telephone Number: 218.743.1000
P. O. Box 258
Bigfork, MN 56628
E-Mail Address: brahier@bigforkvalley.org

BLOOMINGTON, CITY OF

Contact Person: Tracy Smith
Telephone Number: 952.563.4955
1800 West Old Shakopee Road
Bloomington, MN 55431
E-Mail Address: tsmith@ci.bloomington.mn.us

BOIS FORTE RESERVATION TRIBAL COUNCIL

Contact Person: Cathy Chavers
Telephone Number: 218.757.3295
13071 Nett Lake Road
Nett Lake, MN 55771
E-Mail Address: cchavers@boisforte-nsn.gov

CANNON FALLS COMMUNITY HOSPITAL

Contact Person: Dick Treptow
Telephone Number: 507.263.4221
1116 West Mill Street
Cannon Falls, MN 55009
E-Mail Address: rtreptow@cannonfallshospital.com

CEDAR VALLEY SERVICES, INC.

Contact Person: Richard Pavek
Telephone Number: 507.433.2303
2111 - 4th Street N.W.
Austin, MN 55912
E-Mail Address: rpavek@cedarvalleyservices.org

CENTER OF HUMAN ENVIRONMENT

Contact Person: Marg Donnell
Telephone Number: 218.935.5403
1425 - 230th Avenue
Mahnomen, MN 56557
E-Mail Address: che@djam.com

Section 5310 Recipients

CLEARWATER DAC

Contact Person: Donald Blooflat
Telephone Number: 218.694.6541
5th & Hallan Avenue, P.O. Box 29
Bagley, MN 56621
E-Mail Address: dbcdac@gvtel.com

CLUES

Contact Person: Erin Delaney Monjarrez
Telephone Number: 651.291.8174
401 Concord Street
St. Paul, MN 55107
E-Mail Address: emonjarrez@clues.org

CONNECTIONS OF MOORHEAD, INC.

Contact Person: Kelly Duchsher
Telephone Number: 218.233.8657
810 - 4th Avenue South, Suite 156
Moorhead, MN 56561
E-Mail Address:
kduchsher@connectionsofmoorhead.org

COTTONWOOD COUNTY DAC

Contact Person: Donavan Pankratz
Telephone Number: 507.831.1511
1049 - 5th Avenue, P.O. Box 153
Windom, MN 56101
E-Mail Address: ccdac@qwest.net

DARTS

Contact Person: Andrew Krueger
Telephone Number: 651.234.2295
1645 Marthaler Lane
West St. Paul, MN 55118-9909
E-Mail Address: andrew.krueger@darts1.org

DEER RIVER HEALTH CARE CTR

Contact Person: Renee Donnelly
Telephone Number: 218.246.2609
1002 Coomstock Drive
Deer River, MN 56636
E-Mail Address: donnelly@paulbunyan.net

EAST POLK COUNTY DAC

Contact Person: Wayne Holt
Telephone Number: 218.435.6188
326 North Mark, P.O. Box 178
Fosston, MN 56542
E-Mail Address: epcdac@gvtel.com

EAST SIDE NEIGHBORHOOD SERVICES, INC.

Contact Person: Bobby Hightower
Telephone Number: 612.781.6011
1929 - 2nd Street N.E.
Minneapolis, MN 55418
E-Mail Address: HighRE@esns.org

EAST SUBURBAN RESOURCES

Contact Person: Ed Bovee
Telephone Number: 651.351.0190
1754 Washington Avenue
Stillwater, MN 55082-7561
E-Mail Address: ebovee@esrworks.org

ECCO

Contact Person: Catherine Nelson
Telephone Number: 507.247.5340
144 - 4th Street
Tracy, MN 56175
E-Mail Address: cathyn56115@yahoo.com

EMPLOYMENT ENTERPRISES, INC.

Contact Person: Byron Quinn
Telephone Number: 320.632.9251
307 N.W. 9th Avenue, P.O. Box 303
Little Falls, MN 56345
E-Mail Address: eei@charterinternet.com

ENTERPRISE NORTH, INC. MADELIA

Contact Person: Mary Hippert
Telephone Number: 507.233.8900
21 Center Avenue
Madelia, MN 56062
E-Mail Address: mhippert@newulmtel.net

Section 5310 Recipients

EPIC ENTERPRISES, INC.

Contact Person: Linda Hibbard
Telephone Number: 507.645.6800
P.O. Box 186
Dundas, MN 55019
E-Mail Address: epic@ll.net

FALLS DAC, INC

Contact Person: Sally Erickson
Telephone Number: 218.681.5951
205 West 13th Street, P.O. Box C
Thief River Falls, MN 56701
E-Mail Address: fdacse@mncable.net

FERGUS FALLS SENIOR CITIZEN'S PROGRAM, INC.

Contact Person: Kathy Sporre
Telephone Number: 218.736.6842
115 West Lincoln Avenue
Fergus Falls, MN 56537
E-Mail Address: webmaster@ffsenior.org

FLOODWOOD SERVICES & TRAINING

Contact Person: James Taray
Telephone Number: 218.476.2230
601 Ash Street, P.O. Box 347
Floodwood, MN 55736-0347
E-Mail Address: fst@meadows.net

FOCUS CORPORATION, INC.

Contact Person: Mary Wickersham
Telephone Number: 218.463.0411
P.O. Box 387
Roseau, MN 56751
E-Mail Address: focus@centurytel.net

FUNCTIONAL INDUSTRIES, INC.

Contact Person: Rod Pederson
Telephone Number: 763.682.4336
1801 Highway 25 North, P.O. Box 336
Buffalo, MN 55313
E-Mail Address: rodpedersonis@yahoo.com

GOOD SAMARITAN HERTIAGE COMMUNITIES, LLC

Contact Person: Deb Chandler
Telephone Number: 218.773.7484
2230 River Road N.W.
East Grand Forks, MN 56721
E-Mail Address: gss3930@good-sam.com

GOOD SHEPARD COMMUNITY

Contact Person: Deborah Anderson
Telephone Number: 320.252.6525
1115 - 4th Avenue North
Sauk Rapids, MN 56303
E-Mail Address: deborahanderson@ecumen.org

GRAND RAPIDS - ODC

Contact Person: Jan Larson
Telephone Number: 218.326.8574
401 S.E. 11th Street
Grand Rapids, MN 55744
E-Mail Address: jl Larson@odcmn.com

GREENSVIEW CARE CENTER

Contact Person: Nick Berg
Telephone Number: 218.694.6552
416 Seventh Street N.E.
Bagley, MN 56621
E-Mail Address: nick.berg@co.clearwater.mn.us

GREENWOOD CONNECTIONS

Contact Person: Clair Erickson
Telephone Number: 218.564.4101
426 Main Street N.E., P.O. Box 130
Menahga, MN 55464
E-Mail Address: grnwood@wcta.net

GUARDIAN ANGELS OF ELK RIVER

Contact Person: Rosemary Becker
Telephone Number: 763.241.6845
350 Evans Avenue
Elk River, MN 55330
E-Mail Address: rbecker@ga-er.org

Section 5310 Recipients

HALLIE Q. BROWN COMMUNITY CTR

Contact Person: Dorothea Burns
Telephone Number: 651.224.4601
270 North Kent Street
St. Paul, MN 55102
E-Mail Address: dburns@visi.com

HALSTAD LIVING CENTER

Contact Person: Lorie Paulsrud
Telephone Number: 218.456.2105
133 - 4th Avenue East
Halstad, MN 56548
E-Mail Address: halstadlc@rvv.net

HARMONY COMMUNITY HOSPITAL

Contact Person: Dennis Hanson
Telephone Number: 507.886.6544
Route 1, Box 173
Harmony, MN 55939
E-Mail Address: mjmaher@gundluth.org

HARRY MEYERING HOME

Contact Person: Rick Bernardy
Telephone Number: 507.387.8281
109 Homestead Drive
Mankato, MN 56001
E-Mail Address: rbernardy@harrymeyeringcenter.org

HERITAGE LIVING CENTER

Contact Person: Cleo Hartung
Telephone Number: 218.732.3329
619 West 6th Street
Park Rapids, MN 56470
E-Mail Address: CleoHartung@ecumen.org

HILLCREST NURSING HOME

Contact Person: Cindy Arlt
Telephone Number: 218.253.2157
311 Broadway Avenue N.E., P. O. Box 459
Red Lake Falls, MN 56750
E-Mail Address: csarlt@gvtel.com

HOPE DAC

Contact Person: Catherine Nelson
Telephone Number: 507.247.5340
330 East Highway 214, P.O. Box 637
Tyler, MN 56178
E-Mail Address: cathyn56115@yahoo.com

HUBBARD COUNTY DAC

Contact Person: Ed Ranson
Telephone Number: 218.732.3358
109 Pleasant Avenue, P.O. Box 86
Park Rapids, MN 56470
E-Mail Address: dac@unitelc.com

HUMAN DEVELOPMENT CENTER

Contact Person: Lee Hemming
Telephone Number: 218.728.0078
1401 East 1st Street
Duluth, MN 55805

HUMAN SERVICES, INC.

Contact Person: Roxanne Emerson
Telephone Number: 651.275.4308
5650 Memorial Avenue North
Oak Park Heights, MN 55082
E-Mail Address: remerson@hsicare.org

INDEPENDENCE CENTER, INC.

Contact Person: Amy Christensen
Telephone Number: 320.252.4146
51-1st Avenue South
Waite Park, MN 56387
E-Mail Address: atcici@cloudnet.com

INDUSTRIES, INC.

Contact Person: Lee Morrison
Telephone Number: 320.679.2354
500 South Walnut Street
Mora, MN 55051
E-Mail Address: leem@nsatel.net

Section 5310 Recipients

ISANTI COUNTY COMM. ON AGING

Contact Person: Jacqueline Forner
Telephone Number: 763.689.8130
555 - 18th Avenue S.W.
Cambridge, MN 55008
E-Mail Address: jackie.forner@co.isanti.mn.us

ITASCA DAC

Contact Person: Mary Metzger
Telephone Number: 218.327.1138
421 - 13th Street S.E., P. O. Box 20
Grand Rapids, MN 55744
E-Mail Address: idacmr@uslink.net

JEWISH COMMUNITY CENTER OF ST. PAUL

Contact Person: Barbie Levine
Telephone Number: 651.255.4734
1375 St. Paul Avenue
St. Paul, MN 55116
E-Mail Address: blevine@stpauljcc.org

JOBS PLUS, INC.

Contact Person: Roberta Walker
Telephone Number: 507.833.5004
200 - 16th Avenue S.E.
Waseca, MN 56093
E-Mail Address: bertswa@yahoo.com

KANABEC COUNTY COMMISSION ON AGING

Contact Person: Connie Strandberg
Telephone Number: 320.679.6315
905 East Forest Avenue
Mora, MN 55051
E-Mail Address: melanie.bergstadt@co.kanabec.mn.us

KITTSOON COUNTY DAC

Contact Person: Missy Karboviak
Telephone Number: 218.754.2225
P.O. Box 54
Lake Bronson, MN 56734
E-Mail Address: missyk5@hotmail.com

KITTSOON MEMORIAL HOSPITAL

Contact Person: Michelle Johnson
Telephone Number: 218.843.3662
1010 South Birch, P.O. Box 700
Hallock, MN 56728
E-Mail Address: michellej@kmhc.net

LAKE CITY MEDICAL CENTER

Contact Person: Gloria Hoth
Telephone Number: 651.345.3321
500 West Grant Street
Lake City, MN 55041
E-Mail Address: hoth.gloria@mayo.edu

LAKESHORE LUTHERAN HOME

Contact Person: Rita Walker
Telephone Number: 218.625.8280
4002 London Road
Duluth, MN 55804
E-Mail Address: ritawalker@ecumen.org

LAKEWOOD HEALTH SYSTEM

Contact Person: Laurie Bach
Telephone Number: 218.894.1515
401 Prairie Avenue N.E.
Staples, MN 56479
E-Mail Address: lauriebach@lakewoodhealthsystem.com

LESUEUR CTY DEVELOPMENT SERVICES, INC.

Contact Person: Jim Hiller
Telephone Number: 507.362.8560
519 West Paquin Street, P. O. Box 47
Waterville, MN 56096
E-Mail Address: LCDS2@frontiernet.net

LIFEWORCS SERVICES, INC.

Contact Person: Robert Hurst
Telephone Number: 651.365.3705
1120 Centre Pointe Drive, Suite 100
Mendota Heights, MN 55120
E-Mail Address: rhurst@lifeworks.org

Section 5310 Recipients

LITTLEFORK MEDICAL CENTER

Contact Person: Jennifer Fondie
Telephone Number: 218.278.6634
P.O. Box N
Littlefork, MN 56653
E-Mail Address: cdolson@frontiernet.net

MAIN STREET INDUSTRIES

Contact Person: Robin Olson
Telephone Number: 320.325.5251
428 - 2nd Street, P. O. Box 321
Clinton, MN 56225
E-Mail Address: msitc@maximinn.com

MARTIN LUTHER MANOR, INC.

Contact Person: Sally Peterson
Telephone Number: 952.948.5182
1401 East 100th Street
Bloomington, MN 55425-2614
E-Mail Address: sallypeterson@ecumen.org

MERRICK, INC.

Contact Person: Mike Greenbaum
Telephone Number: 651.789.6206
3210 Labore Road
Maplewood, MN 55110
E-Mail Address: mikeg@merrickinc.org

MIDWAY TRANSPORTATION, INC.

Contact Person: Carol Pankow
Telephone Number: 651.641.0709 Ext. 107
720 Vandalia Street, Suite 200
St. Paul, MN 55114
E-Mail Address: cpankow@midwaytraining.com

MIDWEST SPECIAL SERVICES, INC.

Contact Person: Julie Johnon
Telephone Number: 651.778.1000
900 Ocean Street
St. Paul, MN 55106
E-Mail Address: jjohnson@mwsservices.org

MILLE LACS HEALTH SYSTEM

Contact Person: Carolyn Stark
Telephone Number: 320.532.7975
200 North Elm Street, P.O. Box A
Onamia, MN 56359
E-Mail Address: carolyns@millelacshealth.com

MINNEAPOLIS AMERICAN INDIAN CENTER

Contact Person: Kassia Jourdain
Telephone Number: 612.879.1750
1530 East Franklin Avenue
Minneapolis, MN 55404
E-Mail Address: kjourdain@maicnet.org

MN MASONIC HOME SENIOR OUTREACH SERVICES

Contact Person: Joyce McIntosh
Telephone Number: 763.592.2666
5430 Boone Avenue North
New Hope, MN 55428
E-Mail Address: Joyce.mcintosh@mnmasonic.org

MN VALLEY ACTION COUNCIL

Contact Person: Sandy Chadderdon
Telephone Number: 507.835.4551
308 North State Street
Waseca, MN 56093
E-Mail Address: schadderdon@mvac.mankato.mn.us

MRCI - BURNSVILLE

Contact Person: Julie Martini
Telephone Number: 952.894.4594
12115 Nicollet Avenue South
Burnsville, MN 55337
E-Mail Address: jmartini@mrci.info

MRCI - FAIRMONT

Contact Person: Ramona Harper
Telephone Number: 507.238.4388
701 Cory Lane
Fairmont, MN 56031
E-Mail Address: MRCI@frontiernet.net

Section 5310 Recipients

MRCI - MANKATO

Contact Person: Lanny Cox
Telephone Number: 507.386.5670
15 Map Drive
Mankato, MN 56001
E-Mail Address: Lcox@mrci.net

MRCI - NEW ULM

Contact Person: Jeanine Grosam
Telephone Number: 507.233.2730
2100 North Broadway, P.O. Box 894
New Ulm, MN 56073
E-Mail Address: jgrosam@mrci.info

NEW AMERICANS COMMUNITY SERVICES

Contact Person: Heather Buesseler
Telephone Number: 651.287.5223
1821 University Avenue, Suite S-286
St. Paul, MN 55104
E-Mail Address: heather@newamericans.us

NORMAN COUNTY DAC

Contact Person: Michael Burke
Telephone Number: 218.784.4582
212 - 9th Street East, P.O. Box 145
Ada, MN 56510
E-Mail Address: mbncdac@loretel.net

NORTHEAST CONTEMPORARY SERVICES, INC.

Contact Person: Rebecca Smith
Telephone Number: 651.636.3343
2825 North Fairview Avenue
Roseville, MN 55113
E-Mail Address: rssncsi@qwest.net

OCCUPATIOAL DEVELOPMENT CENTER, INC.

Contact Person: Shannon Henrickson
Telephone Number: 218.745.4401
1008 North 2nd Street
Warren, MN 56762
E-Mail Address: shenrickson@odcmn.com

OPPORTUNITY PARTNERS

Contact Person: Alison Steward
Telephone Number: 952.938.4827
5500 Opportunity Court
Minnetonka, MN 55343
E-Mail Address: asteward@opportunities.org

OPTIONS, INC.

Contact Person: Richard Simonson
Telephone Number: 763.263.3684
790 Minnesota Avenue East
Big Lake, MN 55309
E-Mail Address: option1@sherbtel.net

PERHAM HOSPITAL DISTRICT

Contact Person: Jim Rieber
Telephone Number: 218.346.4500
665 - 3rd Street S.W.
Perham, MN 56573
E-Mail Address: jrieber@pmhh.com

PHOENIX ALTERNATIVES, INC.

Contact Person: Suzanne Warweg
Telephone Number: 651.426.2484
4453 White Bear Parkway
White Bear Lake, MN 55110
E-Mail Address: swarweg@phoenixalternatives.org

PILLSBURY UNITED COMMUNITIES

Contact Person: Jerry Gaasland
Telephone Number: 612.302.3425
2507 Freemont Avenue North
Minneapolis, MN 55411
E-Mail Address: gaaslandj@puc-mn.org

PINE COUNTY CITIZENS COMMISSION ON AGING

Contact Person: Judy Broman
Telephone Number: 320.629.3455
435 - 10th Street N.W.
Pine City, MN 55063

Section 5310 Recipients

PINE COUNTY DAC (PHASE)

Contact Person: Jeannette Kester
Telephone Number: 320.245.2246
106 North Main
Sandstone, MN 55072
E-Mail Address: jkphase@scicable.net

PINE HAVEN CARE CENTER, INC.

Contact Person: Mark Liffrig
Telephone Number: 507.356.8304
210 N.W. 3rd Street
Pine Island, MN 55963
E-Mail Address: phcc@pitel.net

PINEWOOD-DULUTH, INC.

Contact Person: Toni Rothmeier
Telephone Number: 218.879.4566
915 - 18th Street
Cloquet, MN 55720
E-Mail Address: toni@pinewoodcloq-duluth.com

POLK COUNTY DAC

Contact Person: JoAnn Bittner
Telephone Number: 218.281.4181
515 - 5th Avenue South
Crookston, MN 56716
E-Mail Address: bittner.dac@midconetwork.com

PRAIRIE MANOR NURSING HOME

Contact Person: Mike Austin
Telephone Number: 507.583.4434
220 - 3rd Street N.W.
Blooming Prairie, MN 55917
E-Mail Address: mrobinson@prairiemanorinc.com

PRESTON GOOD SAMARITAN CENTER

Contact Person: Nancy Wepplo
Telephone Number: 507.765.3837
608 Winona Street, P.O. Box 607
Preston, MN 55965
E-Mail Address: gss3570@good-sam.com

PRISM EXPRESS

Contact Person: Pat Rowan
Telephone Number: 763.529.1252 Ext. 115
730 Florida Avenue South
Golden Valley, MN 55426
E-Mail Address: prowan@prismmpls.org

PROACT, INC. - EAGAN

Contact Person: Terry Johnston
Telephone Number: 651.289.3149
3195 Neil Armstrong Boulevard
Eagan, MN 55121
E-Mail Address: tjohnston@proactinc.org

PROACT, INC. - RED WING

Contact Person: Sally Ogren
Telephone Number: 651.388.7108
204 Mississippi Avenue
Red Wing, MN 55066
E-Mail Address: sogren@proactinc.org

PRODUCTIVE ALTERNATIVES, INC.

Contact Person: Seldon Formo
Telephone Number: 218.736.5668
1205 North Tower Road
Fergus Falls, MN 56537
E-Mail Address: selfo@paiff.org

PROGRESS, INC.

Contact Person: Sylvia Newell
Telephone Number: 507.825.4120
101 - 4th Avenue N.E.
Pipestone, MN 56164
E-Mail Address: progress@IW.net

REDWOOD FALLS SOCS

Contact Person: Dan Reigstad
Telephone Number: 320.212.4669
1550 Highway 71 N.E., P. O. Box 1128
Willmar, MN 56201
E-Mail Address:
Dan.A.Reigstad@state.mn.us

Section 5310 Recipients

REGIONAL REHAB CENTER - DULUTH

Contact Person: Christine Erickson
Telephone Number: 218.786.5331
502 East 2nd Street
Duluth, MN 55805
E-Mail Address: cerickson@smdc.org

RENVILLE COUNTY COMMUNITY RESIDENCE, INC.

Contact Person: Bev Burman
Telephone Number: 320.365.3748
831 Grove Avenue, P.O. Box 520
Bird Island, MN 55310
E-Mail Address: communityresidences@hotmail.com

RISE, INC.

Contact Person: Cindy Johnson
Telephone Number: 763.786.8334
8406 Sunset Road N.E.
Spring Lake Park, MN 55434
E-Mail Address: cjohnson@rise.org

RIVERVIEW HEALTHCARE ASSOC.

Contact Person: Renea Larson
Telephone Number: 218.281.9459
323 Minnesota Street S.E.
Crookston, MN 56716-1600
E-Mail Address: rlarson@riverviewhealth.org

ROCK COUNTY DAC

Contact Person: Dorothy Darveaux
Telephone Number: 507.283.4582
807 West Main Street
Luverne, MN 56156
E-Mail Address: dpcronin@mchsi.com

ROSEVILLE AREA SENIOR PROGRAM

Contact Person: Lynnae LeBarron
Telephone Number: 651.631.1616
1910 West County Road B
Roseville, MN 55113
E-Mail Address: lynnae.lebarron@fvcc.roseville.k12.mn.us

SERVICE ENTERPRISES

Contact Person: Betty Stancer
Telephone Number: 507.637.3503
515 West Bridge Street, P.O. Box 248
Redwood Falls, MN 56283
E-Mail Address: betty.stancer@service-enterprises.org

SIBLEY COUNTY DAC

Contact Person: Mark Pauly
Telephone Number: 507.964.5726
700 Marion Drive, P.O. Box 916
Arlington, MN 55307-0916
E-Mail Address: scdpaul@frontiernet.net

SOJOURN ADULT DAY PROGRAM

Contact Person: Tom Penn
Telephone Number: 952.471.6080
4497 Shoreline Drive
Spring Park, MN 55384
E-Mail Address: thpenn@hotmail.com

SPRING VALLEY CARE CENTER

Contact Person: James Dessner
Telephone Number: 507.346.7202
800 Memorial Drive
Spring Valley, MN 55975
E-Mail Address: facilities@svseniorliving.com

ST. BENEDICT'S CENTER

Contact Person: Betty J. Moffitt
Telephone Number: 320.252.0010
1810 Minnesota Boulevard S.E.
St. Cloud, MN 56304
E-Mail Address: MoffittB@centracare.com

ST. ELIZABETH HOSPITAL AND NURSING HOME

Contact Person: Rita Fox
Telephone Number: 651.565.3111
1200 Grant Boulevard West
Wabasha, MN 55981
E-Mail Address: foxr@semcwabasha.org

Section 5310 Recipients

ST. JOHN'S LUTHERAN HOME

Contact Person: Karin Ramey
Telephone Number: 507.723.3224
201 South CR 5
Springfield, MN 56087
E-Mail Address: activities@stjhome.com

ST. MARY'S REGIONAL HEALTH CENTER

Contact Person: Tom Thompson
Telephone Number: 218.847.0888
1027 Washington Avenue
Detroit Lakes, MN 56501
E-Mail Address: tthompson@smrhc.com

ST. OLAF'S RESIDENCE

Contact Person: Beth Sutton
Telephone Number: 612.287.3542
2912 Fremont Avenue North
Minneapolis, MN 55411
E-Mail Address: bsutton@stolafcommunities.org

STEP, INC.

Contact Person: Sue Eisenmenger
Telephone Number: 507.238.4341
411 South State Street
P.O. Box 110
Fairmont, MN 56031
E-Mail Address: seisenmenger@stepinc.org

STEVENS COUNTY DAC

Contact Person: Emmy Kvatum
Telephone Number: 320.589.3020
203 Green River Road, P. O. Box 25
Morris, MN 56267
E-Mail Address: scdac@hometownsolutions.net

UDAC, INC.

Contact Person: Roberta Lenz
Telephone Number: 218.722.5867
500 East 10th Street
Duluth, MN 55805
E-Mail Address: blenz@udac.org

UNIVERSITY GOOD SAMARITAN CTR

Contact Person: Timothy Fitcha
Telephone Number: 612.673.6284
22 - 27th Avenue S.E.
Minneapolis, MN 55414
E-Mail Address: tfitcha@good-sam.com

VALLEY VIEW NURSING HOME

Contact Person: Connie Krenzke
Telephone Number: 507.896.3125
510 East Cedar Street, P.O. Box 98
Houston, MN 55943
E-Mail Address: krenzke@acegroup.cc

VILLA ST. VINCENT, INC.

Contact Person: Michael Siekas
Telephone Number: 218.281.3424
516 Walsh Street
Crookston, MN 56716
E-Mail Address: mike.siekas@bhshealth.org

VOLUNTEERS OF AMERICA.

Contact Person: Rachelle Baker
Telephone Number: 612.332.9544
1505 Park Avenue South
Minneapolis, MN 55404
E-Mail Address: rachelle.baker@voamn.org

WADENA COUNTY DAC, INC.

Contact Person: Sylvia Silvers
Telephone Number: 218.837.5182
305 S.W. 5th Street, P.O. Box 235
Sebekka, MN 56477
E-Mail Address: wcdac@wcta.net

WHITE BEAR LAKE LIONS CLUB

Contact Person: Barb Green
Telephone Number: 651.653.3126
2484 East County Road F
White Bear Lake, MN 55110
E-Mail Address: bjgree@wbl.whitebear.k12.mn.us

Section 5310 Recipients

WINONA COUNTY DAC, INC.

Contact Person: Mary Hewett

Telephone Number: 507.452.1798

1721 West Service Drive

Winona, MN 55987

E-Mail Address: maryh@winonadac.org

WINONA ORC INDUSTRIES, INC.

Contact Person: Todd Olson

Telephone Number: 507.452.1855

1053 East Mark Street

Winona, MN 55987

E-Mail Address: tolson@worcind.org

2005 Greater Minnesota Transit Systems Estimated Capital Costs

Transit System

	Federal Item	Total Cost	Federal Share	State Share	Local Share
Arrowhead Transit	8 buses	\$ 752,000	\$ 601,600	\$ 0	\$ 150,400
Austin-Mower County Area Transit	1 bus	\$ 53,000	\$ 42,400	\$ 0	\$ 10,600
Brainerd/Crow Wing Public Transit	1 bus	\$ 53,000	\$ 42,400	\$ 0	\$ 10,600
Brown County Heartland Express	1 bus	\$ 53,000	\$ 42,400	\$ 0	\$ 10,600
Chisago-Isanti County Heartland Express	2 buses	\$ 106,000	\$ 84,800	\$ 0	\$ 21,200
Chisago-Isanti County Heartland Express	Dispatch System	\$ 40,000	\$ 0	\$ 32,000	\$ 8,000
Clay County Rural Transit	1 bus	\$ 94,000	\$ 75,200	\$ 0	\$ 18,800
Cloquet Public Transit System	1 bus	\$ 94,000	\$ 75,200	\$ 0	\$ 18,800
Duluth Transit Authority (DTA) - Stride	Facility Renovations	\$ 619,495	\$ 0	\$ 286,891	\$ 332,604
Faribault County Prairie Express	1 bus	\$ 53,000	\$ 42,400	\$ 0	\$ 10,600
Faribault Flyer	1 bus	\$ 53,000	\$ 42,400	\$ 0	\$ 10,600
Fosston Transit	1 bus	\$ 53,000	\$ 42,400	\$ 0	\$ 10,600
Hubbard County Heartland Express	1 bus	\$ 53,000	\$ 42,400	\$ 0	\$ 10,600
Kandiyohi Area Transit (KAT)	1 bus	\$ 53,000	\$ 42,400	\$ 0	\$ 10,600
Kandiyohi Area Transit (KAT)	Bus Cleaning System	\$ 10,000	\$ 0	\$ 8,000	\$ 2,000
Mankato Heartland Express	1 bus	\$ 250,000	\$ 200,000	\$ 0	\$ 50,000
Mankato Heartland Express	1 bus	\$ 260,349	\$ 0	\$ 208,279	\$ 52,070
Monticello Heartland Express	Radio System	\$ 5,000	\$ 0	\$ 4,000	\$ 1,000
Morris Transit	1 bus	\$ 53,000	\$ 42,400	\$ 0	\$ 10,600
Murray County Heartland Express	1 bus	\$ 53,000	\$ 42,400	\$ 0	\$ 10,600
Paul Bunyan Transit	1 bus	\$ 53,000	\$ 42,400	\$ 0	\$ 10,600
Prairie Five Rides	2 buses	\$ 106,000	\$ 84,800	\$ 0	\$ 21,200
Praireland Transit System	1 bus	\$ 53,000	\$ 42,400	\$ 0	\$ 10,600
Rainbow Rider	3 buses	\$ 159,000	\$ 127,200	\$ 0	\$ 31,800
RiverRider Public Transit System	1 bus	\$ 53,000	\$ 42,400	\$ 0	\$ 10,600
Rum River Transportation Collaborative, Inc.	Fleet Radios	\$ 12,000	\$ 0	\$ 9,600	\$ 2,400
St. Peter Transit	1 bus	\$ 53,000	\$ 42,400	\$ 0	\$ 10,600
SEMCAC Transportation	(800) Phone System	\$ 12,000	\$ 0	\$ 9,600	\$ 2,400
Steele County Area Transit (SCAT)	1 bus	\$ 53,000	\$ 42,400	\$ 0	\$ 10,600
Three Rivers Hiawathaland Transit	3 buses	\$ 159,000	\$ 127,200	\$ 0	\$ 31,800
Three Rivers Hiawathaland Transit	Radio/Phone System	\$ 25,000	\$ 0	\$ 20,000	\$ 5,000
Trailblazer Transit	3 buses	\$ 159,000	\$ 127,200	\$ 0	\$ 31,800
Tri-CAP Transit Connection	1 bus	\$ 53,000	\$ 42,400	\$ 0	\$ 10,600
Tri-Valley Heartland Express Bus	1 bus	\$ 53,000	\$ 42,400	\$ 0	\$ 10,600
Tri-Valley Heartland Express Bus	Computer System and and Server	\$ 27,500	\$ 0	\$ 22,000	\$ 5,500
Western Community Action Transportation Program	1 bus	\$ 53,000	\$ 42,400	\$ 0	\$ 10,600
Western Community Action Transportation Program	Transit Related Capital Equipment	\$ 20,000	\$ 0	\$ 16,000	\$ 4,000
Totals		\$3,864,344	\$2,266,400	\$ 616,370	\$ 981,574

2005 Greater Minnesota Transit Systems Estimated Capital Costs

5311 Recipients of 5309 Funds

	Federal Item	Total Cost	Federal Share	State Share	Local Share
Becker County Transit	Garage and Operation Facility	\$ 250,000	\$ 200,000	\$ 0	\$ 50,000
Chisago/Isanti County Heartland Express	Garage and Operation Facility	\$ 607,360	\$ 485,888	\$ 0	\$ 121,472
Red Lake Transit	Garage and Operation Facility	\$ 140,000	\$ 112,000	\$ 0	\$ 28,000
Totals		\$ 997,360	\$ 797,888	\$ 0	\$ 199,472

5307 Recipients of 5309 Funds

	Federal Item	Total Cost	Federal Share	State Share	Local Share
Duluth Transit Authority (DTA) - Regular Route	Downtown Hub	\$ 1,214,724	\$ 971,779	\$ 0	\$ 242,995
Moorhead Metropolitan Area Transit (MAT)-Paratransit	Garage and Operation Facility	\$ 1,358,333	\$ 1,086,666	\$ 0	\$ 271,667
Rochester City Lines	Vehicles/Transit Hub	\$ 1,240,000	\$ 992,000	\$ 0	\$ 248,000
St. Cloud MTC Metro Bus - Regular Route	Park and Ride/ Operation Center Improvements	\$ 1,500,000	\$ 743,318	\$ 0	\$ 756,682
Totals		\$5,313,057	\$3,793,763	\$ 0	\$1,519,344

2005 Metropolitan Area Estimated Capital Costs

Transit System	Item	Total Cost	Federal Share	State Share	Local Share
Anoka	Bus Replacement	\$ 605,000	\$ 0	\$ 0	\$ 605,000
Anoka NSCRA	Northstar Commuter Coach	\$ 138,601	\$ 0	\$ 0	\$ 138,601
Dakota County	Bus Shoulder Lanes	\$ 3,858,679	\$ 983,679	\$ 2,875,000	\$ 0
Dakota County	Cedar Project Management	\$ 125,000	\$ 0	\$ 125,000	\$ 0
DARTS	Bus Replacement	\$ 470,000	\$ 0	\$ 0	\$ 470,000
HSI	Generator	\$ 25,000	\$ 0	\$ 0	\$ 25,000
HSI	Bus Replacement	\$ 110,000	\$ 0	\$ 0	\$ 110,000
Maple Grove	Park & Ride Rehab	\$ 137,576	\$ 0	\$ 0	\$ 137,576
Maple Grove	610 & Zachary	\$ 356,650	\$ 0	\$ 0	\$ 356,650
MC Regional	Midlife Overhauls	\$ 1,079,855	\$ 0	\$ 0	\$ 1,079,855
Metro Mobility	Phone System Upgrade	\$ 45,000	\$ 0	\$ 0	\$ 45,000
Metro Mobility	Fleet Rehab	\$ 70,000	\$ 0	\$ 0	\$ 70,000
Metro Mobility	Fleet Rehab	\$ 150,000	\$ 0	\$ 0	\$ 150,000
Metro Mobility	Dispatch System	\$ 350,000	\$ 0	\$ 0	\$ 350,000
Metro Mobility	Bus Replacement	\$ 2,075,000	\$ 0	\$ 0	\$ 2,075,000
MTS	Bus Purchase	\$ 3,947,967	\$ 0	\$ 0	\$ 3,947,967
MTS	Regional Fareboxes	\$ 400,000	\$ 0	\$ 0	\$ 400,000
MTS	CMAQ Expansion Buses	\$ 7,238,000	\$ 5,066,600	\$ 0	\$ 2,171,400
MTS	Bus Replacement	\$ 2,992,000	\$ 500,000	\$ 0	\$ 2,492,000
MTS	Small Bus Replacement	\$ 520,000	\$ 0	\$ 0	\$ 520,000
MVTA	Facilities Repairs	\$ 211,000	\$ 0	\$ 0	\$ 211,000
MVTA	Appley Valley Transit Center	\$ 7,000,000	\$ 0	\$ 7,000,000	\$ 0
MVTA	MT Bus Replacement	\$ 4,350,000	\$ 0	\$ 0	\$ 4,350,000
MVTA	Big Bus Replacement	\$ 2,544,000	\$ 0	\$ 0	\$ 2,544,000
MVTA	Small Bus Replacement	\$ 500,000	\$ 0	\$ 0	\$ 500,000
Plymouth	CR 73 Park & Ride	\$ 1,179,768	\$ 0	\$ 0	\$ 1,179,768
Plymouth	GPS/AVL Equipment	\$ 19,921	\$ 0	\$ 0	\$ 19,921
Plymouth	MT Bus Replacement	\$ 2,544,000	\$ 0	\$ 0	\$ 2,544,000
Scott	Bus Replacement	\$ 113,000	\$ 0	\$ 0	\$ 113,000
Scott/Shakopee	Southbridge Park & Ride	\$ 600,000	\$ 0	\$ 0	\$ 600,000
Shakopee	2005 NTD	\$ 76,726	\$ 0	\$ 0	\$ 76,726
Shakopee	Bus Replacement	\$ 135,000	\$ 0	\$ 0	\$ 135,000
SMTC	Midlife Overhauls	\$ 300,000	\$ 0	\$ 0	\$ 300,000
SMTC	SMWT-Gillig Bus	\$ 392,090	\$ 313,672	\$ 0	\$ 78,418
SMTC	2004 NTD-Bus Cameras	\$ 290,167	\$ 0	\$ 0	\$ 290,167
SMTC	Replace Non-Revenue Vehicles	\$ 100,000	\$ 0	\$ 0	\$ 100,000
SMTC	Equipment	\$ 130,000	\$ 0	\$ 0	\$ 130,000
SMTC	TH 212/101 Park & Ride	\$ 375,000	\$ 0	\$ 0	\$ 375,000
SMTC	Bus Replacement	\$ 3,500,000	\$ 0	\$ 0	\$ 3,500,000
SMTC	2005 NTD Debt Retirement	\$ 745,445	\$ 345,000	\$ 0	\$ 400,445
Various Systems	County Communications Equipment	\$ 250,000	\$ 0	\$ 0	\$ 250,000
Totals		\$ 50,050,445	\$ 7,208,951	\$ 10,000,000	\$ 32,841.494

2005 Greater Minnesota Transit Systems Estimated Operating Costs

Greater Minnesota Transit Systems

	Total Costs	Federal Share	State Share	MVST	Local Share
Urbanized	\$ 18,409,420	\$ 1,875,958	\$ 6,832,999	\$ 3,592,654	\$ 6,107,809
Elderly & Handicapped	\$ 3,218,846	\$ 0	\$ 2,045,003	\$ 95,476	\$ 1,078,367
Small Urban	\$ 3,664,351	\$ 798,456	\$ 1,159,121	\$ 903,479	\$ 803,295
Rural	\$ 17,088,098	\$ 3,032,907	\$ 7,562,847	\$ 2,635,391	\$ 3,856,952
Totals	\$ 42,380,715	\$ 5,707,321	\$ 17,599,970	\$ 7,227,000	\$ 11,846,424

Urbanized Systems

	Total Costs	Federal Share	State Share	MVST	Local Share
Duluth Transit Authority (DTA)	\$ 9,485,104	\$ 470,854	\$ 4,267,693	\$ 1,442,565	\$ 3,303,992
- Regular Route					
East Grand Forks Transit	\$ 179,829	\$ 50,230	\$ 20,725	\$ 74,213	\$ 34,661
La Crescent Apple Express	\$ 156,533	\$ 28,560	\$ 47,215	\$ 29,185	\$ 51,573
Moorhead Metropolitan Area Transit (MAT)	\$ 1,058,575	\$ 234,646	\$ 337,155	\$ 270,585	\$ 216,189
Rochester City Lines	\$ 3,305,061	\$ 542,816	\$ 1,103,474	\$ 337,710	\$ 1,321,061
St. Cloud Metro Bus - Regular Route	\$ 4,224,316	\$ 548,852	\$ 1,056,736	\$ 1,438,396	\$ 1,180,332
Totals	\$ 18,409,420	\$ 1,875,958	\$ 6,832,999	\$ 3,592,654	\$ 6,107,809

Elderly & Handicapped Systems

	Total Costs	Federal Share	State Share	MVST	Local Share
Duluth Transit Authority (DTA)	\$ 578,796	\$ 0	\$ 340,361	\$ 12,508	\$ 225,927
- STRIDE					
East Grand Forks Dial-A-Ride	\$ 38,846	\$ 0	\$ 37,226	\$ 4,169	\$ -2,549
Moorhead Metropolitan Area Trransit (MAT)-Paratransit	\$ 162,222	\$ 0	\$ 119,813	\$ 12,508	\$ 29,902
Rochester Dial-A-Ride	\$ 529,009	\$ 0	\$ 350,808	\$ 53,783	\$ 124,417
St. Cloud Metro Bus - DAR	\$ 1,909,974	\$ 0	\$ 1,196,796	\$ 12,508	\$ 700,670
Totals	\$ 3,218,846	\$ 0	\$ 2,045,003	\$ 95,476	\$ 1,078,367

Small Urban Systems

	Total Costs	Federal Share	State Share	MVST	Local Share
Albert Lea Transit	\$ 196,173	\$ 25,738	\$ 89,552	\$ 17,511	\$ 63,373
Benson Heartland Express	\$ 141,788	\$ 29,943	\$ 41,629	\$ 45,445	\$ 24,772
Cloquet Public Transit System	\$ 136,851	\$ 21,385	\$ 71,527	\$ 10,840	\$ 33,099
Faribault Flyer	\$ 158,997	\$ 31,910	\$ 27,777	\$ 61,705	\$ 37,605
Granite Falls Heartland Express	\$ 89,873	\$ 14,000	\$ 32,974	\$ 15,426	\$ 27,473
Hibbing Area Transit	\$ 175,484	\$ 32,480	\$ 81,607	\$ 25,849	\$ 35,548
Le Sueur Heartland Express	\$ 154,842	\$ 33,240	\$ 58,038	\$ 36,690	\$ 26,874
Mankato Heartland Express	\$ 1,021,271	\$ 331,000	\$ 115,015	\$ 403,585	\$ 171,671
Montevideo Heartland Express	\$ 91,089	\$ 22,360	\$ 36,492	\$ 27,100	\$ 5,137
Monticello Heartland Express	\$ 80,456	\$ 12,014	\$ 9,012	\$ 27,934	\$ 31,496
Morris Transit	\$ 289,364	\$ 57,728	\$ 116,059	\$ 56,702	\$ 58,876
Northfield Transit	\$ 263,901	\$ 43,075	\$ 93,595	\$ 58,370	\$ 68,861
St. Peter Transit	\$ 204,134	\$ 34,250	\$ 88,148	\$ 29,602	\$ 52,134
Stewartville Heartland Express	\$ 59,730	\$ 12,083	\$ 19,872	\$ 16,677	\$ 11,098
Virginia Dial-A-Ride	\$ 168,230	\$ 35,500	\$ 104,826	\$ 11,674	\$ 16,230
Winona Transit Service	\$ 432,166	\$ 61,752	\$ 172,999	\$ 58,370	\$ 139,046
Totals	\$ 3,664,351	\$ 798,456	\$ 1,159,121	\$ 903,479	\$ 803,293

2005 Greater Minnesota Transit Systems Estimated Operating Costs

Rural Systems

	Total Costs	Federal Share	State Share	MVST	Local Share
Annandale Heartland Transit	\$ 148,103	\$ 14,695	\$ 68,810	\$ 7,088	\$ 57,510
Arrowhead Transit	\$ 2,755,365	\$ 691,530	\$ 1,472,593	\$ 176,777	\$ 414,465
Austin-Mower County Area Transit	\$ 427,203	\$ 61,408	\$ 245,720	\$ 52,533	\$ 67,542
Becker County Transit	\$ 253,591	\$ 44,135	\$ 118,069	\$ 34,605	\$ 56,782
Brainerd/Crow Wing Public Transit	\$ 726,233	\$ 153,182	\$ 331,806	\$ 120,909	\$ 120,336
Brown County Heartland Express	\$ 440,464	\$ 90,450	\$ 226,038	\$ 67,542	\$ 56,434
Chisago - Isanti County Heartland Express	\$ 733,599	\$ 109,125	\$ 199,523	\$ 136,752	\$ 288,199
Clay County Rural Transit	\$ 231,313	\$ 50,278	\$ 106,750	\$ 42,943	\$ 31,342
Cottonwood County Transit	\$ 107,559	\$ 18,050	\$ 56,462	\$ 7,088	\$ 25,959
Dawson Heartland Express	\$ 78,277	\$ 14,250	\$ 23,987	\$ 21,263	\$ 18,777
FAR North Public Transit	\$ 222,356	\$ 48,938	\$ 114,091	\$ 35,022	\$ 24,306
Faribault County Prairie Express	\$ 147,004	\$ 27,370	\$ 42,271	\$ 40,859	\$ 36,504
Fosston Transit	\$ 54,455	\$ 10,128	\$ 34,393	\$ 2,918	\$ 7,017
Grant County ALPHA Transit	\$ 138,008	\$ 13,194	\$ 74,471	\$ 4,169	\$ 46,174
Hubbard County Heartland Express	\$ 191,466	\$ 31,145	\$ 65,306	\$ 56,702	\$ 38,313
Kandiyohi Area Transit (KAT)	\$ 739,522	\$ 128,475	\$ 321,172	\$ 135,918	\$ 153,957
Lincoln County Heartland Express	\$ 154,842	\$ 28,825	\$ 46,236	\$ 44,194	\$ 35,587
Mahnomen County Heartland Express	\$ 165,024	\$ 29,542	\$ 44,478	\$ 40,025	\$ 50,980
Martin County Express	\$ 384,854	\$ 53,750	\$ 231,081	\$ 4,169	\$ 95,854
Meeker County Public Transit	\$ 234,336	\$ 32,750	\$ 74,630	\$ 58,370	\$ 68,586
MorrTrans	\$ 196,081	\$ 30,207	\$ 78,855	\$ 35,439	\$ 51,581
Murray County Heartland Express	\$ 85,062	\$ 14,175	\$ 33,700	\$ 14,175	\$ 23,012
Paul Bunyan Transit	\$ 495,871	\$ 107,105	\$ 254,652	\$ 70,044	\$ 64,071
Pelican Rapids Transit	\$ 8,143	\$ 0	\$ 3,457	\$ 2,918	\$ 1,768
Pine River Ride With Us Bus	\$ 59,297	\$ 14,248	\$ 25,222	\$ 12,925	\$ 6,903
Pipestone County Transit System	\$ 232,602	\$ 46,608	\$ 98,933	\$ 62,539	\$ 24,522
Prairie Five RIDES	\$ 634,960	\$ 79,303	\$ 269,915	\$ 71,711	\$ 214,032
Prairieland Transit System	\$ 251,790	\$ 46,761	\$ 113,816	\$ 46,279	\$ 44,934
Rainbow Rider Transit	\$ 890,997	\$ 103,798	\$ 450,154	\$ 176,360	\$ 160,685
Red Lake Transit	\$ 142,591	\$ 67,030	\$ 0	\$ 0	\$ 75,561
Renville County Heartland Express	\$ 245,143	\$ 23,875	\$ 84,651	\$ 51,699	\$ 84,918
RiverRider Public Transit System	\$ 553,520	\$ 77,355	\$ 222,244	\$ 108,401	\$ 145,520
Rock County Heartland Express	\$ 236,468	\$ 44,219	\$ 116,569	\$ 31,269	\$ 44,411
Rum River Transportation Collaborative, Inc.	\$ 228,521	\$ 21,181	\$ 80,851	\$ 31,269	\$ 95,220
SEMCAC Transportation	\$ 178,564	\$ 27,730	\$ 105,657	\$ 28,768	\$ 16,410
Steele County Area Transit	\$ 345,119	\$ 60,988	\$ 180,311	\$ 40,859	\$ 62,962
Three Rivers Hiawathaland Transit	\$ 603,563	\$ 117,317	\$ 213,028	\$ 181,780	\$ 91,438
Trailblazer Transit	\$ 851,104	\$ 146,538	\$ 228,653	\$ 274,337	\$ 201,576
Tri-CAP Transit Connection	\$ 449,823	\$ 61,423	\$ 184,807	\$ 65,457	\$ 138,137
Tri-Valley Heartland Express Bus	\$ 564,160	\$ 111,603	\$ 240,450	\$ 108,401	\$ 103,707
Wadena County Friendly Rider	\$ 219,137	\$ 40,875	\$ 123,256	\$ 4,169	\$ 50,837
Watonwan Co. Take Me There	\$ 222,460	\$ 22,038	\$ 56,866	\$ 51,699	\$ 91,857
Western Community Action Transportation Program	\$ 1,059,545	\$ 117,318	\$ 498,915	\$ 75,047	\$ 368,266
Totals	\$ 17,088,098	\$ 3,032,907	\$ 7,562,847	\$ 2,635,391	\$ 3,856,952

2005 Metropolitan Area Transit Estimated Operating Costs

	Costs	Local Share	Federal Share	State Share
Metro Transit*	\$ 219,897,900	\$72,600,281	\$ 14,823,900	\$132,473,719
Metro Mobility*	\$ 26,969,759	\$ 3,399,803	\$ 4,250,000	\$ 19,319,486
Contracted Regular Route/ Private Operators	\$ 10,744,134	\$ 0	\$ 2,558,857	\$ 7,466,615
Small Urban	\$ 847,071	\$ 0	\$ 0	\$ 847,071
Rural	\$ 2,275,064	\$ 0	\$ 0	\$ 2,275,064
Opt Outs	\$ 27,562,922	\$ 0	\$ 0	\$ 21,287,922
Totals	\$ 292,298,896	\$72,600,281	\$ 21,632,757	\$187,218,743

*Local share for Metro Transit and Metro Mobility includes funds dedicated to transit at their source, Light Rail from Hennepen County, Mn/DOT, advertising, interest earnings, unrealized grants, sale of fixed assets, over reimbursed capital expenditure of bus funds, freight tariffs, charter service funds, some federal funds and gasoline tax.

METROPOLITAN AREA TRANSIT SYSTEMS

	Costs	Local Share	Federal Share	State Share
Metro Transit	\$ 219,897,900	\$72,600,281	\$ 14,823,900	\$132,473,719
Metro Mobility	\$ 26,969,759	\$ 3,399,803	\$ 4,250,000	\$ 19,319,486

CONTRACTED REGULAR ROUTE/PRIVATE OPERATORS

	Costs	Local Share	Federal Share	State Share
Anoka County Traveler	\$ 1,135,500	\$ 0	\$ 283,051	\$ 805,635
Lorenz Bus Company	\$ 1,672,500	\$ 0	\$ 408,886	\$ 1,163,793
MC-BE-Line Routes 538 and 539	\$ 1,436,194	\$ 0	\$ 324,831	\$ 924,550
MC-DARTS Route 417	\$ 38,500	\$ 0	\$ 9,908	\$ 28,202
MC-East Metro Routes 715, 716, 717, 350, 351 and Demand Response	\$ 784,900	\$ 0	\$ 198,661	\$ 565,439
MC Hopkins Routes 604 and 615	\$ 582,580	\$ 0	\$ 142,180	\$ 404,680
MC-Osseo Dial-A-Ride	\$ 23,000	\$ 0	\$ 0	\$ 23,000
MC-Roseville/494 Circulator Routes 87, 225, 227 and 540	\$ 1,062,500	\$ 0	\$ 258,060	\$ 734,504
MC-Senior Community Services Routes 641 and 678	\$ 523,500	\$ 0	\$ 129,741	\$ 369,277
MC-South Washington County Routes 223, 300, 320, 322, 361 and 364	\$ 805,000	\$ 0	\$ 201,015	\$ 572,140
MC-West Metro Redesign Routes 721, 722, 723, 664 and 670	\$ 1,147,630	\$ 0	\$ 270,900	\$ 771,049
MC-Western Suburbs Routes 755 and 756	\$ 1,003,830	\$ 0	\$ 244,046	\$ 694,616
Minnetonka Dial-A-Ride	\$ 167,500	\$ 0	\$ 0	\$ 157,900
Northeast Suburban Transit (NEST) Fixed Route 219	\$ 361,500	\$ 0	\$ 88,478	\$ 251,830
Totals	\$ 10,744,134	\$ 0	\$ 2,558,857	\$ 7,466,615

2005 Metropolitan Area Transit Estimated Operating Costs

SMALL URBAN*

	Costs	Local Share	Federal Share	State Share
Edina Dial A Ride	\$ 36,000	\$ 0	\$ 0	\$ 36,000
Hastings TRAC	\$ 165,000	\$ 0	\$ 0	\$ 165,000
Hopkins Hop-A-Ride	\$ 102,034	\$ 0	\$ 0	\$ 102,034
Lake Area Bus	\$ 270,480	\$ 0	\$ 0	\$ 270,480
Northeast Suburban Transit (NEST Dial-A-Ride	\$ 171,465	\$ 0	\$ 0	\$ 171,465
S.T.E.P. Park People Mover	\$ 24,092	\$ 0	\$ 0	\$ 24,092
Senior Transportation Program	\$ 78,000	\$ 0	\$ 0	\$ 78,000
Totals	\$ 847,071	\$ 0	\$ 0	\$ 847,071

*Excludes Local Funding and Fares

RURAL*

	Costs	Local Share	Federal Share	State Share
Anoka County Traveler	\$ 198,383	\$ 0	\$ 0	\$ 198,383
Anoka County Volunteer	\$ 25,823	\$ 0	\$ 0	\$ 25,823
Carver County Rural Transit/CART DARTS	\$ 254,038	\$ 0	\$ 0	\$ 254,038
H.S.I. Transporter	\$ 249,566	\$ 0	\$ 0	\$ 249,566
H.S.I. Transporter	\$ 725,000	\$ 0	\$ 0	\$ 725,000
Linwood Dial-A-Ride	\$ 11,710	\$ 0	\$ 0	\$ 11,710
PRISM Express	\$ 123,243	\$ 0	\$ 0	\$ 123,243
Scott County Dial-A-Ride	\$ 529,526	\$ 0	\$ 0	\$ 529,526
Scott County Fixed Route				
Senior Community Services-Delano	\$ 68,013	\$ 0	\$ 0	\$ 68,013
Senior Community Services-Reach for Resources	\$ 10,626	\$ 0	\$ 0	\$ 10,626
Senior Community Services-Westonka Rides	\$ 79,136	\$ 0	\$ 0	\$ 79,136
Totals	\$ 2,275,064	\$ 0	\$ 0	\$ 2,275,064

*Excludes Local Funding and Fares

OPT-OUTS*

	Costs	Local Share	Federal Share	State Share
Laker Lines	\$ 551,413	\$ 0	\$ 0	\$ 516,413
Maple Grove Transit	\$ 2,537,235	\$ 0	\$ 0	\$ 1,727,235
Minnesota Valley Transit Authority	\$14,083,966	\$ 0	\$ 0	\$10,733,966
Plymouth Metrolink	\$ 4,034,798	\$ 0	\$ 0	\$ 3,279,798
SouthWest Metro Transit	\$ 6,355,510	\$ 0	\$ 0	\$ 5,030,510
Totals	\$27,562,922	\$ 0	\$ 0	\$21,287,922

*From Management Plan

2004 Greater Minnesota Transit Systems Actual Operating Costs (unaudited amounts)

Greater Minnesota Transit Systems

	Total Costs	Federal Share	State Share	MVST	Local Share
Urbanized	\$17,361,730.98	\$1,797,038.00	\$5,960,334.79	\$4,300,640.80	\$5,303,717.39
Elderly & Handicapped	\$2,969,696.45	\$0.00	\$2,015,458.69	\$65,000.00	\$889,237.76
Small Urban	\$3,583,046.09	\$494,324.39	\$1,176,151.61	\$1,085,665.88	\$826,904.21
Rural	\$16,413,094.90	\$2,370,632.00	\$7,428,514.02	\$3,050,256.35	\$3,563,692.53
Totals	\$40,327,568.42	\$4,661,994.39	\$16,580,459.11	\$8,501,563.03	\$10,583,551.89

Urbanized Systems

	Total Costs	Federal Share	State Share	MVST	Local Share
Duluth Transit Authority (DTA) - Regular Route	\$8,912,037.51	\$449,344.00	\$3,893,454.39	\$1,717,113.61	\$2,852,125.51
East Grand Forks Transit	\$176,990.59	\$50,230.00	\$20,718.48	\$88,343.05	\$17,699.06
La Crescent Apple Express	\$149,397.00	\$27,255.50	\$40,528.00	\$35,112.50	\$46,501.00
Moorhead Metropolitan Area Transit	\$1,008,182.56	\$229,190.00	\$251,321.04	\$326,035.01	\$201,636.51
Rochester City Lines	\$3,063,303.25	\$518,018.50	\$1,020,832.78	\$406,220.73	\$1,118,231.24
St. Cloud Metro Bus - RR	\$4,051,820.07	\$523,000.00	\$733,480.10	\$1,727,815.90	\$1,067,524.00
Totals	\$17,361,730.98	\$1,797,038.00	\$5,960,334.79	\$4,300,640.80	\$5,303,717.39

Elderly & Handicapped Systems

	Total Costs	Federal Share	State Share	MVST	Local Share
Duluth Transit Authority (DTA) - STRIDE	\$535,703.12	\$0.00	\$330,950.00	\$15,000.00	\$189,753.12
East Grand Forks Dial-A-Ride	\$39,158.46	\$0.00	\$28,284.69	\$5,000.00	\$5,873.77
Moorhead MAT Paratransit	\$148,227.51	\$0.00	\$103,983.00	\$15,000.00	\$29,244.51
Rochester Dial-A-Ride	\$482,264.25	\$0.00	\$381,652.50	\$15,000.00	\$85,611.75
St. Cloud Metro Bus - DAR	\$1,764,343.11	\$0.00	\$1,170,588.50	\$15,000.00	\$578,754.61
Totals	\$2,969,696.45	\$0.00	\$2,015,458.69	\$65,000.00	\$889,237.76

Small Urban Systems

	Total Costs	Federal Share	State Share	MVST	Local Share
Albert Lea Transit	\$184,836.94	\$20,226.00	\$88,466.50	\$21,067.50	\$55,076.94
Benson Heartland Express	\$126,215.86	\$19,878.19	\$26,143.44	\$54,951.06	\$25,243.17
Cloquet Public Transit System	\$124,528.37	\$17,259.51	\$69,722.69	\$12,640.50	\$24,905.67
Faribault Flyer	\$153,436.86	\$26,721.45	\$27,958.48	\$73,916.03	\$24,840.90
Granite Falls Heartland Express	\$86,806.35	\$10,734.00	\$31,294.90	\$18,507.10	\$26,270.35
Hibbing Area Transit	\$170,483.83	\$26,358.07	\$79,129.99	\$30,899.00	\$34,096.77
Le Sueur Heartland Express	\$162,217.61	\$25,964.00	\$55,671.60	\$43,820.40	\$36,761.61
Mankato Heartland Express	\$1,051,694.52	\$133,675.59	\$209,867.96	\$485,780.04	\$222,370.93
Montevideo Heartland Express	\$88,332.45	\$14,274.76	\$24,216.91	\$32,174.29	\$17,666.49
Monticello Heartland Express	\$71,716.60	\$9,880.00	\$4,777.17	\$33,342.83	\$23,716.60
Morris Transit	\$269,095.86	\$41,899.18	\$104,891.28	\$68,486.23	\$53,819.17
Northfield Transit	\$246,549.85	\$37,404.00	\$83,587.00	\$70,225.00	\$55,333.85
St. Peter Transit	\$212,569.37	\$26,842.00	\$83,761.14	\$35,724.86	\$66,241.37
Stewartville Heartland Express	\$56,964.21	\$8,860.07	\$16,767.40	\$19,943.90	\$11,392.84
Virginia Dial-A-Ride	\$176,327.32	\$26,104.17	\$100,912.69	\$14,045.00	\$35,265.46
Winona Transit Service	\$401,270.09	\$48,243.40	\$168,982.46	\$70,142.14	\$113,902.09
Totals	\$3,583,046.09	\$494,324.39	\$1,176,151.61	\$1,085,665.88	\$826,904.21

2004 Greater Minnesota Transit Systems Actual Operating Costs

(unaudited amounts)

Rural Systems

	Total Costs	Federal Share	State Share	MVST	Local Share
Annandale Heartland Transit	\$ 121,191.26	\$ 12,284.00	\$ 68,046.00	\$ 8,427.00	\$ 32,434.26
Arrowhead Transit	\$ 2,709,410.33	\$ 478,400.00	\$1,724,630.24	\$ 99,968.54	\$ 406,411.55
Austin-Mower County Area Transit	\$ 453,456.74	\$ 33,766.00	\$ 256,016.21	\$ 62,823.29	\$ 100,851.24
Becker County Transit	\$ 218,033.62	\$ 31,420.09	\$ 112,335.29	\$ 41,573.20	\$ 32,705.04
Brainerd/CrowWing Public Transit	\$ 690,553.83	\$ 115,902.77	\$ 326,820.49	\$ 144,247.50	\$ 103,583.07
Brown County Heartland Express	\$ 440,849.00	\$ 70,401.80	\$ 223,041.43	\$ 81,278.42	\$ 66,127.35
Chisago - Isanti County Heartland Express	\$ 618,590.89	\$ 88,544.00	\$ 185,221.28	\$ 162,896.73	\$ 181,928.88
Clay County Rural Transit	\$ 225,702.40	\$ 38,584.41	\$ 101,480.12	\$ 51,782.51	\$ 33,855.36
Cottonwood County Transit	\$ 99,435.51	\$ 12,210.00	\$ 57,799.38	\$ 8,360.63	\$ 21,065.50
Dawson Heartland Express	\$ 73,640.55	\$ 10,890.00	\$ 20,890.06	\$ 25,509.94	\$ 16,350.55
FAR North Public Transit	\$ 223,597.31	\$ 37,720.00	\$ 110,389.55	\$ 41,525.45	\$ 33,962.31
Faribault County Prairie Express	\$ 134,866.25	\$ 21,314.00	\$ 37,555.00	\$ 49,157.50	\$ 26,839.75
Fosston Transit	\$ 55,289.39	\$ 8,108.95	\$ 35,589.27	\$ 3,297.76	\$ 8,293.41
Grant County ALPHA Transit	\$ 123,454.40	\$ 9,381.53	\$ 75,650.47	\$ 5,000.00	\$ 33,422.40
Hubbard County Heartland Express	\$ 185,741.55	\$ 27,246.00	\$ 55,201.10	\$ 67,696.90	\$ 35,597.55
Kandiyohi Area Transit (KAT)	\$ 694,029.91	\$ 102,718.00	\$ 307,517.34	\$ 163,846.16	\$ 119,948.41
Lincoln County Heartland Express	\$ 150,803.32	\$ 22,508.00	\$ 41,673.26	\$ 52,727.74	\$ 33,894.32
Mahnomen County Heartland Express	\$ 124,634.48	\$ 22,060.17	\$ 35,617.70	\$ 48,261.43	\$ 18,695.18
Martin County Express	\$ 356,261.72	\$ 41,515.20	\$ 229,709.30	\$ 5,000.00	\$ 80,037.22
Meeker County Public Transit	\$ 235,509.69	\$ 26,500.00	\$ 61,332.50	\$ 70,225.00	\$ 77,452.19
MorrTrans	\$ 154,258.15	\$ 28,394.29	\$ 60,477.78	\$ 42,247.36	\$ 23,138.72
Murray County Heartland Express	\$ 80,640.84	\$ 11,197.20	\$ 32,115.85	\$ 16,994.45	\$ 20,333.34
Paul Bunyan Transit	\$ 491,673.32	\$ 82,737.08	\$ 251,425.08	\$ 83,760.16	\$ 73,751.00
Pelican Rapids Transit	\$ 8,977.95	\$ 0.00	\$ 2,770.36	\$ 3,880.64	\$ 2,326.95
Pine River Ride With Us Bus	\$ 57,592.14	\$ 10,605.38	\$ 23,074.00	\$ 15,273.94	\$ 8,638.82
Pipestone County Transit System	\$ 246,640.49	\$ 37,906.00	\$ 90,807.19	\$ 75,286.81	\$ 42,640.49
Prairie Five RIDES	\$ 611,306.27	\$ 66,500.00	\$ 260,219.60	\$ 85,955.40	\$ 198,631.27
Prairieland Transit System	\$ 256,980.26	\$ 39,617.25	\$ 106,054.65	\$ 56,180.00	\$ 55,128.36
Rainbow Rider	\$ 926,349.99	\$ 105,982.40	\$ 397,907.44	\$ 212,099.16	\$ 210,360.99
Red Lake Transit	\$ 140,181.16	\$ 61,267.07	\$ 0.00	\$ 0.00	\$ 78,914.09
Red Wing RIDE	\$ 323,472.92	\$ 47,664.00	\$ 69,999.98	\$ 112,992.03	\$ 92,816.91
Renville County Heartland Express	\$ 207,513.93	\$ 22,946.00	\$ 70,345.18	\$ 62,241.83	\$ 51,980.92
RiverRider Public Transit System	\$ 547,228.66	\$ 63,166.00	\$ 206,657.94	\$ 130,169.06	\$ 147,235.66
Rock County Heartland Express	\$ 230,887.34	\$ 34,864.20	\$ 116,222.60	\$ 37,205.20	\$ 42,595.34
Rum River Transportation Collaborative, Inc.	\$ 202,432.49	\$ 20,414.93	\$ 73,053.32	\$ 37,219.25	\$ 71,744.99
SEMCAC Transportation	\$ 167,431.35	\$ 18,684.87	\$ 88,800.18	\$ 34,831.60	\$ 25,114.70
Steele County Area Transit (SCAT)	\$ 298,566.47	\$ 43,606.61	\$ 161,017.39	\$ 49,157.50	\$ 44,784.97
Three Rivers Hiawathaland Transit	\$ 333,873.82	\$ 48,974.00	\$ 97,966.46	\$ 106,410.54	\$ 80,522.82
Trailblazer Transit	\$ 798,916.46	\$ 118,232.00	\$ 188,496.50	\$ 330,057.50	\$ 162,130.46
Tri-CAP Transit Connection	\$ 399,385.00	\$ 54,400.00	\$ 172,237.89	\$ 78,937.11	\$ 93,810.00
Tri-Valley Heartland Express Bus	\$ 581,751.70	\$ 90,415.20	\$ 232,162.14	\$ 128,843.21	\$ 130,331.15
Wadena County - Friendly Rider	\$ 195,908.58	\$ 32,134.00	\$ 125,785.50	\$ 5,000.00	\$ 32,989.08
Watonswan Take Me There (TMT)	\$ 197,181.00	\$ 23,851.00	\$ 42,386.50	\$ 61,798.00	\$ 69,145.50
Western Community Action Transportation Program	\$ 1,018,892.46	\$ 95,597.60	\$ 492,014.50	\$ 90,109.90	\$ 341,170.46
Totals	\$16,413,094.90	\$2,370,632.00	\$7,428,514.02	\$3,050,256.35	\$3,563,692.53

2004 Metropolitan Area Transit Actual Operating Costs (unaudited amounts)

As reported by the Metropolitan Council from their 2004 National Transit Database Report.

	Costs	Local Share	Federal Share	State Share
Metro Transit*	\$ 198,146,950	\$ 56,214,643	\$ 13,647,600	\$ 128,284,707
Metro Mobility	\$ 26,537,033	\$ 3,071,289	\$ 4,000,000	\$ 19,465,744
Private Operators	\$ 9,815,374	\$ 23,120	\$ 0	\$ 9,202,053
Small Urban	\$ 1,302,309	\$ 257,313	\$ 49,782	\$ 835,692
Rural	\$ 7,950,151	\$ 1,110,351	\$ 288,169	\$ 5,543,967
Opt Outs	\$ 23,768,270	\$ 357,695	\$ 124,729	\$ 17,377,318
Total	\$ 267,644,358	\$ 61,034,411	\$ 18,110,280	\$ 180,828,672

*Local share for Metro Transit and Metro Mobility includes funds dedicated to transit at their source. Light Rail from Hennepin County, Mn/DOT, advertising, interest earnings, unrealized grants, sales of fixed assets, over reimbursed capital expenditures, school bus funds, freight tariffs, charter service funds, some federal funds and gasoline tax.

METROPOLITAN AREA TRANSIT SYSTEMS

	Costs	Local Share	Federal Share	State Share
Metro Transit	\$ 198,146,950	\$ 56,214,643	\$ 13,647,600	\$ 128,284,707
Metro Mobility	\$ 26,537,033	\$ 3,071,289	\$ 4,000,000	\$ 19,465,744

PRIVATE OPERATORS

	Costs	Local Share	Federal Share	State Share
Anoka County Traveler	\$ 987,233	\$ 23,083	\$ 0	\$ 916,987
Lorenz Bus Company	\$ 1,632,993	\$ 0	\$ 0	\$ 1,547,282
MC-BE-Line Routes 538 and 539	\$ 1,003,680	\$ 0	\$ 0	\$ 917,259
MC-DARTS Route 417	\$ 37,503	\$ 0	\$ 0	\$ 37,127
MC-East Metro Routes 715, 716, 717, 350 and 351	\$ 558,323	\$ 0	\$ 0	\$ 546,776
MC-East Metro Redesign Demand Response	\$ 160,181	\$ 0	\$ 0	\$ 154,672
MC-Hopkins Routes 604 and 615	\$ 584,541	\$ 0	\$ 0	\$ 552,230
MC-Osseo Dial-A-Ride	\$ 22,543	\$ 0	\$ 0	\$ 22,543
MC-Roseville/494 Circulator Routes 87, 225, 227 and 540	\$ 1,055,984	\$ 0	\$ 0	\$ 989,544
MC-Senior Community Services Routes 641 and 678	\$ 353,265	\$ 0	\$ 0	\$ 332,246
MC-South Washington County Routes 223, 300, 320, 322, 361 and 364	\$ 225,536	\$ 0	\$ 0	\$ 215,855
MC-West Metro Redesign Routes 721, 722, 723, 664 and 670	\$ 1,169,572	\$ 0	\$ 0	\$ 1,055,876
MC-Western Suburbs Routes 755/756	\$ 960,893	\$ 0	\$ 0	\$ 904,470
Minnetonka Dial-A-Ride	\$ 165,121	\$ 0	\$ 0	\$ 152,490
Northeast Suburban Transit (NEST) Fixed Route 219	\$ 346,016	\$ 37	\$ 0	\$ 324,608
St. Croix Valley Transit	\$ 551,990	\$ 0	\$ 0	\$ 532,088
Totals	\$ 9,815,374	\$ 23,120	\$ 0	\$ 9,202,053

(MC = Metropolitan Council)

2004 Metropolitan Area Transit Actual Operating Costs (unaudited amounts)

SMALL URBAN

	Costs	Local Share	Federal Share	State Share
Edina Dial-A-Ride	\$ 60,729	\$ 16,673	\$ 0	\$ 36,000
Hastings TRAC	\$ 255,029	\$ 7,515	\$ 44,808	\$ 168,165
Hopkins Hop-A-Ride	\$ 122,588	\$ 13,957	\$ 0	\$ 93,990
Lake Area Bus	\$ 386,733	\$ 80,757	\$ 0	\$ 270,480
Northeast Suburban Transit (NEST) Dial-A-Ride	\$ 271,474	\$ 64,217	\$ 0	\$ 171,465
S.T.E.P. Park People Mover	\$ 36,683	\$ 10,635	\$ 0	\$ 24,092
Senior Transportation Program	\$ 169,073	\$ 63,559	\$ 4,974	\$ 71,500
Totals	\$ 1,302,309	\$ 257,313	\$ 49,782	\$ 835,692

RURAL

	Costs	Local Share	Federal Share	State Share
Anoka County Volunteer	\$ 60,958	\$ 15,485	\$ 0	\$ 29,819
Anoka County Dial-A-Ride	\$ 1,544,168	\$ 338,949	\$ 0	\$ 1,004,857
Carver County Rural Transit/CART	\$ 380,704	\$ 21,772	\$ 59,583	\$ 254,222
DARTS	\$ 3,186,132	\$ 302,520	\$ 102,598	\$ 2,512,158
H.S.I. Transporter	\$ 1,292,980	\$ 118,971	\$ 0	\$ 949,782
Linwood Dial-A-Ride	\$ 49,284	\$ 39,799	\$ 0	\$ 9,485
PRISM Express	\$ 244,457	\$ 141,214	\$ 8,067	\$ 70,000
Scott County Dial-A-Ride	\$ 817,331	\$ 42,854	\$ 88,678	\$ 494,101
Scott County Fixed Route	\$ 91,882	\$ 3,741	\$ 9,986	\$ 57,483
Senior Community Services-Delano	\$ 128,613	\$ 47,548	\$ 0	\$ 73,761
Senior Community Services-Reach for Resources	\$ 26,763	\$ 13,048	\$ 0	\$ 10,626
Senior Community Services-Westonka Rides	\$ 126,879	\$ 24,450	\$ 19,257	\$ 77,673
Totals	\$ 7,950,151	\$ 1,110,351	\$ 288,169	\$ 5,543,967

OPT-OUTS

	Costs	Local Share	Federal Share	State Share
Laker Lines	\$ 364,939	\$ 29,800	\$ 0	\$ 293,591
Maple Grove Transit	\$ 2,180,448	\$ 82,232	\$ 0	\$ 1,338,956
Minnesota Valley Transit Authority	\$ 11,657,225	\$ 145,161	\$ 0	\$ 8,047,932
Plymouth Metrolink	\$ 3,990,565	\$ 0	\$ 0	\$ 3,361,051
SouthWest Metro Transit	\$ 5,575,093	\$ 100,502	\$ 124,729	\$ 4,335,788
Totals	\$ 23,768,270	\$ 357,695	\$ 124,729	\$ 17,377,318

Other

	Costs	Local Share	Federal Share	State Share
Northstar Commuter Coach	\$ 462,043	\$ 164,017	\$ 0	\$ 0
Van-Go	\$ 809,310	\$ 438,081	\$ 371,228	\$ 0
Totals	\$ 1,271,353	\$ 602,098	\$ 371,228	\$ 0

Glossary

This glossary contains certain technical terms, which appear in the 2005 Minnesota Transit Report. Many of these terms have multiple definitions; therefore, these terms are defined as they are used in the context of this report.

Accessible Vehicle – A public transportation revenue vehicle that does not restrict access, is usable, and provides allocated space and/or priority seating for individuals who use wheelchairs.

Americans with Disabilities Act (ADA) – The passage of the Americans with Disabilities Act in July 1991 gave direction to local transit agencies to ensure full access to transportation for persons with disabilities.

Base Fare – The price charged to one adult for one transit ride; excludes transfer charges, zone charges, express service charges, peak period surcharges and reduced fares.

Bus Rodeo – A competition in which transit bus drivers demonstrate skills, such as emergency stops and maneuvers.

Capital Cost – The cost of equipment and facilities required to support transportation systems: vehicles, radios, shelters, etc.

Car Pool – An arrangement where people share the use and cost of privately owned automobiles in traveling to and from pre-arranged destinations.

Charter Service – Transportation service offered to the public on an exclusive group basis. It is provided with a vehicle that is licensed to render charter service and engage at a specific price for the trip or a period of time, usually on a reservation or contractual basis.

Commercial Driver's License (CDL) – A special operating license for drivers of certain types of vehicles based on the weight and seating capacity.

Coordination – A cooperative arrangement among transportation providers and/or purchasers, which is aimed at realizing, increased benefits through the shared management and/or operation of one or more transportation related function.

Cost Effectiveness – The ratio of the cost of a transit system to the level of service provided. Various measures may be used to determine cost effectiveness, as an example, cost per passenger trip.

Dedicated Funding Source – A funding source, which by law, is available for use only to support a specific purpose, and cannot be diverted to other uses; e.g., the federal gasoline tax can only be used for highway investments and, since 1983, for transit capital projects.

Demand Responsive/ Dial A Ride Service – A transportation service characterized by flexible routing and scheduling of relatively small vehicles to provide door-to-door or point-to-point transportation at the user's demand.

Elderly and Disabled Transportation – Transportation service to persons that are physically disabled and/or elderly and live in areas with a population over 50,000 (Section 5307).

Express Commuter Service – Transit service generally connecting residential areas and activity centers via a high speed, non-stop connection.

Glossary

Fare – The payment for a ride on a passenger vehicle, whether cash, tokens, transfer or pass.

Fare box – A device that accepts coins, bills, tickets and tokens given by passengers as payment for rides.

Fare box Recovery Ratio – Total fare revenue divided by the total operating cost.

Federal Transit Administration (FTA) – A part of the United States Department of Transportation that administers the federal program of financial assistance to public transit.

Fixed-Route – Transportation service operated over a set route or network of routes on a regular time schedule. (Also known as Regular Route).

Flexible-Fixed Route – Transportation service that operates on a regular route, but will on demand change the route to meet the user's needs. (See Route Deviation).

Inter City Bus – (over -the-road coach) a large bus with luggage space, used primarily for transportation between cities.

Light Rail Transit (LRT) – A metropolitan electric railway system characterized by its ability to operate single cars or short trains along exclusive right-of-way at ground level, or aerial structures, in subways, or occasionally, in streets.

Marketing – A comprehensive process to induce greater usage of transportation services by determining the needs or demand of the community and potential customers, developing and implementing service on the basis of these needs, pricing the services, promoting the services, and evaluating the services as implemented in relation to customer needs and marketing goals.

Metro Mobility – The metropolitan-wide special transportation service of the Twin Cities.

MVST (Motor Vehicle Sales Tax) – A source of revenue for Minnesota public transit. For fiscal years 2003-2006, 21.5% of money collected on the purchase price of motor vehicles registered in Minnesota is deposited in the metropolitan area transit fund; 1.43% is deposited in the Greater Minnesota transit fund. The Greater Minnesota transit fund supports the Public Transit Participation Program in Minnesota Statutes, Section 174.24 for Greater Minnesota public transit.

Operating Cost – The recurring costs of providing transit service, i.e., wages, salaries, fuel, oil, taxes, maintenance, depreciation, insurance, marketing, etc.

Operating Deficit – Total-operating expenses minus total operating revenue.

Operating Revenue – The total revenue earned by a transit agency through its transit operations. It includes passenger fares, advertising and other revenue.

Opt-Out – Replacement service program in the twin cities metro area (see Minnesota Statutes Section 473.388).

Para transit– Flexible forms of public transportation services that are not provided over a fixed-route e.g. demand responsive service.

Glossary

Park and Ride Facility – A common location (e.g. parking lot) for individuals to transfer from a low to a high occupancy travel mode.

Pass – A means of transit payment, usually a pre-paid card that carries some identification that is displayed to the driver in lieu of paying cash for the fare.

Passengers Per Mile – The total number of passenger trips provided by a transit system divided by the number of miles traveled.

Passenger Trip – One person making a one-way trip from origin to destination. One round trip equals two passenger trips.

Peak Period – The hours when traffic or passenger demand is the greatest.

Point Deviation – Transportation service in which the transit vehicle is required to arrive at designated transit stops in accordance with a prearranged schedule but is not given a specific route to follow between these stops. It allows the vehicle to provide curbside service for those who request it.

Public Transportation – Transportation service that is available to any person upon payment of the fare either directly, subsidized by public policy, or through some contractual arrangement, and which cannot be reserved for the private or exclusive use of one individual or group. “Public” in this sense refers to the access to the service, not to the ownership of the system that provides the service.

Ridesharing – A form of transportation, other than public transit, in which more than one person shares in the use of the vehicle, such as a van or car, to make a trip.

Revenue Vehicle Miles – The total mileage incurred in scheduled service. Excludes non-service mileage (deadhead, training, etc.), charter mileage, exclusive service mileage, and mileage lost due to missed runs.

Revenue Hours – The total number of hours when the vehicle is in revenue service (e.g., the time when a vehicle is available to the general public and there is an expectation of carrying passengers). Excludes deadhead hours, but includes recovery/layover time.

Route Deviation – Transportation service on a non-exclusive basis, that operates along a public right-of-way, on a standard route, from which it may deviate from time to time, in response to a demand for its service or to take a passenger to a destination, after which it returns to its standard route.

RTAP (Rural Transit Assistance Program) – The section of the Federal Transit Act of 1991, as amended, that provides funds for training, technical assistance, research and other support services for rural transit providers.

Rural Area – A geographic area with a population of less than 2,500 (Section 5311).

SAFETEA-LU – the **Safe, Accountable, Flexible, Efficient Transportation Equity Act: A Legacy for Users**, which was signed into law in August 2005. SAFETEA-LU addresses transportation challenges such as improving safety, reducing traffic congestion, improving efficiency in freight movement, increasing intermodal connectivity and protecting the environment.

Glossary

Section 5303 (Metropolitan Planning Program) – The section of the Federal Transit Act of 1991, as amended, that provides financial assistance to metropolitan planning organizations which are responsible for conducting planning activities and technical assistance for public transit services. The program is expected to support the basic transportation planning process underway in urbanized areas, including capital planning, financial planning, and operations-related planning essential to the provision of transit services.

Section 5303/5313 (Consolidated Planning Grant) – The combination of the FTA's planning grant and the Federal Highway Administrations PL Planning program into one consolidated grant.

Section 5307 (Urbanized Area Formula Program) – The section of the Federal Transit Act of 1991, as amended, that authorizes grants to public transit systems in urban areas over 50,000 populations for both capital and operating projects. Based on population and density figures, these funds are distributed directly to the transit agency from the FTA.

Section 5309 (Capital Program) – The section of the Federal Transit Act of 1991, as amended, that authorizes discretionary capital assistance for major capital needs, such as fleet replacement and construction of transit facilities.

Section 5310 (Elderly and Persons with Disabilities Program) – The section of the Federal Transit Act of 1991, as amended, that provides grant funds for the purchase of accessible vehicles and related support equipment for private non-profit organizations to serve elderly and/or disabled people, public bodies that coordinate services for elderly and disabled, or any public body that certifies to the State that non-profits in the area are not readily available to carry out the services.

Section 5311 (Non-urbanized Area Formula Program) – The section of the Federal Transit Act of 1991, as amended, that authorizes grants to public transit systems in non-urbanized areas (under 50,000 population). The funds initially go to the Governor of each state. In Minnesota, the Minnesota Department of Transportation administers these funds.

Section 5313 (State Planning and Research Program) – The section of the Federal Transit Act of 1991, as amended, that provides financial assistance to the States for purposes of planning, technical studies and assistance, demonstrations, management training, and cooperative research activities.

Service Area – The geographic area that coincides with a transit system's legal operating limits (i.e. urbanized area, city limits, or county boundary).

Service Span – The duration of time that service is made available or operated during the course of the service day e.g., 6 a.m. to 10 p.m.

Shared-Ride Taxi – A demand responsive service in which taxis carry several unrelated passengers with different origins and destinations.

Small Urban – A geographic area with a central city that has a population of between 2,500 and 50,000 (Section 5311).

Glossary

Special Transportation Services (STS) - Transportation provided by a carrier on a regular basis designed to serve individuals who are elderly, handicapped, or disabled and are unable to use regular types of transportation. In Minnesota, carriers must be certified by the Office of Freight and Commercial Vehicle Operations before providing transportation. Terms and conditions for STS service are in the Minnesota Department of Transportation's Special Transportation Service Rules, parts 8840.5100 through 8840.6300.

State Public Transit Assistance – Funds appropriated by the Minnesota State legislature to be used to support the day-to-day operational costs of providing transit.

Subscription Service – Transportation service in which routes and schedules are prearranged to meet the needs of riders who sign up for the service in advance.

System Miles - The miles a transit vehicle travels from the time it goes into revenue service to the time it returns from revenue service. It is often called platform miles. It includes revenue miles and deadhead miles.

TEA 21 – Transportation Equity Act for the 21st Century, reauthorization of ISTEA for FY 1998 – 2003.

Total Operating Cost – The total of all operating costs incurred during the transit system calendar year, excluding expenses associated with capital grants.

Total Passengers – The total of all revenue passengers plus transfer passengers on second and successive rides, and free ride passengers.

Transit – Transportation by bus, rail, or other conveyance, either publicly or privately owned, which provides to the public, general or special service on a regular and continuing basis. Also known as “mass transportation,” “mass transit” and “transit.” The term includes fixed-route and Para transit services as well as ridesharing.

Transit Dependent – A person who does not have immediate access to a private vehicle, or because of age or health reasons cannot drive and must rely on others for transportation.

Urbanized Area – A geographic area with a central city that has a population of over 50,000 (Section 5307).

Vanpool – A Para transit service by a van on a scheduled or unscheduled basis with at least five persons as occupants.

Glossary

Vehicles - Transit vehicles are classified according to the following guidelines:

Class 300 Small, Light-Duty Cutaway Chassis Bus
(Up to 150" Wheelbase) (Up to 12,500 GVWR)

Class 400 Medium, Light-Duty Cutaway Chassis Bus
(151" to 180" Wheelbase) (12,300 to 16,000 GVWR)

Class 500 Medium-Duty Purpose Built Bus
(17,000 – 24,000 GVWR)

Class 600 Medium, Heavy-Duty Purpose Built Bus
(21,000-32,000 GVWR)

Class 700 Large, Heavy-Duty Purpose Built Bus
(over 32,000 GVWR)

Volunteer Driver Program - – Transportation service provided by persons who utilize their own personal vehicle and are compensated for miles traveled.