

**2004
PROBATION SURVEY**

Minnesota Department of Corrections
1450 Energy Park Drive, Suite 200
St. Paul, MN 55108-5219
(651) 642-0200
TTY (651) 643-3589
October 2005

This information will be provided in
alternative format upon request.

TABLE OF CONTENTS

Introduction.....	3
Methodology	3
Survey Design.....	3
Survey Administration.....	3
Data Quality.....	4
Findings.....	5
Table 1. Minnesota Probation Population, 1995-2004	5
Table 2. Five Largest Probation Organizations in Minnesota	5
Table 3. 2004 Probation Totals, by Delivery System	6
Table 4. 2004 Probation Totals, Metro vs. Non-Metro.....	6
Figure 1. Adult Probationers By Gender: 1998-2004.....	7
Figure 2. Juvenile Probationers By Gender: 1998-2004.....	7
Figure 3. Adult Probationers By Race: 1998-2004.....	8
Figure 4. Juvenile Probationers By Race: 1998-2004	8
Figure 5. Ethnicity Status: 1998-2004	9
Appendices	
Appendix A. 2004 Probation Survey and Instructions	10
Appendix B. 2004 Probation Survey Data By County	14
Appendix C. 2004 Supervised Release Totals.....	34
Appendix D. Probation in Minnesota (Map)	40

Introduction

Minnesota's probation system is a combination of state and county agencies spread throughout the state's 87 counties. In 27 counties, the Minnesota Department of Corrections (DOC) provides all probation services. In 29 counties, probation services are provided by a combination of county probation offices (CPO) and the DOC. In these counties, the DOC provides supervision for adult felons and the county provides supervision for juveniles and adult non-felony cases. The remaining 31 counties participate in the Minnesota Community Corrections Act (CCA) where county staff provides all probation services.

The primary purpose of the Minnesota Probation Survey is to collect probation data from all counties annually for use by the DOC, the Minnesota Legislature, other state agencies, county probation offices, and other entities for management, policy-making, and federal reporting purposes. Please note: This survey does *not* count all offenders that state or county probation agencies provide service to; the survey is specifically designed to count only those offenders under "probation" supervision.

Methodology

Survey Design

The probation survey was originally designed to collect data requested by the Bureau of the Census and the Bureau of Justice Statistics regarding Minnesota probationers. In the past, two important tenets were considered in the survey design: the definition of "probationer" and capturing an individual probationer only once.

The definition of "probationer" has essentially stayed the same and refers to both adults and juveniles: "All probationers, regardless of conviction status, who were under the supervision of a probation agent as part of a court order at any time including those ordered to pay restitution, complete community service, or monitoring."

Survey Administration

As part of Minnesota's criminal justice information integration efforts, the Statewide Supervision System (S³) was designed to provide criminal justice professionals with electronic offender information through a secure website. This information includes data on juveniles and adults who are or have been on probation, detention, imprisoned, or jailed.

The DOC was able to pull and compile probation data directly from S³ for 86 counties. For those counties, the DOC made county reports available for review and approval by each county prior to publication in this report. Hennepin County data was reported directly from their agency by using the standard Probation Survey questionnaire (see Appendix A).

Data Quality

Caution must be used before drawing any conclusions from the fluctuation in total probationers since 2000. A great deal of the variance can be attributed to a concerted effort on the part of county and state agencies to clarify data definitions and submission standards.

Findings

Table 1. Minnesota Probation Population: 1995-2004

	Felony	Gross Misdemeanor	Misdemeanor	All Adults	Juvenile	All Probationers
1995	26,114	19,966	37,698	83,778	15,655	99,433
1996	27,373	20,736	39,930	88,039	15,835	103,874
1997	29,694	22,120	43,106	94,920	17,144	112,064
1998	33,829	24,732	42,257	100,818	17,774	118,592
1999	33,896	26,797	43,922	104,615	18,000	122,615
2000	36,704	29,889	48,589	115,182	16,695	131,877
2001	35,186	31,119	47,303	113,608	16,723	130,331
2002	38,862	34,644	48,402	121,915	17,460	139,375
2003	38,130	31,877	40,726	110,733	15,977	126,710
2004	40,107	32,031	41,102	113,240	15,142	128,382

Table 2. Five Largest Probation Organizations in Minnesota

	Adult Felony 2004	Adult Gross Misdemeanor 2004	Adult Misdemeanor 2004	Juvenile 2004	Total 2004
Hennepin County Community Corrections	10,604	7,229	8,395	4,160	30,388
Minnesota Dept of Corrections Field Services	9,879	3,532	1,873	1,863	17,147
Ramsey County Community Corrections	5,594	2,853	5,551	1,519	15,517
Anoka County Community Corrections	2,560	3,120	5,153	1,016	11,849
Dakota County Community Corrections	2,967	2,041	2,270	696	7,974
Statewide Total	40,107	32,031	41,102	15,142	128,382

Table 3. 2004 Probation Totals, by Delivery System

	2004 Year end	Males	Females	White	Black	American Indian	Asian	Other	Hispanic	Non-Hispanic
CCA agencies	92,783	71,637	21,146	64,132	18,155	2,661	2,467	5,368	3,536	89,247
CPO agencies	18,452	14,490	3,962	14,919	499	850	111	2,073	84	18,368
DOC agencies	17,147	13,379	3,768	13,967	696	1,704	168	612	131	17,016
Total	128,382	99,506	28,876	93,018	19,350	5,215	2,746	8,053	3,751	124,631

Table 4. 2004 Probation Totals, Metro vs. Non-Metro

	2004 Year end	Males	Females	White	Black	American Indian	Asian	Other	Hispanic	Non-Hispanic
7-County Metro*	73,748	56,649	17,099	48,017	17,066	1,688	2,253	4,724	2,862	70,886
Non-metro	54,634	42,857	11,777	45,001	2,284	3,527	493	3,329	889	53,745
Total	128,382	99,506	28,876	93,018	19,350	5,215	2,746	7,083	970	3,751

**7-County Metro: Anoka, Carver, Dakota, Hennepin, Ramsey, Scott, Washington*

Figure 1. Adult Probationers By Gender: 1998-2004

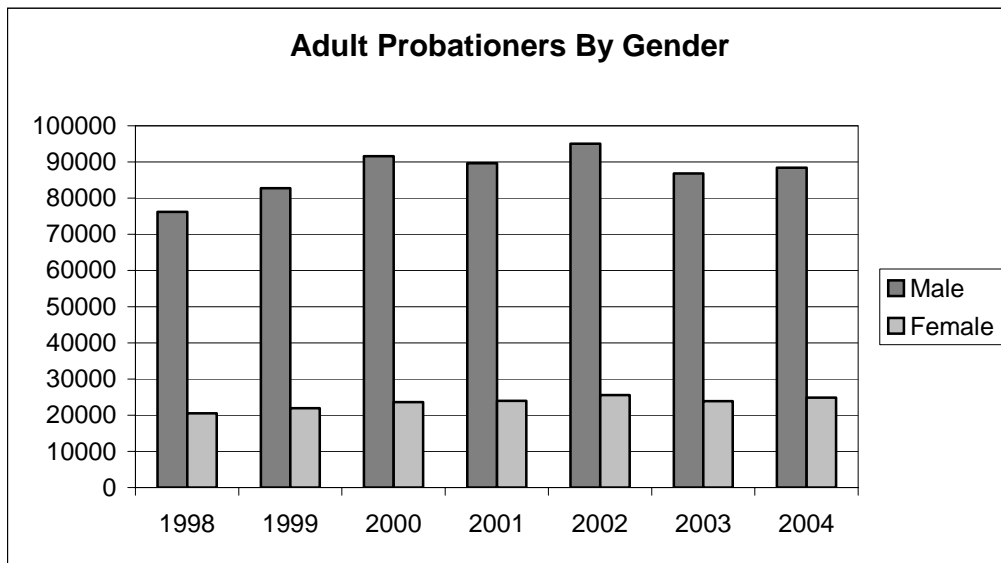


Figure 2. Juvenile Probationers By Gender: 1998-2004

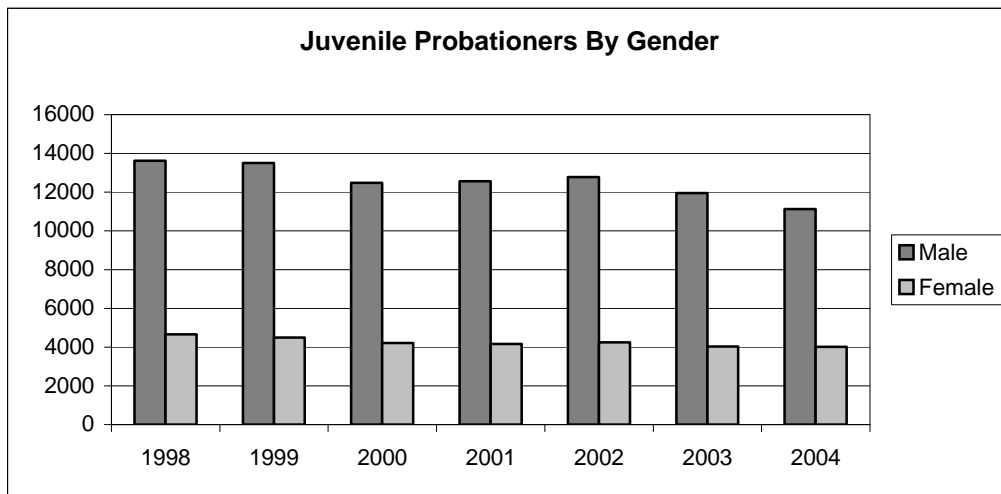


Figure 3. Adult Probationers By Race: 1998-2004

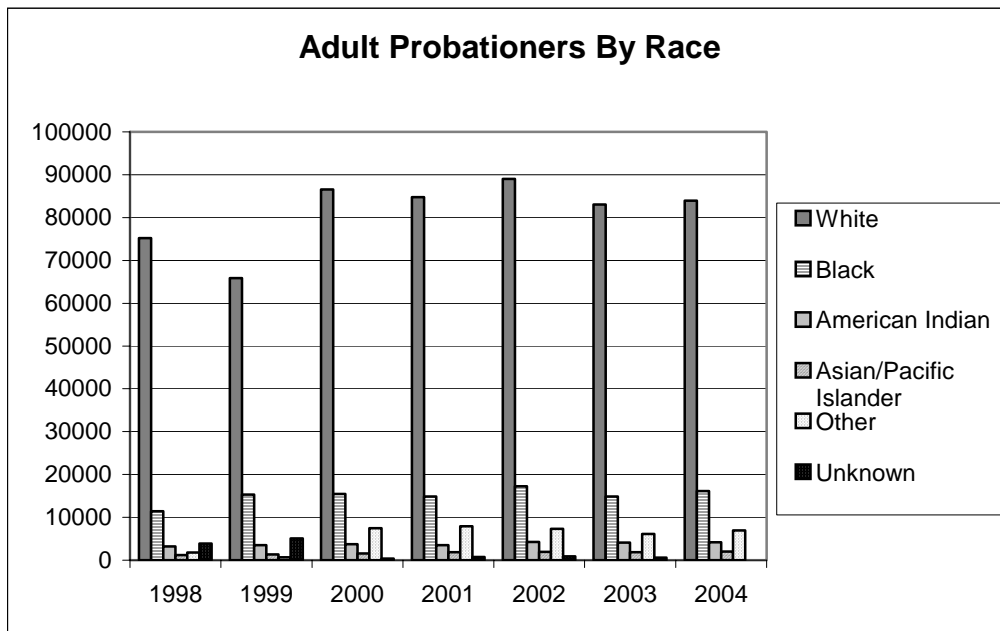


Figure 4. Juvenile Probationers By Race: 1998-2004

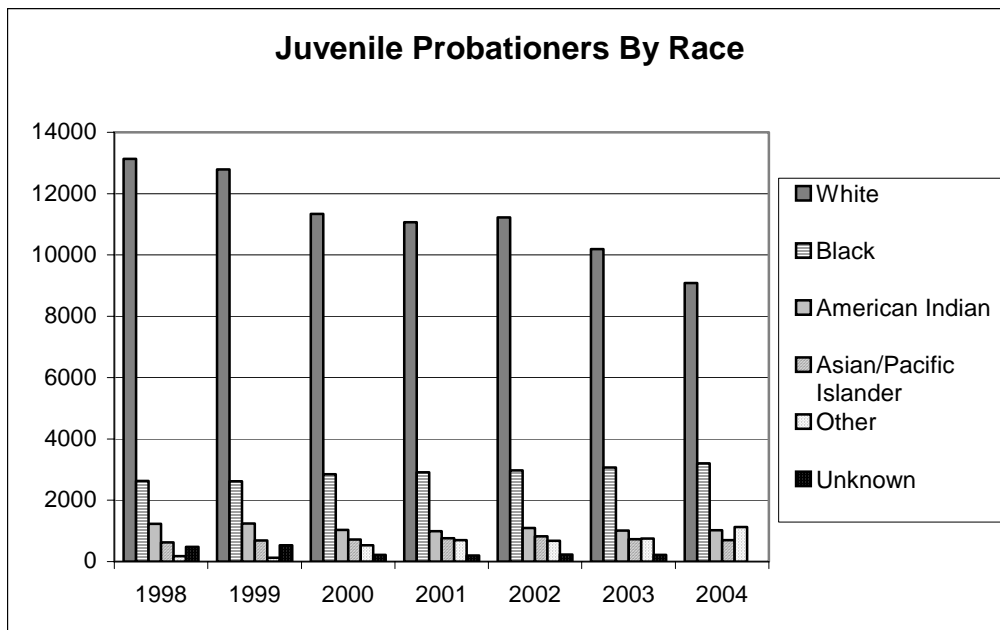
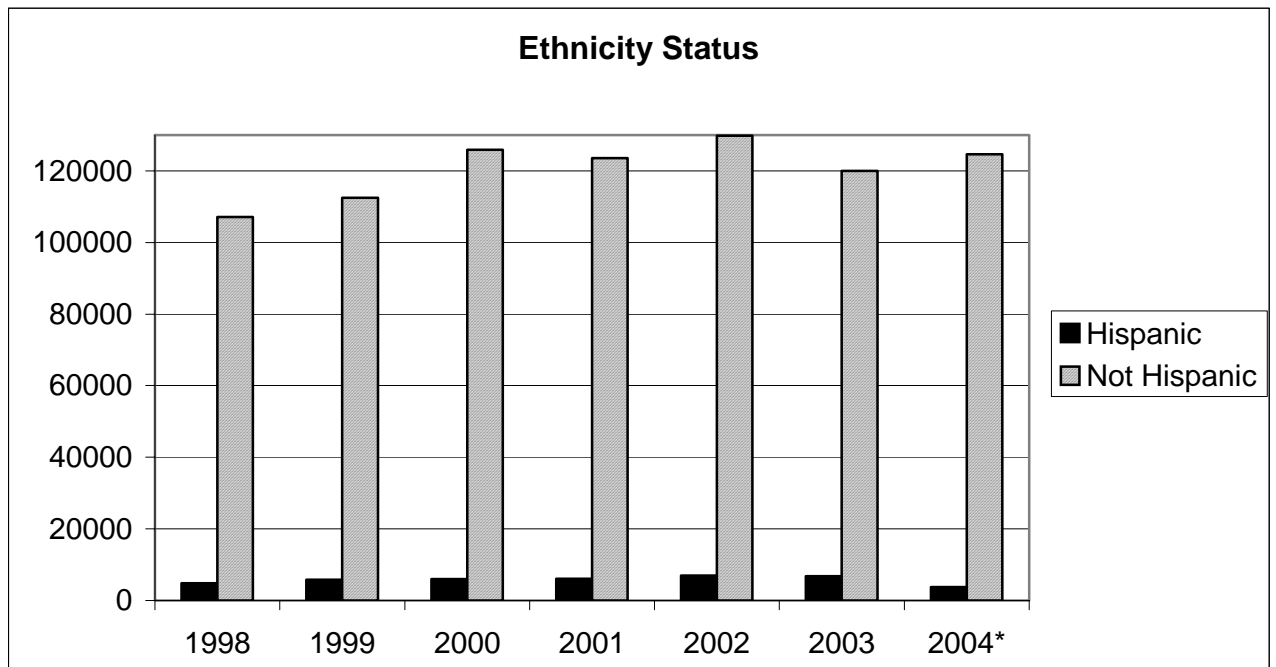


Figure 5. Ethnicity Status: 1998-2004



*2004 Hispanic numbers are under-reported due to software conversion issues that occurred in 2004.

Appendix A. 2004 Probation Survey and Instructions

Probation Survey

County:

Contact Person:

	Adult Felony Probationers	Adult GM Probationers	Adult Misd. Probationers	Juvenile Probationers	Total
1. 2003 Year-end population How many individuals were you supervising on 12/31/03?					
2. 2004 Entries How many individuals entered your caseload in 2004?					
3. 2004 Removals How many individuals were removed from your caseload in 2004?					
4. 2004 Year-end population How many individuals were you supervising on 12/31/04?					
5. Gender of 12/31/2004 population	Male				
	Female				
	(Must equal Line 4) Total				
6. Race of the 12/31/2004 population	White				
	Black				
	American Indian				
	Asian/Pacific Islander				
	Other				
(Must equal Line 4) Total					

7. Hispanic Origin of 12/31/2004 population Hispanic Non-Hispanic Unknown (Must equal line 4) Total						
8. Offense Categories Arson Assault Burglary Crime Against Family Crime Against Justice Crime Against Government Criminal Sexual Conduct Disturbing Peace Drugs DWI Escape/Flight Forgery Gambling Homicide Status/Federal/ Misc. Kidnapping Obscenity Property Damage Robbery Sex Related Stolen Property Theft Theft Related Traffic Accidents (exclude DWI) Vehicle Theft Weapons Total	Adult Felony	Adult GM	Adult Misd	Juvenile	Total	
	9. Comments					
	Completed by: _____ Phone: _____ Date: _____					

Instructions for Completing the Probation Survey

Thank you for your participation in this annual survey, which is conducted to provide supervision information to legislators, policymakers, the Minnesota Department of Corrections, Minnesota counties, and other government agencies. This survey is being mailed to:

Community Corrections directors, to collect all CCA county probation information

Department of Corrections District supervisors, to collect data on all probationers supervised by DOC felony agents and DOC contract agents, and

Chief probation officers in non-CCA counties, to collect data on all probationers supervised by non-CCA county agents.

One survey is enclosed for each county in which your office provides probation services. Please answer the questions for all probationers under your supervision.

Who should be counted as a “probationer”?

All probationers, regardless of conviction status, who were under the supervision of your agency as part of a court order at any time between December 31, 2003 and December 31, 2004.

Probationers for whom there is a court order for supervision and/or services such as restitution, community service, or monitoring.

Persons placed on probation under Minnesota Statutes 152.18 (“deferred adjudication” for certain drug offenders) and 609.135 (stay of imposition or execution) if you are providing probation supervision or services.

Persons who are sent to your county from another county or state for supervision.

Who is excluded as a “probationer”?

Persons on investigative status only, such as PSIs, pre-pleas, bail evaluations, etc.

Persons on “bench probation,” “court probation,” or “summary probation,” who have not been placed under the supervision of a probation agency.

Pre-trial diversion and pre-trial supervision cases.

Juveniles receiving services under a CHIPS petition.

Persons released from state correctional facilities, who are on supervised release, parole, intensive community supervision, etc.

Exclude from year-end counts (questions 1, 4, etc.) those whom you send to another county or state for supervision.

For questions 1-7, report each probationer only once, not the number of offenses or open files. If an offender is on probation for offenses of differing severity, count him/her in the category of highest severity. If a probationer is under both juvenile and adult supervision, count the offender only once, placing the individual as an adult or juvenile according to the more serious offense. If you are unable to eliminate double counting of individuals under both adult and juvenile supervision, asterisk the juvenile total on line 4 of page 1 and in the "Comments" section on page 2, estimate the number of juveniles also counted as adults.

Question 8: Report statistics on the most serious offense for which each offender was under supervision. This is a change from previous years in which the number of cases under supervision for each listed offense was reported.

	2003 Year-end Population	2004 Entries	2004 Removals	2004 Year-end Population	Male	Female	White	Black	American Indian	Asian/Pacific Islander	Other Race	Unknown Race	Hispanic	Not Hispanic	Arson	Assault	Burglary	Crime Against Family	Crime Against Justice	Crime Against Government
Cass (DOC/CPO)																				
Felony	305	143	120	332	242	90	164	3	159	0	6	0	0	332	1	29	20	2	4	0
Gross Misdemeanor	357	155	180	332	258	74	153	3	170	1	5	0	1	331	0	7	3	3	25	3
Misdemeanor	141	85	63	159	118	41	88	0	66	0	5	0	0	159	0	39	0	0	6	1
Juvenile	131	119	118	132	89	43	57	0	71	0	4	0	0	132	1	33	8	0	2	2
Total	934	502	481	955	707	248	462	6	466	1	20	0	1	954	2	108	31	5	37	6
Chippewa (CCA)																				
Felony	50	47	35	62	43	19	59	0	3	0	0	0	3	59	0	4	1	0	2	1
Gross Misdemeanor	59	75	57	77	55	22	73	0	2	0	2	0	1	76	0	2	2	0	2	0
Misdemeanor	49	55	56	48	38	10	46	0	1	0	1	0	3	45	0	7	0	0	2	1
Juvenile	14	21	19	16	12	4	13	0	0	0	3	0	0	16	0	4	1	0	1	1
Total	172	198	167	203	148	55	191	0	6	0	6	0	7	196	0	17	4	0	7	3
Chisago (DOC/CPO)																				
Felony	272	176	148	303	256	47	288	7	5	0	3	0	0	303	0	13	13	2	9	0
Gross Misdemeanor	416	240	234	419	357	62	387	6	7	1	18	0	0	419	0	10	3	7	19	8
Misdemeanor	940	997	866	1071	849	222	646	13	5	3	404	0	0	1071	0	109	0	0	27	142
Juvenile	164	199	233	130	90	40	72	1	0	0	57	0	1	129	0	9	2	0	1	0
Total	1792	1612	1481	1923	1552	371	1393	27	17	4	482	0	1	1922	0	141	18	9	56	150
Clay (DOC)																				
Felony	420	191	199	418	322	96	342	20	45	4	7	0	2	416	0	39	21	16	7	1
Gross Misdemeanor	77	33	38	69	61	8	61	3	5	0	0	0	3	66	0	20	0	6	9	0
Misdemeanor	131	91	84	135	108	27	115	6	12	0	2	0	1	134	0	76	1	1	13	3
Juvenile	290	256	240	306	210	96	217	4	44	1	40	0	7	299	1	32	15	0	10	41
Total	918	571	561	928	701	227	735	33	106	5	49	0	13	915	1	167	37	23	39	45
Clearwater (DOC)																				
Felony	107	33	27	116	93	23	75	0	30	0	11	0	0	116	0	9	11	1	2	1
Gross Misdemeanor	86	30	38	76	59	17	35	0	26	0	15	0	0	76	0	4	0	1	3	1
Misdemeanor	37	10	31	15	12	3	8	0	2	0	5	0	0	15	0	7	0	0	0	3
Juvenile	55	31	42	44	37	7	22	0	12	0	10	0	0	44	0	0	4	0	0	3
Total	285	104	138	251	201	50	140	0	70	0	41	0	0	251	0	20	15	2	5	8
Cook (CCA)																				
Felony	38	11	20	29	22	7	23	0	6	0	0	0	0	29	0	5	1	0	1	0
Gross Misdemeanor	41	15	23	33	29	4	25	1	7	0	0	0	0	33	0	1	0	0	0	0
Misdemeanor	71	33	44	60	48	12	49	0	8	0	3	0	0	60	0	4	0	0	2	1
Juvenile	12	20	16	16	10	6	6	0	6	0	4	0	0	16	0	0	0	0	4	0
Total	162	79	103	138	109	29	103	1	27	0	7	0	0	138	0	10	1	0	7	1
Cottonwood (DOC)																				
Felony	46	35	17	63	47	16	52	5	0	5	1	0	1	62	1	3	3	0	1	0
Gross Misdemeanor	41	33	33	45	35	10	39	1	0	4	1	0	0	45	0	1	0	0	2	1
Misdemeanor	29	35	33	28	23	5	22	1	0	4	1	0	3	25	0	15	0	0	2	2
Juvenile	43	38	47	34	30	4	25	0	0	8	1	0	0	34	0	9	3	0	0	0
Total	159	141	130	170	135	35	138	7	0	21	4	0	4	166	1	28	6	0	5	3
Crow Wing (CCA)																				
Felony	410	212	192	438	334	104	396	12	26	4	0	0	0	438	1	19	22	0	3	0
Gross Misdemeanor	346	201	204	345	275	70	295	11	36	1	2	0	0	345	0	8	2	1	16	22
Misdemeanor	297	339	239	387	302	85	353	9	19	3	3	0	0	387	0	44	0	0	8	15
Juvenile	201	263	242	222	172	50	206	5	10	1	0	0	0	222	1	23	10	0	4	4
Total	1254	1015	877	1392	1083	309	1250	37	91	9	5	0	0	1392	2	94	34	1	31	41
Dakota (CCA)																				
Felony	2853	1110	1056	2967	2258	709	2204	438	43	68	214	0	14	2953	10	209	125	10	45	8
Gross Misdemeanor	2057	1011	1045	2041	1678	363	1699	160	25	37	120	0	34	2007	0	97	6	15	100	15
Misdemeanor	2276	1625	1553	2270	1800	470	1781	226	31	47	185	0	46	2224	1	372	1	1	108	136
Juvenile	719	763	786	696	546	150	487	140	16	22	31	0	33	663	5	93	33	0	9	39
Total	7905	4509	4440	7974	6282	1692	6171	964	115	174	550	0	127	7847	16	771	165	26	262	198
Dodge (CCA)																				
Felony	67	45	39	78	62	16	67	5	3	0	3	0	0	78	0	6	2	2	4	0
Gross Misdemeanor	79	44	53	67	55	12	64	0	2	0	1	0	0	67	0	4	1	1	6	1
Misdemeanor	17	23	17	21	16	5	21	0	0	0	0	0	0	21	0	10	0	0	0	0
Juvenile	59	59	60	58	51	7	52	3	0	0	3	0	0	58	0	5	1	0	1	0
Total	222	171	169	224	184	40	204	8	5	0	7	0	0	224	0	25	4	3	11	1

	Criminal Sexual Conduct	Disturbing Peace	Drugs	DWI	Escape/Flight	Forgery	Gambling	Homicide	Status/Federal/Misc	Kidnaping	Obscenity	Property Damage	Robbery	Sex Related	Stolen Property	Theft	Theft Related	Traffic (exclude DWI)	Vehicle Theft	Weapons
Cass (DOC/CPO)																				
Felony	34	0	61	15	5	16	0	1	0	0	3	5	5	1	16	25	18	9	8	5
Gross Misd.	6	1	1	213	3	8	0	0	0	0	2	1	0	0	6	11	5	54	1	2
Misdemeanor	0	6	0	108	0	0	0	0	1	0	0	3	0	0	0	5	0	15	1	0
Juvenile	3	13	6	1	1	1	0	1	27	0	0	7	2	0	1	10	0	1	11	1
Total	43	20	68	337	9	25	0	2	28	0	5	16	7	1	23	51	23	79	21	8
Chippewa (CCA)																				
Felony	4	2	15	3	1	2	0	0	0	0	0	2	0	0	0	7	3	5	1	2
Gross Misd.	1	2	0	54	0	1	0	0	0	0	0	2	0	0	0	2	0	7	0	0
Misdemeanor	0	1	1	7	0	0	0	0	0	0	0	0	0	0	0	1	1	36	0	0
Juvenile	1	2	0	0	0	0	0	0	2	0	0	1	0	0	0	3	0	0	0	0
Total	6	7	16	64	1	3	0	0	2	0	0	5	0	0	0	13	4	48	1	2
Chisago (DOC/CPO)																				
Felony	27	4	90	18	5	12	2	1	0	1	0	1	1	1	16	28	8	7	15	4
Gross Misd.	1	2	2	273	3	4	0	0	5	0	0	4	1	1	3	12	6	54	3	3
Misdemeanor	0	94	1	334	0	0	0	0	46	0	1	9	0	1	0	20	3	302	1	1
Juvenile	3	8	4	1	0	0	0	1	71	0	0	2	0	0	0	10	0	16	2	0
Total	31	108	97	626	8	16	2	2	122	1	1	16	2	3	19	70	17	379	21	8
Clay (DOC)																				
Felony	25	2	97	32	8	18	0	0	1	0	1	8	3	3	18	45	33	3	5	5
Gross Misd.	3	3	1	18	0	2	0	0	1	0	1	4	0	0	1	1	0	2	0	1
Misdemeanor	0	27	10	6	0	1	0	0	2	0	0	2	0	0	1	7	2	3	1	2
Juvenile	3	32	3	3	0	1	0	0	40	0	0	25	1	1	5	39	0	47	5	2
Total	31	64	111	59	8	22	0	0	44	0	2	39	4	4	25	92	35	55	11	10
Clearwater (DOC)																				
Felony	13	0	11	4	1	5	0	0	0	0	0	5	1	1	5	10	9	2	5	3
Gross Misd.	1	1	0	52	3	2	0	0	0	0	0	1	0	0	2	2	2	8	1	1
Misdemeanor	1	2	0	9	0	0	0	0	0	0	0	0	0	0	0	0	0	1	1	0
Juvenile	10	9	1	1	1	2	0	0	0	0	0	3	0	0	1	4	0	1	4	0
Total	25	12	12	66	5	9	0	0	0	0	0	9	1	1	8	16	11	12	11	4
Cook (CCA)																				
Felony	3	0	7	0	0	0	0	0	0	0	0	0	0	0	0	3	1	3	0	0
Gross Misd.	1	1	0	22	0	0	0	0	1	0	0	1	0	0	0	0	0	6	0	0
Misdemeanor	0	10	0	38	0	0	0	0	0	0	0	2	0	0	0	2	0	6	0	0
Juvenile	0	1	2	0	0	0	0	0	3	0	0	2	0	0	1	1	0	2	0	0
Total	4	12	9	60	0	0	0	0	4	0	0	5	0	0	1	6	1	17	0	0
Cottonwood (DOC)																				
Felony	7	1	26	0	0	3	0	0	0	0	0	3	0	0	0	5	1	0	0	1
Gross Misd.	1	2	0	23	0	1	0	0	0	0	0	0	0	0	1	2	5	2	0	0
Misdemeanor	0	8	0	4	0	0	0	0	1	0	0	0	0	0	0	2	0	6	0	0
Juvenile	2	4	0	0	0	0	0	0	6	0	0	5	0	0	1	2	0	0	1	1
Total	10	15	26	27	0	4	0	0	7	0	0	8	0	0	2	11	6	8	1	2
Crow Wing (CCA)																				
Felony	44	1	111	20	5	23	0	2	8	1	0	6	3	4	15	22	24	7	19	2
Gross Misd.	5	1	6	209	2	7	1	0	1	0	0	2	0	0	6	26	2	48	0	5
Misdemeanor	0	18	0	299	0	1	0	0	1	0	0	8	0	1	2	3	0	36	2	0
Juvenile	14	14	12	1	1	2	0	0	55	0	0	27	0	0	6	18	0	24	5	1
Total	63	34	129	529	8	33	1	2	65	1	0	43	3	5	29	69	26	115	26	8
Dakota (CCA)																				
Felony	185	1	894	117	29	158	0	5	2	3	6	74	30	9	76	328	182	41	65	35
Gross Misd.	20	10	1	1485	7	18	0	0	2	1	2	20	0	3	3	53	31	206	0	8
Misdemeanor	16	198	14	1195	0	1	0	0	21	0	1	22	0	2	3	42	4	384	1	3
Juvenile	13	168	28	9	1	3	1	0	69	0	0	29	8	2	20	104	5	28	11	17
Total	234	377	937	2806	37	180	1	5	94	4	9	145	38	16	102	527	222	659	77	63
Dodge (CCA)																				
Felony	0	2	21	6	1	3	0	0	0	0	0	2	0	0	4	10	2	1	0	2
Gross Misd.	0	2	0	40	0	3	0	0	0	0	0	0	0	0	0	0	0	11	0	0
Misdemeanor	0	2	0	9	0	0	0	0	0	0	0	0	0	0	0	1	1	5	1	0
Juvenile	0	7	1	0	0	0	0	0	31	0	0	7	0	0	0	2	1	1	0	1
Total	0	13	22	55	1	6	0	0	31	0	0	9	0	0	4	13	4	18	1	3

	2003 Year-end Population	2004 Entries	2004 Removals	2004 Year-end Population	Male	Female	White	Black	American Indian	Asian/Pacific Islander	Other Race	Unknown Race	Hispanic	Not Hispanic	Arson	Assault	Burglary	Crime Against Family	Crime Against Justice	Crime Against Government	
Douglas (DOC)																					
Felony	225	73	94	209	160	49	197	4	6	1	1	0	0	209	2	8	12	1	5	0	
Gross Misd.	156	100	91	164	130	34	158	1	1	1	3	0	0	164	0	5	4	0	2	3	
Misdemeanor	34	18	19	29	20	9	28	1	0	0	0	0	0	29	0	14	0	0	5	5	
Juvenile	118	130	124	124	89	35	116	6	1	0	1	0	0	124	0	14	3	0	2	14	
Total	533	321	328	526	399	127	499	12	8	2	5	0	0	526	2	41	19	1	14	22	
Faribault (DOC)																					
Felony	74	32	16	89	66	23	87	2	0	0	0	0	2	87	1	4	5	0	2	0	
Gross Misd.	49	25	17	59	47	12	59	0	0	0	0	0	0	59	0	5	0	3	2	1	
Misdemeanor	35	46	31	49	44	5	47	0	1	0	1	0	1	48	0	14	0	0	2	1	
Juvenile	33	46	31	48	38	10	45	0	0	0	3	0	1	47	2	7	1	0	0	9	
Total	191	149	95	245	195	50	238	2	1	0	4	0	4	241	3	30	6	3	6	11	
Fillmore (CCA)																					
Felony	52	28	28	54	39	15	53	0	0	0	1	0	0	54	0	7	6	0	2	0	
Gross Misd.	100	51	62	89	78	11	85	0	0	0	4	0	0	89	0	3	1	0	1	1	
Misdemeanor	93	79	82	88	73	15	85	0	0	0	3	0	0	88	0	11	0	0	2	1	
Juvenile	53	46	58	41	28	13	40	0	0	0	1	0	0	41	0	0	1	0	0	3	
Total	298	204	230	272	218	54	263	0	0	0	9	0	0	272	0	21	8	0	5	5	
Freeborn (DOC/CPO)																					
Felony	150	84	70	163	126	37	152	6	4	1	0	0	3	160	2	13	7	1	1	1	
Gross Misd.	116	82	38	164	133	31	145	8	0	1	10	0	0	164	0	3	0	1	5	2	
Misdemeanor	124	126	69	178	150	28	157	3	1	2	15	0	1	177	0	39	0	0	16	1	
Juvenile	119	127	115	131	95	36	117	4	0	1	9	0	1	130	0	13	2	0	0	0	
Total	509	419	292	636	504	132	571	21	5	5	34	0	5	631	2	68	9	2	22	4	
Goodhue (DOC/CPO)																					
Felony	321	211	146	388	293	95	308	34	17	1	28	0	0	388	2	29	22	1	4	1	
Gross Misd.	296	196	185	314	261	53	272	15	12	1	14	0	0	314	0	18	1	2	12	5	
Misdemeanor	429	322	351	391	314	77	353	17	7	7	7	0	2	389	0	61	0	0	6	29	
Juvenile	139	217	220	136	107	29	119	8	8	1	0	0	1	135	2	16	2	0	2	2	
Total	1185	946	902	1229	975	254	1052	74	44	10	49	0	3	1226	4	124	25	3	24	37	
Grant (DOC/CPO)																					
Felony	33	11	12	34	29	5	33	0	0	1	0	0	0	34	0	0	2	0	0	0	
Gross Misd.	38	16	18	34	31	3	32	0	0	0	2	0	0	34	0	4	0	0	0	0	
Misdemeanor	21	17	20	18	11	7	14	0	0	0	4	0	0	18	0	3	0	0	1	2	
Juvenile	19	18	20	17	17	0	11	0	0	0	6	0	0	17	0	2	2	0	0	3	
Total	111	62	70	103	88	15	90	0	0	1	12	0	0	103	0	9	4	0	1	5	
Hennepin (CCA)																					
Felony	10294	3313	3102	10604	8275	2329	5101	4797	381	264	0	61	171	10433	41	1031	469	40	123	10	
Gross Misd.	9151	4031	4425	7229	5731	1498	5474	1327	198	128	0	102	201	7028	3	257	20	108	110	11	
Misdemeanor	9004	8891	9312	8395	6309	2086	5433	1985	182	237	0	558	360	8035	0	962	1	3	97	82	
Juvenile	3567	3681	3189	4160	3021	1139	1291	2043	249	328	0	249	359	3801	26	929	272	1	129	7	
Total	32016	19916	20028	30388	23336	7052	17299	10152	1010	957	0	970	1091	29297	70	3179	762	152	459	110	
Houston (DOC/CPO)																					
Felony	87	47	18	116	92	24	111	5	0	0	0	0	1	115	1	9	5	2	0	0	
Gross Misd.	111	45	48	113	89	24	107	4	1	0	1	0	0	113	0	5	0	0	3	0	
Misdemeanor	496	264	413	342	251	91	285	8	1	0	48	0	0	342	0	14	1	0	15	32	
Juvenile	70	59	55	74	60	14	60	6	0	2	6	0	0	74	2	4	0	0	3	1	
Total	764	415	534	645	492	153	563	23	2	2	55	0	1	644	3	32	6	2	21	33	
Hubbard (DOC)																					
Felony	89	38	30	100	74	26	87	2	9	0	2	0	0	100	2	10	19	2	1	0	
Gross Misd.	76	38	35	77	62	15	68	1	6	0	2	0	0	77	0	6	1	0	3	1	
Misdemeanor	7	5	6	5	4	1	4	0	0	0	1	0	0	5	0	2	0	0	2	0	
Juvenile	41	28	27	42	34	8	33	0	6	0	3	0	0	42	0	6	2	0	1	4	
Total	213	109	98	224	174	50	192	3	21	0	8	0	0	224	2	24	22	2	7	5	
Isanti (DOC/CPO)																					
Felony	184	105	80	210	162	48	202	1	2	0	5	0	0	210	2	13	13	4	3	0	
Gross Misd.	269	137	123	283	241	42	269	2	3	0	9	0	0	283	0	7	0	2	9	3	
Misdemeanor	537	450	357	629	491	138	186	1	2	1	439	0	0	629	0	38	0	2	36	20	
Juvenile	132	131	146	117	85	32	91	4	3	1	18	0	1	116	0	5	2	0	2	2	
Total	1122	823	706	1239	979	260	748	8	10	2	471	0	1	1238	2	63	15	8	50	25	

	Criminal Sexual Conduct	Disturbing Peace	Drugs	DWI	Escape/Flight	Forgery	Gambling	Homicide	Status/Federal/Misc	Kidnaping	Obscenity	Property Damage	Robbery	Sex Related	Stolen Property	Theft	Theft Related	Traffic (exclude DWI)	Vehicle Theft	Weapons
Douglas (DOC)																				
Felony	19	0	35	4	6	18	0	0	0	1	0	5	0	5	9	34	13	2	7	4
Gross Misd.	1	3	0	110	0	3	0	0	0	0	0	5	0	0	2	21	9	6	0	1
Misdemeanor	0	2	1	5	0	0	0	0	0	0	0	1	0	0	0	1	1	1	1	0
Juvenile	7	19	6	0	1	1	0	0	10	0	1	5	0	0	0	18	1	17	3	2
Total	27	24	42	119	7	22	0	0	10	1	1	16	0	5	11	74	24	26	11	7
Faribault (DOC)																				
Felony	10	0	27	4	0	0	0	0	1	0	0	2	0	0	2	14	6	4	0	2
Gross Misd.	0	2	0	37	0	0	0	0	0	0	0	2	0	0	0	1	3	2	0	0
Misdemeanor	0	5	0	25	0	0	0	0	0	0	0	0	0	0	0	1	0	7	0	0
Juvenile	1	7	0	1	0	0	0	0	10	0	1	5	0	0	0	1	0	3	0	0
Total	11	14	27	67	0	0	0	0	11	0	1	9	0	0	2	17	9	16	0	2
Fillmore (CCA)																				
Felony	0	0	10	5	1	3	0	0	1	0	0	3	0	0	0	6	2	1	0	1
Gross Misd.	0	2	1	61	1	0	0	0	4	0	0	2	0	0	0	3	2	4	0	0
Misdemeanor	0	6	0	57	0	0	0	0	10	0	0	0	0	0	0	0	0	10	0	0
Juvenile	0	5	0	3	0	1	0	0	15	0	0	2	0	0	0	4	0	7	0	0
Total	0	13	11	126	2	4	0	0	30	0	0	7	0	0	0	13	4	22	0	1
Freeborn (DOC/CPO)																				
Felony	8	1	82	5	4	4	0	0	1	1	0	0	2	1	4	13	5	1	4	1
Gross Misd.	2	0	0	88	0	3	0	0	2	0	0	1	0	0	2	17	1	18	0	2
Misdemeanor	0	21	1	68	0	1	0	0	20	0	0	1	0	0	0	4	0	24	0	0
Juvenile	2	19	8	0	0	0	0	0	52	0	0	11	0	0	0	15	0	7	2	0
Total	12	41	91	161	4	8	0	0	75	1	0	13	2	1	6	49	6	50	6	3
Goodhue (DOC/CPO)																				
Felony	26	3	108	14	6	47	0	2	0	0	0	11	3	0	15	33	21	3	15	1
Gross Misd.	3	5	0	152	6	14	0	0	0	0	0	6	0	1	1	20	9	41	0	2
Misdemeanor	0	31	1	168	1	0	0	0	0	0	0	8	0	1	4	17	6	90	1	1
Juvenile	6	32	10	5	0	1	0	0	29	0	0	4	1	0	1	11	1	7	4	0
Total	35	71	119	339	13	62	0	2	29	0	0	29	4	2	21	81	37	141	20	4
Grant (DOC/CPO)																				
Felony	3	0	10	3	3	0	0	0	0	1	0	0	0	0	0	3	1	1	0	0
Gross Misd.	0	0	0	26	0	0	0	0	0	0	0	1	0	1	0	1	0	5	0	0
Misdemeanor	0	0	0	11	0	0	1	0	0	0	0	1	0	0	0	1	1	0	0	0
Juvenile	0	0	1	0	0	0	0	1	0	0	0	1	0	0	0	3	0	1	3	0
Total	3	0	11	40	3	0	1	1	0	1	0	3	0	1	0	8	2	7	3	0
Hennepin (CCA)																				
Felony	609	50	4024	368	467	545	5	26	0	54	41	151	294	30	173	676	948	25	239	107
Gross Misd.	34	156	21	5878	26	45	4	1	0	3	12	69	0	107	16	91	70	124	17	29
Misdemeanor	0	839	44	4268	2	7	0	0	0	0	17	199	0	85	6	271	66	1378	2	7
Juvenile	221	137	271	0	92	14	0	14	687	13	5	203	216	3	48	155	276	88	171	101
Total	864	1182	4360	10514	587	611	9	41	687	70	75	622	510	225	243	1193	1360	1615	429	244
Houston (DOC/CPO)																				
Felony	13	0	16	5	1	7	0	0	1	0	0	6	0	1	2	10	3	2	3	0
Gross Misd.	0	3	0	68	0	0	0	0	0	0	0	3	0	1	0	3	3	15	0	0
Misdemeanor	1	32	2	110	1	0	1	0	5	0	0	5	0	0	1	8	24	127	0	1
Juvenile	1	6	3	1	0	0	0	0	32	0	0	4	0	2	0	5	1	8	1	0
Total	15	41	21	184	2	7	1	0	38	0	0	18	0	4	3	26	31	152	4	1
Hubbard (DOC)																				
Felony	7	0	21	5	1	2	0	1	0	0	0	1	1	0	3	11	2	0	0	0
Gross Misd.	1	0	2	43	2	2	0	0	0	0	0	2	0	0	4	10	3	6	0	0
Misdemeanor	0	1	1	1	0	0	0	0	0	0	0	0	0	0	0	0	0	0	0	0
Juvenile	2	4	2	1	1	1	0	0	4	0	0	4	0	0	2	6	0	1	0	1
Total	10	5	26	50	4	5	0	1	4	0	0	7	1	0	9	27	5	7	0	1
Isanti (DOC/CPO)																				
Felony	24	1	41	10	9	15	1	0	0	0	0	4	0	0	5	24	16	7	0	4
Gross Misd.	0	5	1	202	1	2	2	0	1	0	1	1	0	1	3	6	4	42	0	1
Misdemeanor	0	65	3	170	0	2	1	0	1	0	1	7	0	0	1	45	0	240	0	0
Juvenile	9	23	10	2	0	0	0	0	35	0	0	6	0	0	2	10	0	5	3	1
Total	33	94	55	384	10	19	4	0	37	0	2	18	0	1	11	85	20	294	3	6

	2003 Year-end Population	2004 Entries	2004 Removals	2004 Year-end Population	Male	Female	White	Black	American Indian	Asian/Pacific Islander	Other Race	Unknown Race	Hispanic	Not Hispanic	Arson	Assault	Burglary	Crime Against Family	Crime Against Justice	Crime Against Government
Itasca (DOC/CPO)																				
Felony	355	160	118	397	329	68	320	3	59	0	15	0	0	397	2	32	36	0	10	0
Gross Misd.	289	194	166	351	287	64	287	3	56	0	5	0	2	349	0	18	1	0	34	20
Misdemeanor	92	80	60	107	87	20	82	3	21	0	1	0	1	106	0	42	0	0	22	2
Juvenile	250	234	248	242	184	58	181	1	45	0	15	0	1	241	1	17	4	0	1	2
Total	986	668	592	1097	887	210	870	10	181	0	36	0	4	1093	3	109	41	0	67	24
Jackson (DOC/CPO)																				
Felony	35	35	17	52	38	14	42	2	1	4	3	0	0	52	0	6	4	3	0	0
Gross Misd.	100	41	38	104	90	14	90	1	3	3	7	0	0	104	0	2	2	2	1	3
Misdemeanor	209	167	126	250	194	56	220	7	0	10	13	0	1	249	0	15	0	4	4	4
Juvenile	41	85	65	61	41	20	57	0	1	2	1	0	0	61	0	3	3	0	0	0
Total	385	328	246	467	363	104	409	10	5	19	24	0	1	466	0	26	9	9	5	7
Kanabec (DOC/CPO)																				
Felony	125	74	66	134	102	32	126	1	2	0	5	0	0	134	0	7	9	4	2	1
Gross Misd.	221	93	98	221	179	42	207	1	1	0	12	0	0	221	0	4	2	1	9	3
Misdemeanor	346	224	217	347	266	81	275	4	1	0	67	0	0	347	0	23	0	0	11	14
Juvenile	67	66	46	87	70	17	79	0	0	0	8	0	0	87	0	15	2	0	1	0
Total	759	457	427	789	617	172	687	6	4	0	92	0	0	789	0	49	13	5	23	18
Kandiyohi (CCA)																				
Felony	326	164	135	365	292	73	348	9	5	1	2	0	150	215	4	27	23	3	8	1
Gross Misd.	266	159	129	302	249	53	286	9	5	0	2	0	106	196	0	9	2	9	12	4
Misdemeanor	454	389	377	450	377	73	431	10	7	1	1	0	222	228	0	47	0	0	8	23
Juvenile	120	167	178	109	86	23	106	2	0	0	1	0	48	61	0	13	7	1	0	8
Total	1166	879	819	1226	1004	222	1171	30	17	2	6	0	526	700	4	96	32	13	28	36
Kittson (DOC)																				
Felony	17	6	4	20	12	8	20	0	0	0	0	0	0	20	0	1	0	0	0	0
Gross Misd.	2	2	1	2	2	0	2	0	0	0	0	0	0	2	0	0	1	0	0	0
Misdemeanor	0	1	1	0	0	0	0	0	0	0	0	0	0	0	0	0	0	0	0	0
Juvenile	1	4	1	4	3	1	4	0	0	0	0	0	0	4	0	0	0	0	0	0
Total	17	6	4	20	12	8	20	0	0	0	0	0	0	20	0	1	0	0	0	0
Koochiching (CCA)																				
Felony	144	44	35	157	135	22	137	8	10	2	0	0	0	157	0	4	9	0	2	0
Gross Misd.	128	40	37	129	106	23	110	0	18	1	0	0	0	129	0	4	0	0	4	1
Misdemeanor	126	74	77	121	91	30	103	2	12	0	4	0	0	121	0	6	0	0	4	11
Juvenile	51	28	31	48	38	10	42	0	5	0	1	0	0	48	0	1	2	0	0	0
Total	449	186	180	455	370	85	392	10	45	3	5	0	0	455	0	15	11	0	10	12
Lac Qui Parle (CCA)																				
Felony	18	19	9	28	22	6	26	1	1	0	0	0	0	28	1	2	4	0	1	0
Gross Misd.	8	21	14	15	13	2	13	1	0	0	1	0	0	15	0	0	0	1	1	0
Misdemeanor	13	12	18	7	5	2	6	0	1	0	0	0	0	7	0	1	0	0	1	1
Juvenile	14	23	19	18	14	4	16	0	0	0	2	0	0	18	0	1	2	0	0	6
Total	53	75	60	68	54	14	61	2	2	0	3	0	0	68	1	4	6	1	3	7
Lake (CCA)																				
Felony	46	26	20	55	43	12	52	1	1	0	1	0	0	55	0	5	8	1	4	0
Gross Misd.	42	40	29	55	45	10	54	0	0	0	1	0	0	55	0	2	1	0	0	0
Misdemeanor	50	32	38	39	33	6	38	1	0	0	0	0	0	39	0	9	0	0	2	1
Juvenile	10	38	23	25	15	10	20	3	0	0	2	0	0	25	0	1	4	0	1	0
Total	148	136	110	174	136	38	164	5	1	0	4	0	0	174	0	17	13	1	7	1
Lake Of The Woods (DOC)																				
Felony	9	5	3	12	10	2	10	0	2	0	0	0	0	12	0	0	1	0	0	0
Gross Misd.	10	3	2	12	11	1	12	0	0	0	0	0	0	12	0	0	0	0	0	0
Misdemeanor	3	4	1	4	4	0	4	0	0	0	0	0	0	4	0	0	0	0	0	1
Juvenile	2	1	1	2	2	0	2	0	0	0	0	0	0	2	0	0	0	0	0	1
Total	24	13	7	30	27	3	28	0	2	0	0	0	0	30	0	0	1	0	0	2
LeSueur																				
Felony	118	59	58	120	93	27	112	6	1	1	0	0	1	119	0	11	11	0	1	1
Gross Misd.	88	58	69	77	62	15	75	2	0	0	0	0	0	77	0	3	1	2	1	0
Misdemeanor	94	97	100	90	74	16	85	3	2	0	0	0	3	87	0	17	0	0	2	1
Juvenile	68	63	68	63	49	14	60	1	1	0	1	0	0	63	0	4	1	0	1	3
Total	368	277	295	350	278	72	332	12	4	1	1	0	4	346	0	35	13	2	5	5

	Criminal Sexual Conduct	Disturbing Peace	Drugs	DWI	Escape/Flight	Forgery	Gambling	Homicide	Status/Federal/Misc	Kidnaping	Obscenity	Property Damage	Robbery	Sex Related	Stolen Property	Theft	Theft Related	Traffic (exclude DWI)	Vehicle Theft	Weapons	
Lincoln (DOC)																					
Felony	3	0	3	0	0	0	0	0	0	0	0	1	0	0	0	1	4	0	0	0	
Gross Misd.	0	0	0	5	0	0	0	0	0	0	0	2	0	0	0	3	0	0	0	0	
Misdemeanor	0	0	0	8	0	0	0	0	0	0	0	1	0	0	0	0	1	1	0	0	
Juvenile	1	0	0	0	0	0	0	0	0	0	0	3	0	0	0	0	0	0	0	0	
Total	4	0	3	13	0	0	0	0	0	0	0	7	0	0	0	4	5	1	0	0	
Lyon (DOC)																					
Felony	21	0	36	7	5	25	0	0	0	0	0	3	0	0	7	21	15	5	4	2	
Gross Misd.	2	5	3	75	2	2	0	0	0	0	0	3	0	0	4	6	4	27	1	0	
Misdemeanor	0	22	0	84	0	1	0	0	1	0	0	5	0	0	0	10	4	61	1	1	
Juvenile	4	7	2	4	0	0	0	0	12	0	0	9	1	0	2	11	2	16	5	2	
Total	27	34	41	170	7	28	0	0	13	0	0	20	1	0	13	48	25	109	11	5	
McLeod (DOC)																					
Felony	26	2	61	11	7	16	1	3	0	1	0	4	1	0	10	27	33	2	5	4	
Gross Misd.	0	2	0	124	1	0	0	0	0	0	0	3	0	0	0	1	2	2	1	1	
Misdemeanor	0	9	2	25	0	0	0	0	0	0	0	2	0	0	0	1	0	9	0	1	
Juvenile	5	19	6	0	0	2	0	0	1	0	0	5	0	0	2	3	0	5	2	1	
Total	31	32	69	160	8	18	1	3	1	1	0	14	1	0	12	32	35	18	8	7	
Mahnomen (DOC)																					
Felony	0	0	14	13	0	2	0	1	1	0	0	5	2	0	1	14	2	3	6	2	
Gross Misd.	1	0	0	86	1	1	0	0	0	0	0	2	0	0	0	4	2	8	1	0	
Misdemeanor	0	1	0	3	0	0	0	0	0	0	0	0	0	0	0	0	0	0	0	0	
Juvenile	1	1	1	0	1	0	0	0	0	0	0	9	0	1	0	6	0	0	5	1	
Total	2	2	15	102	2	3	0	1	1	0	0	16	2	1	1	24	4	11	12	3	
Marshall (DOC)																					
Felony	0	1	11	3	0	1	0	0	2	0	0	2	0	0	0	4	2	1	0	1	
Gross Misd.	0	0	0	6	1	0	0	0	0	0	0	2	0	0	0	1	0	1	0	0	
Misdemeanor	0	0	1	0	0	0	0	0	0	0	0	0	0	0	0	0	0	0	0	0	
Juvenile	1	1	0	0	0	0	0	0	1	0	0	3	0	0	0	5	0	0	3	1	
Total	1	2	12	9	1	1	0	0	3	0	0	7	0	0	0	10	2	2	3	2	
Martin (DOC)																					
Felony	13	0	38	4	0	6	0	0	0	0	0	7	0	1	4	15	16	1	2	1	
Gross Misd.	2	0	0	58	0	0	0	0	1	0	1	2	0	0	0	5	3	8	0	0	
Misdemeanor	0	15	0	56	0	0	0	0	0	0	0	1	0	0	0	9	13	46	1	0	
Juvenile	2	11	2	4	0	1	0	0	19	0	0	1	0	0	3	5	2	12	3	0	
Total	17	26	40	122	0	7	0	0	20	0	1	11	0	1	7	34	34	67	6	1	
Meeker (DOC/CPO)																					
Felony	8	0	29	2	3	8	0	0	0	0	0	3	0	2	2	12	11	2	0	3	
Gross Misd.	1	3	0	92	1	1	0	0	0	0	0	0	0	2	0	4	2	29	1	0	
Misdemeanor	0	32	0	54	0	0	0	0	1	0	0	0	0	0	1	3	3	64	0	3	
Juvenile	5	10	4	0	0	0	0	0	20	0	0	4	0	0	4	4	0	6	4	0	
Total	14	45	33	148	4	9	0	0	21	0	0	7	0	4	7	23	16	101	5	6	
Mille Lacs (DOC/CPO)																					
Felony	31	3	88	25	13	7	0	1	0	0	3	2	2	1	10	23	11	5	9	5	
Gross Misd.	2	2	0	308	1	2	0	0	0	0	0	4	0	1	2	9	7	64	0	3	
Misdemeanor	0	15	1	173	0	0	0	0	8	0	1	10	0	0	0	11	11	273	2	1	
Juvenile	8	9	0	0	2	0	0	0	34	0	0	20	2	1	2	10	0	14	1	3	
Total	41	29	89	506	16	9	0	1	42	0	4	36	4	3	14	53	29	356	12	12	
Morrison (CCA)																					
Felony	26	0	58	9	2	8	0	4	0	0	0	2	0	0	4	18	31	6	6	2	
Gross Misd.	4	0	0	110	1	4	1	0	0	0	0	4	0	1	0	13	9	31	0	2	
Misdemeanor	1	16	1	65	0	0	0	0	1	0	0	6	0	0	0	5	1	35	1	0	
Juvenile	5	9	6	1	0	0	0	0	32	0	0	10	0	1	1	5	0	13	0	3	
Total	36	25	65	185	3	12	1	4	33	0	0	22	0	2	5	41	41	85	7	7	
Mower (DOC/CPO)																					
Felony	13	0	63	4	3	17	0	1	0	0	0	6	0	0	7	18	6	2	1	1	
Gross Misd.	2	1	0	27	0	5	0	1	13	0	0	4	0	2	1	9	6	115	0	2	
Misdemeanor	0	21	1	7	0	0	0	0	27	0	1	3	0	0	0	8	4	120	1	0	
Juvenile	0	13	4	0	0	0	0	0	37	0	0	8	0	0	2	10	1	18	3	1	
Total	15	35	68	38	3	22	0	2	77	0	1	21	0	2	10	45	17	255	5	4	

	Criminal Sexual Conduct	Disturbing Peace	Drugs	DWI	Escape/Flight	Forgery	Gambling	Homicide	Status/Federal/Misc	Kidnaping	Obscenity	Property Damage	Robbery	Sex Related	Stolen Property	Theft	Theft Related	Traffic (exclude DWI)	Vehicle Theft	Weapons
Murray (DOC)																				
Felony	0	0	5	0	0	0	0	0	0	0	0	1	0	0	0	4	2	0	1	0
Gross Misd.	0	0	0	8	0	0	0	0	0	0	0	0	0	0	0	2	2	0	0	0
Misdemeanor	0	4	0	1	0	0	0	0	0	0	0	0	0	0	0	3	0	2	0	0
Juvenile	0	0	0	0	0	0	0	0	1	0	0	1	0	0	0	0	0	0	0	0
Total	0	4	5	9	0	0	0	0	1	0	0	2	0	0	0	9	4	2	1	0
Nicollet (DOC/CPO)																				
Felony	20	2	29	10	4	7	0	0	0	0	0	3	1	2	3	22	6	2	1	0
Gross Misd.	3	0	0	133	0	2	0	1	5	0	0	2	0	1	2	5	5	9	0	1
Misdemeanor	0	11	1	222	0	0	0	0	3	0	0	0	0	1	0	5	0	15	0	0
Juvenile	2	4	4	2	0	0	0	0	24	0	0	1	0	0	1	9	0	0	1	0
Felony	20	2	29	10	4	7	0	0	0	0	0	3	1	2	3	22	6	2	1	0
Nobles (CCA)																				
Felony	15	0	33	10	2	10	0	0	0	0	0	4	1	0	3	13	9	3	2	5
Gross Misd.	0	10	0	87	0	3	0	0	1	0	0	1	0	0	3	9	4	8	0	3
Misdemeanor	0	23	0	76	0	0	0	0	8	0	0	0	0	0	0	11	5	98	0	0
Juvenile	1	10	1	2	0	1	0	0	18	0	0	0	2	0	0	7	0	6	3	4
Total	16	43	34	175	2	14	0	0	27	0	0	5	3	0	6	40	18	115	5	12
Norman (CCA)																				
Felony	6	0	4	3	3	2	0	0	0	0	0	3	0	1	1	3	7	1	1	
Gross Misd.	0	0	0	37	0	0	0	0	0	0	0	1	0	0	0	3	2	2	0	
Misdemeanor	0	2	0	2	0	0	0	0	1	0	0	0	0	0	0	0	0	1	0	
Juvenile	1	1	0	0	0	0	0	0	4	0	0	0	3	0	0	3	0	0	0	
Total	7	3	4	42	3	2	0	0	5	0	0	7	0	1	1	9	9	4	1	
Olmsted (CCA)																				
Felony	89	5	191	33	6	23	0	1	4	1	1	23	10	7	18	94	47	23	9	9
Gross Misd.	9	23	0	396	0	5	0	1	4	0	4	7	0	1	4	16	4	120	0	4
Misdemeanor	0	85	3	204	0	1	0	0	18	0	6	6	0	1	0	13	7	77	0	1
Juvenile	24	24	3	3	0	0	0	0	19	0	1	20	3	0	10	23	4	5	4	9
Total	122	137	197	636	6	29	0	2	45	1	12	56	13	9	32	146	62	225	13	23
Otter Tail (DOC/CPO)																				
Felony	46	2	75	20	10	13	1	3	1	3	0	9	1	1	18	56	38	6	16	7
Gross Misd.	0	0	0	4	0	0	0	0	0	0	0	0	0	0	0	1	0	0	0	0
Misdemeanor	0	0	0	1	0	0	0	0	0	0	0	0	0	0	0	1	0	0	0	1
Juvenile	0	0	0	0	0	0	0	0	0	0	0	0	0	0	0	0	0	0	0	0
Total	46	2	75	25	10	13	1	3	1	3	0	9	1	1	18	58	38	6	16	8
Pennington (DOC)																				
Felony	22	1	34	9	0	4	0	0	0	0	0	1	0	0	1	14	4	4	2	4
Gross Misd.	1	0	0	28	1	1	0	0	0	0	0	1	0	1	0	3	0	0	0	1
Misdemeanor	0	1	0	1	0	0	0	0	0	0	0	0	0	0	0	0	0	0	0	0
Juvenile	1	3	0	0	0	0	0	0	0	0	0	2	0	0	1	3	0	1	1	0
Total	24	5	34	38	1	5	0	0	0	0	0	4	0	1	2	20	4	5	3	5
Pine (DOC/CPO)																				
Felony	13	0	67	24	6	11	0	0	1	0	0	8	1	1	12	25	11	3	6	1
Gross Misd.	0	4	0	241	2	2	0	2	1	0	0	4	0	0	3	11	3	44	0	2
Misdemeanor	0	52	1	219	0	0	0	0	7	0	1	8	0	0	3	13	19	214	3	1
Juvenile	6	13	4	1	1	2	0	0	25	0	0	11	0	0	2	16	0	1	0	1
Total	19	69	72	485	9	15	0	2	34	0	1	31	1	1	20	65	33	262	9	5
Pipestone (DOC)																				
Felony	9	0	16	3	0	5	0	0	0	0	0	2	0	0	8	14	3	0	1	0
Gross Misd.	0	0	0	22	1	1	0	0	0	0	0	2	0	0	1	2	1	12	0	0
Misdemeanor	0	2	0	9	0	0	0	0	2	0	0	1	0	0	0	0	0	3	0	0
Juvenile	1	1	2	0	0	1	0	0	3	0	0	1	0	0	0	2	0	2	0	0
Total	10	3	18	34	1	7	0	0	5	0	0	6	0	0	9	18	4	17	1	0
Polk (CCA)																				
Felony	26	7	94	18	12	15	0	0	3	1	0	18	2	2	7	31	53	2	2	4
Gross Misd.	0	6	0	335	3	4	0	0	0	0	0	5	0	1	1	6	8	52	0	2
Misdemeanor	0	3	0	26	0	0	0	0	1	0	0	1	0	0	0	0	0	17	0	0
Juvenile	2	11	0	0	0	0	0	0	50	0	1	11	0	0	0	9	1	2	2	3
Total	28	27	94	379	15	19	0	0	54	1	1	35	2	3	8	46	62	73	4	9

	2003 Year-end Population	2004 Entries	2004 Removals	2004 Year-end Population	Male	Female	White	Black	American Indian	Asian/Pacific Islander	Other Race	Unknown Race	Hispanic	Not Hispanic	Arson	Assault	Burglary	Crime Against Family	Crime Against Justice	Crime Against Government
Pope (DOC/CPO)																				
Felony	29	25	8	45	35	10	42	1	2	0	0	0	1	44	0	3	2	0	0	0
Gross Misd.	72	31	40	63	50	13	58	0	2	0	3	0	0	63	0	5	0	0	1	0
Misdemeanor	43	59	46	57	44	13	53	2	0	0	2	0	0	57	0	15	0	0	0	2
Juvenile	30	28	37	21	13	8	16	1	0	0	4	0	0	21	0	1	0	0	0	1
Total	174	143	131	186	142	44	169	4	4	0	9	0	1	185	0	24	2	0	1	3
Ramsey (CCA)																				
Felony	5507	1663	1674	5595	4087	1508	2674	2283	67	273	298	0	352	5243	16	376	242	27	33	0
Gross Misd.	2898	1255	1334	2853	2274	579	2004	606	50	78	115	0	298	2555	1	127	2	43	144	4
Misdemeanor	5748	3955	4019	5551	4030	1521	3667	1121	61	266	436	0	618	4933	2	461	0	0	248	521
Juvenile	1405	1841	1727	1519	1110	409	614	603	42	225	35	0	105	1414	3	68	27	0	195	7
Total	15558	8714	8754	15518	11501	4017	8959	4613	220	842	884	0	1373	14145	22	1032	271	70	620	532
Red Lake (CCA)																				
Felony	24	14	13	25	23	2	24	0	0	1	0	0	0	25	1	0	3	0	0	0
Gross Misd.	17	11	13	16	11	5	15	0	1	0	0	0	0	16	0	0	0	0	0	0
Misdemeanor	6	16	20	1	1	0	1	0	0	0	0	0	0	1	0	0	0	0	0	0
Juvenile	18	16	22	12	8	4	12	0	0	0	0	0	0	12	0	2	1	0	0	1
Total	65	57	68	54	43	11	52	0	1	1	0	0	0	54	1	2	4	0	0	1
Redwood (DOC)																				
Felony	111	56	74	98	78	20	76	4	15	2	1	0	1	97	0	6	9	0	1	0
Gross Misd.	106	67	78	96	77	19	75	3	12	5	1	0	4	92	0	4	0	5	6	0
Misdemeanor	122	95	102	109	76	33	90	1	14	0	4	0	0	109	0	18	0	1	8	5
Juvenile	82	80	74	88	51	37	42	0	33	5	8	0	0	88	2	10	4	0	1	18
Total	421	298	328	391	282	109	283	8	74	12	14	0	5	386	2	38	13	6	16	23
Renville (DOC)																				
Felony	84	26	35	75	57	18	64	1	8	0	2	0	2	73	1	7	8	0	2	0
Gross Misd.	36	38	36	41	33	8	35	2	0	0	4	0	1	40	0	0	1	2	1	0
Misdemeanor	44	57	47	51	44	7	43	1	1	0	6	0	2	49	0	6	0	0	1	0
Juvenile	16	24	26	14	14	0	10	1	0	0	3	0	0	14	0	1	2	0	0	0
Total	180	145	144	181	148	33	152	5	9	0	15	0	5	176	1	14	11	2	4	0
Rice (CCA)																				
Felony	377	146	103	434	364	70	392	13	6	6	17		3	431	4	30	33	2	9	0
Gross Misd.	282	160	121	322	268	54	296	10	2	0	14		1	321	0	16	2	7	12	0
Misdemeanor	251	246	187	295	233	62	267	6	1	0	21		3	292	0	41	0	0	13	9
Juvenile	156	132	130	158	113	45	152	3	0	2	1		1	157	0	18	8	1	1	21
Total	1066	684	541	1209	978	231	1107	32	9	8	53	0	8	1201	4	105	43	10	35	30
Rock (CCA)																				
Felony	31	15	7	38	27	11	36	1	1	0	0	0	0	38	1	3	2	2	0	0
Gross Misd.	40	26	24	42	33	9	39	1	2	0	0	0	0	42	0	0	0	1	0	0
Misdemeanor	44	49	29	65	53	12	63	0	1	1	0	0	0	65	0	7	0	0	2	1
Juvenile	15	10	11	14	9	5	14	0	0	0	0	0	0	14	0	0	1	0	0	0
Total	130	100	71	159	122	37	152	2	4	1	0	0	0	159	1	10	3	3	2	1
Roseau (DOC)																				
Felony	83	56	28	113	92	21	97	1	11	4	0	0	0	113	3	10	9	0	0	0
Gross Misd.	40	36	24	52	42	10	42	0	9	1	0	0	0	52	0	1	0	1	0	0
Misdemeanor	13	7	9	9	5	4	9	0	0	0	0	0	0	9	0	5	0	0	1	0
Juvenile	39	53	43	49	37	12	41	1	4	2	1	0	0	49	1	10	2	0	0	5
Total	175	152	104	223	176	47	189	2	24	7	1	0	0	223	4	26	11	1	1	5
St. Louis (CCA)																				
Felony	1538	626	585	1623	1265	358	1285	165	154	12	7	0	3	1620	2	129	96	10	36	3
Gross Misd.	1200	676	519	1399	1109	290	1221	41	102	0	35	0	1	1398	2	49	5	11	56	14
Misdemeanor	1674	1225	1043	1770	1389	381	1462	78	93	11	126	0	2	1768	1	191	0	4	46	166
Juvenile	471	663	602	532	373	159	373	16	71	2	70	0	2	530	1	37	21	0	10	0
Total	4883	3190	2749	5324	4136	1188	4341	300	420	25	238	0	8	5316	6	406	122	25	148	183
Scott (DOC/CPO)																				
Felony	485	263	183	569	443	126	463	51	26	19	10	0	5	564	1	48	21	1	12	1
Gross Misd.	660	452	416	707	582	125	579	51	29	8	40	0	5	702	0	27	5	5	26	3
Misdemeanor	771	841	626	971	762	209	800	68	19	19	65	0	12	959	0	142	0	1	32	1
Juvenile	226	451	475	202	160	42	161	14	9	8	10	0	5	197	0	22	8	0	7	0
Total	2142	2007	1700	2449	1947	502	2003	184	83	54	125	0	27	2422	1	239	34	7	77	5

	Criminal Sexual Conduct	Disturbing Peace	Drugs	DWI	Escape/Flight	Forgery	Gambling	Homicide	Status/Federal/Misc	Kidnaping	Obscenity	Property Damage	Robbery	Sex Related	Stolen Property	Theft	Theft Related	Traffic (exclude DWI)	Vehicle Theft	Weapons
Pope (DOC/CPO)																				
Felony	3	0	18	0	2	1	0	0	0	0	0	0	0	0	0	9	0	1	1	0
Gross Misd.	1	1	0	46	0	1	0	0	0	0	0	3	0	1	0	1	0	2	0	1
Misdemeanor	0	5	1	31	0	0	0	0	0	0	0	0	0	0	0	2	0	6	0	0
Juvenile	1	2	1	0	0	0	0	0	0	0	0	5	0	0	0	9	0	1	0	0
Total	5	8	20	77	2	2	0	0	0	0	0	8	0	1	0	21	0	10	1	1
Ramsey (CCA)																				
Felony	305	8	1460	117	80	471	0	13	78	12	0	138	97	62	96	793	498	32	2	78
Gross Misd.	20	29	0	1992	7	53	0	0	10	0	0	36	0	87	16	129	14	174	0	39
Misdemeanor	0	730	15	1887	1	6	1	0	85	0	0	85	0	150	21	548	6	1242	13	14
Juvenile	4	96	15	0	2	1	0	0	115	0	0	23	6	0	3	55	2	7	21	26
Total	329	863	1490	3996	90	531	1	13	288	12	0	282	103	299	136	1525	520	1455	36	157
Red Lake (CCA)																				
Felony	3	1	8	0	0	0	0	0	0	0	0	0	0	0	2	2	0	1	0	0
Gross Misd.	0	0	0	17	0	0	0	0	0	0	0	0	0	0	0	0	0	1	0	0
Misdemeanor	0	0	0	1	0	0	0	0	0	0	0	0	0	0	0	0	0	2	0	0
Juvenile	1	1	0	0	0	0	0	0	3	0	0	0	0	0	0	2	0	0	0	1
Total	4	2	8	18	0	0	0	0	3	0	0	0	0	0	2	4	0	4	0	1
Redwood (DOC)																				
Felony	4	2	18	3	2	3	0	1	0	0	1	3	0	0	1	9	7	1	2	0
Gross Misd.	2	2	0	66	0	0	0	0	0	0	0	0	0	1	1	9	5	3	0	0
Misdemeanor	0	14	1	44	0	0	0	0	3	0	0	3	0	0	0	7	2	18	2	0
Juvenile	1	10	2	3	0	0	0	0	6	0	2	9	1	1	2	8	0	2	4	2
Total	7	28	21	116	2	3	0	1	9	0	3	15	1	2	4	33	14	24	8	2
Renville (DOC)																				
Felony	7	1	13	3	3	1	0	0	0	0	0	3	0	0	2	10	6	0	1	1
Gross Misd.	0	1	0	30	1	1	0	0	0	0	0	0	0	0	1	0	0	4	0	1
Misdemeanor	0	3	1	40	0	0	0	0	1	0	0	0	0	0	0	1	1	1	0	0
Juvenile	2	1	0	2	1	0	0	0	0	0	0	2	0	0	1	0	0	0	2	0
Total	9	6	14	75	5	2	0	0	1	0	0	5	0	0	4	11	7	5	3	2
Rice (CCA)																				
Felony	30	0	96	27	11	14	0	0	2	0	0	22	1	0	7	52	13	9	13	6
Gross Misd.	6	2	0	225	1	6	0	0	0	0	0	2	0	1	3	18	3	20	1	1
Misdemeanor	0	39	1	123	0	0	0	0	2	0	0	9	0	0	2	25	0	76	3	1
Juvenile	5	7	16	3	1	0	0	0	15	0	0	9	0	0	2	18	1	17	14	1
Total	41	48	113	378	13	20	0	0	19	0	0	42	1	1	14	113	17	122	31	9
Rock (CCA)																				
Felony	30	0	96	27	11	14	0	0	2	0	0	22	1	0	7	52	13	9	13	6
Gross Misd.	6	2	0	225	1	6	0	0	0	0	0	2	0	1	3	18	3	20	1	1
Misdemeanor	0	39	1	123	0	0	0	0	2	0	0	9	0	0	2	25	0	76	3	1
Juvenile	5	7	16	3	1	0	0	0	15	0	0	9	0	0	2	18	1	17	14	1
Total	3	6	11	66	0	0	0	1	5	1	1	6	1	0	0	12	7	18	0	1
Roseau (DOC)																				
Felony	12	0	28	3	2	5	0	0	0	1	1	6	0	0	0	8	4	2	3	3
Gross Misd.	1	1	0	43	0	0	0	0	0	0	0	2	0	0	1	1	3	3	0	0
Misdemeanor	0	0	1	6	0	0	0	0	0	0	0	0	0	0	0	0	1	2	0	1
Juvenile	3	2	1	0	0	1	0	0	13	0	0	3	0	0	1	4	0	2	0	1
Total	16	3	30	52	2	6	0	0	13	1	1	11	0	0	2	13	8	9	3	5
St. Louis (CCA)																				
Felony	98	25	419	88	15	67	2	3	1	1	5	43	12	6	30	109	85	68	47	28
Gross Misd.	13	41	1	832	2	12	0	0	1	1	4	18	0	4	6	24	13	224	3	12
Misdemeanor	1	251	4	888	0	2	0	0	10	0	3	29	0	1	2	66	18	326	1	6
Juvenile	27	37	12	7	2	9	1	2	204	1	1	43	5	0	5	32	27	22	16	9
Total	139	354	436	1815	19	90	3	5	216	3	13	133	17	11	43	231	143	640	67	55
Scott (DOC/CPO)																				
Felony	34	0	152	26	4	26	0	1	2	0	0	12	1	0	16	67	44	17	11	7
Gross Misd.	4	1	1	447	4	8	1	0	0	0	3	18	0	0	2	33	20	79	2	5
Misdemeanor	0	88	3	460	0	0	0	0	55	1	1	12	0	0	2	18	11	214	3	4
Juvenile	3	28	5	4	0	0	0	0	53	0	0	13	1	1	4	16	2	29	5	1
Total	41	117	161	937	8	34	1	1	110	1	4	55	2	1	24	134	77	339	21	17

	2003 Year-end Population	2004 Entries	2004 Removals	2004 Year-end Population	Male	Female	White	Black	American Indian	Asian/Pacific Islander	Other Race	Unknown Race	Hispanic	Not Hispanic	Arson	Assault	Burglary	Crime Against Family	Crime Against Justice	Crime Against Government
Sherburne (DOC/CPO)																				
Felony	332	172	171	336	254	82	319	7	4	2	4	0	0	336	0	31	15	2	6	0
Gross Misd.	358	306	273	395	318	77	371	8	5	1	10	0	0	395	0	15	1	5	20	4
Misdemeanor	740	863	835	761	550	211	718	16	4	6	17	0	1	760	0	64	0	0	19	37
Juvenile	262	268	316	214	156	58	203	5	0	2	4	0	0	214	1	18	7	0	5	0
Total	1692	1609	1595	1706	1278	428	1611	36	13	11	35	0	1	1705	1	128	23	7	50	41
Sibley (DOC)																				
Felony	77	37	26	92	71	21	84	3	1	1	3	0	2	90	4	5	1	2	0	0
Gross Misd.	92	54	43	99	81	18	89	0	1	0	9	0	2	97	0	5	1	1	4	0
Misdemeanor	25	37	16	46	42	4	38	0	0	0	8	0	5	41	0	10	0	1	1	1
Juvenile	29	51	35	45	31	14	42	0	0	0	3	0	1	44	0	6	1	0	2	5
Total	223	179	120	282	225	57	253	3	2	1	23	0	10	272	4	26	3	4	7	6
Stearns (CCA)																				
Felony	958	466	397	1049	807	242	848	159	13	19	10	0	4	1045	1	89	39	9	23	3
Gross Misd.	665	492	464	714	585	129	625	52	12	6	19	0	3	711	1	27	1	7	26	7
Misdemeanor	899	1244	953	1147	880	267	964	87	11	14	71	0	3	1144	0	174	0	0	33	94
Juvenile	298	417	429	286	210	76	158	26	1	1	100	0	0	286	1	39	5	0	3	0
Total	2820	2619	2243	3196	2482	714	2595	324	37	40	200	0	10	3186	3	329	45	16	85	104
Steele (DOC/CPO)																				
Felony	170	100	86	183	157	26	155	16	4	3	5	0	7	176	1	17	17	0	1	0
Gross Misd.	271	126	122	281	238	43	232	12	1	0	36	0	0	281	0	12	1	4	11	1
Misdemeanor	302	218	212	303	246	57	180	14	0	0	109	0	0	303	0	34	0	1	13	4
Juvenile	94	79	113	60	46	14	46	6	0	1	7	0	0	60	1	7	2	0	2	2
Total	837	523	533	827	687	140	613	48	5	4	157	0	7	820	2	70	20	5	27	7
Stevens (DOC/CPO)																				
Felony	30	19	5	44	37	7	39	2	0	1	2	0	0	44	0	7	5	0	0	0
Gross Misd.	22	19	21	21	17	4	15	0	0	0	6	0	0	21	0	1	0	0	2	0
Misdemeanor	26	47	34	38	30	8	33	0	0	0	5	0	0	38	0	8	0	0	5	0
Juvenile	18	39	28	29	21	8	25	0	0	0	4	0	0	29	0	1	2	0	0	19
Total	96	124	88	132	105	27	112	2	0	1	17	0	0	132	0	17	7	0	7	19
Swift (CCA)																				
Felony	27	24	24	27	21	6	26	0	0	0	1	0	0	27	0	1	3	0	1	0
Gross Misd.	38	58	46	50	43	7	49	0	0	0	1	0	0	50	0	4	0	0	6	1
Misdemeanor	33	36	42	27	25	2	24	1	0	1	1	0	0	27	0	10	0	0	1	3
Juvenile	36	40	47	29	20	9	29	0	0	0	0	0	0	29	0	1	3	0	0	0
Total	134	158	159	133	109	24	128	1	0	1	3	0	0	133	0	16	6	0	8	4
Todd (CCA)																				
Felony	153	81	69	167	137	30	155	2	2	1	7	0	0	167	1	15	11	1	4	0
Gross Misd.	116	63	67	114	99	15	103	1	2	0	8	0	1	113	0	3	1	1	7	1
Misdemeanor	28	36	21	39	33	6	37	2	0	0	0	0	1	38	0	21	0	0	8	3
Juvenile	47	55	50	52	47	5	49	1	1	1	0	0	0	52	0	2	4	0	3	0
Total	344	235	207	372	316	56	344	6	5	2	15	0	2	370	1	41	16	2	22	4
Traverse (DOC/CPO)																				
Felony	8	6	4	10	6	4	6	0	4	0	0	0	0	10	0	1	0	0	0	0
Gross Misd.	14	12	13	13	11	2	10	0	1	0	2	0	0	13	0	0	0	0	0	0
Misdemeanor	12	17	14	15	14	1	10	2	3	0	0	0	0	15	0	3	0	0	2	2
Juvenile	20	29	25	24	13	11	11	1	8	0	4	0	0	24	0	2	1	0	0	12
Total	54	64	56	62	44	18	37	3	16	0	6	0	0	62	0	6	1	0	2	14
Wabasha (DOC/CPO)																				
Felony	42	34	9	65	57	8	59	2	0	0	4	0	0	65	0	7	3	2	2	0
Gross Misd.	146	73	64	158	128	30	153	5	0	0	0	0	0	158	0	8	1	5	9	1
Misdemeanor	170	153	148	174	132	42	170	1	1	0	2	0	0	174	0	18	0	0	7	7
Juvenile	42	104	85	61	45	16	57	1	0	1	2	0	0	61	0	3	1	0	1	0
Total	400	364	306	458	362	96	439	9	1	1	8	0	0	458	0	36	5	7	19	8
Wadena (CCA)																				
Felony	122	62	58	128	101	27	112	9	3	0	4	0	0	128	0	9	15	0	2	0
Gross Misd.	57	40	39	57	44	13	49	0	1	0	7	0	0	57	0	2	0	0	3	3
Misdemeanor	24	15	20	18	17	1	13	2	0	0	3	0	0	18	0	11	0	0	2	1
Juvenile	35	33	25	43	36	7	35	2	4	0	2	0	0	43	0	12	2	0	0	0
Total	238	150	142	246	198	48	209	13	8	0	16	0	0	246	0	34	17	0	7	4

	Criminal Sexual Conduct	Disturbing Peace	Drugs	DWI	Escape/Flight	Forgery	Gambling	Homicide	Status/Federal/Misc	Kidnaping	Obscenity	Property Damage	Robbery	Sex Related	Stolen Property	Theft	Theft Related	Traffic (exclude DWI)	Vehicle Theft	Weapons
Sherburne (DOC/CPO)																				
Felony	11	1	107	13	9	9	0	0	0	0	0	9	1	4	8	27	38	6	9	7
Gross Misd.	2	3	1	256	1	1	0	0	0	0	1	6	0	0	4	11	8	44	0	1
Misdemeanor	0	85	3	207	0	1	0	0	0	0	2	15	0	1	2	102	26	229	3	1
Juvenile	7	46	1	2	0	1	0	0	72	0	1	12	0	2	1	25	4	0	4	5
Total	20	135	112	478	10	12	0	0	72	0	4	42	1	7	15	165	76	279	16	14
Sibley (DOC)																				
Felony	5	1	30	6	1	0	1	1	0	0	0	1	0	1	1	7	6	2	3	3
Gross Misd.	0	0	0	76	0	0	0	0	0	0	0	3	0	0	0	2	4	2	0	0
Misdemeanor	0	5	0	28	0	0	0	0	0	0	0	1	0	0	1	0	1	8	1	0
Juvenile	1	5	0	0	1	0	0	0	2	0	0	7	0	0	1	7	1	4	0	2
Total	6	11	30	110	2	0	1	1	2	0	0	12	0	1	3	16	12	16	4	5
Stearns (CCA)																				
Felony	68	5	185	31	9	60	1	3	0	0	5	22	16	0	41	114	83	29	17	11
Gross Misd.	9	9	0	456	2	11	0	0	0	0	5	10	0	1	5	20	6	109	0	6
Misdemeanor	0	172	3	474	0	1	0	0	0	0	5	23	0	1	4	43	7	286	6	2
Juvenile	11	45	16	6	0	1	0	0	55	0	0	23	3	0	7	32	5	21	9	3
Total	88	231	204	967	11	73	1	3	55	0	15	78	19	2	57	209	101	445	32	22
Steele (DOC/CPO)																				
Felony	18	1	44	11	6	10	0	0	0	0	0	8	3	1	2	18	4	1	2	5
Gross Misd.	3	0	0	170	0	9	0	0	1	0	1	7	0	0	2	12	2	28	0	1
Misdemeanor	0	44	1	132	0	1	0	0	5	0	1	5	0	0	3	32	1	47	2	5
Juvenile	4	2	1	1	1	1	0	0	10	1	0	7	3	0	0	5	1	3	2	3
Total	25	47	46	314	7	21	0	0	16	1	2	27	6	1	7	67	8	79	6	14
Stevens (DOC/CPO)																				
Felony	3	2	8	0	2	0	0	0	0	1	0	0	0	0	1	7	4	1	0	0
Gross Misd.	1	0	1	14	0	0	0	0	0	0	0	0	0	0	0	0	0	2	0	0
Misdemeanor	0	0	0	26	0	0	0	0	0	0	0	1	0	0	0	0	0	1	0	0
Juvenile	0	0	1	0	0	1	0	0	0	0	0	2	0	0	0	2	1	0	0	0
Total	4	2	10	40	2	1	0	0	0	1	0	3	0	0	1	9	5	4	0	0
Swift (CCA)																				
Felony	3	0	5	3	0	1	0	0	0	0	0	0	0	0	1	4	0	1	0	0
Gross Misd.	0	1	0	27	0	2	0	0	0	0	0	0	0	0	1	0	1	4	0	0
Misdemeanor	0	8	0	3	0	0	0	0	0	0	0	0	0	0	1	0	2	5	1	0
Juvenile	0	4	0	0	0	0	0	0	8	0	0	2	0	0	1	6	0	3	1	0
Total	3	13	5	33	0	3	0	0	8	0	0	2	0	0	4	10	3	13	2	0
Todd (CCA)																				
Felony	23	0	24	6	0	4	0	2	0	0	0	3	0	0	3	26	8	3	4	0
Gross Misd.	1	2	0	73	1	5	0	0	0	0	0	3	0	0	0	9	1	14	0	2
Misdemeanor	0	5	0	3	0	0	0	0	0	0	0	6	0	0	1	3	0	6	1	1
Juvenile	8	8	1	0	0	0	0	0	11	0	0	2	0	0	3	8	0	1	1	0
Total	32	15	25	82	1	9	0	2	11	0	0	14	0	0	7	46	9	24	6	3
Traverse (DOC/CPO)																				
Felony	0	1	0	2	1	1	0	0	0	0	0	0	0	0	0	3	0	0	0	0
Gross Misd.	0	0	0	12	0	0	0	0	0	0	0	0	0	0	0	0	0	0	0	0
Misdemeanor	0	0	0	10	0	0	0	0	0	0	0	0	0	0	0	0	0	0	0	0
Juvenile	0	0	0	0	0	0	0	0	1	0	0	2	0	0	0	2	0	0	4	0
Total	0	1	0	24	1	1	0	0	1	0	0	2	0	0	0	5	0	0	4	0
Wabasha (DOC/CPO)																				
Felony	7	2	19	1	2	2	0	0	0	0	0	0	0	0	1	4	1	1	3	1
Gross Misd.	2	3	0	84	0	3	0	0	0	0	0	7	0	2	1	9	0	18	0	1
Misdemeanor	0	13	2	80	0	0	0	0	0	0	0	4	0	1	0	16	0	35	1	1
Juvenile	6	3	2	1	0	0	0	0	23	0	0	0	0	2	1	4	1	8	4	1
Total	15	21	23	166	2	5	0	0	23	0	0	11	0	5	3	33	2	62	8	4
Wadena (CCA)																				
Felony	26	0	15	2	1	4	0	1	0	0	0	4	0	0	4	15	6	1	1	0
Gross Misd.	1	1	0	41	0	0	0	0	0	0	0	3	0	0	0	6	1	10	0	0
Misdemeanor	0	4	0	0	0	0	0	0	0	0	0	1	0	0	0	3	0	4	0	0
Juvenile	3	1	1	0	1	0	0	0	8	0	1	5	0	0	0	5	0	1	3	0
Total	30	6	16	43	2	4	0	1	8	0	1	13	0	0	4	29	7	16	4	0

	2003 Year-end Population	2004 Entries	2004 Removals	2004 Year-end Population	Male	Female	White	Black	American Indian	Asian/Pacific Islander	Other Race	Unknown Race	Hispanic	Not Hispanic	Arson	Assault	Burglary	Crime Against Family	Crime Against Justice	Crime Against Government
Waseca (DOC/CPO)																				
Felony	31	33	25	39	35	4	34	3	1	0	1	0	0	39	1	3	1	1	1	0
Gross Misd.	134	64	72	129	115	14	43	4	0	0	82	0	0	129	0	6	0	0	9	2
Misdemeanor	162	120	129	150	124	26	33	1	1	0	115	0	0	150	0	30	0	0	4	18
Juvenile	46	64	59	51	46	5	11	2	0	0	38	0	0	51	3	5	0	0	0	4
Total	373	281	285	369	320	49	121	10	2	0	236	0	0	369	4	44	1	1	14	24
Washington (CCA)																				
Felony	1243	529	552	1254	956	298	1058	145	25	24	2	0	7	1247	6	71	44	6	22	4
Gross Misd.	1354	540	635	1277	1046	231	1155	63	16	12	31	0	2	1275	0	26	5	8	40	10
Misdemeanor	2771	1188	1734	2173	1687	486	1880	163	32	42	56	0	2	2171	0	168	1	4	64	67
Juvenile	254	445	422	277	217	60	228	35	1	6	7	0	0	277	8	29	9	0	9	0
Total	5622	2702	3343	4981	3906	1075	4321	406	74	84	96	0	11	4970	14	294	59	18	135	81
Watowan (DOC)																				
Felony	63	38	11	94	82	12	88	3	0	0	3	0	4	90	0	13	8	4	0	0
Gross Misd.	46	36	11	73	63	10	71	1	1	0	0	0	1	72	0	5	0	2	4	1
Misdemeanor	34	56	16	68	49	19	65	2	0	0	1	0	1	67	0	12	0	0	1	7
Juvenile	23	35	13	45	32	13	42	1	1	0	1	0	1	44	2	5	1	0	0	8
Total	166	165	51	280	226	54	266	7	2	0	5	0	7	273	2	35	9	6	5	16
Wilkin (DOC/CPO)																				
Felony	43	22	18	47	36	11	40	2	3	0	2	0	0	47	0	3	2	1	0	0
Gross Misd.	44	33	47	31	26	5	25	0	0	1	5	0	0	31	0	0	0	0	0	0
Misdemeanor	59	40	73	25	15	10	23	0	0	0	2	0	0	25	0	3	0	0	0	1
Juvenile	37	37	51	23	16	7	17	1	1	0	4	0	0	23	0	3	0	0	0	4
Total	183	132	189	126	93	33	105	3	4	1	13	0	0	126	0	9	2	1	0	5
Winona (DOC)																				
Felony	212	116	96	237	196	41	215	16	1	2	3	0	0	237	0	19	12	1	1	1
Gross Misd.	238	131	156	215	180	35	195	13	1	1	5	0	1	214	0	14	0	1	14	4
Misdemeanor	325	330	318	330	253	77	296	22	2	5	5	0	0	330	0	31	0	0	8	37
Juvenile	124	146	137	133	96	37	116	7	0	3	7	0	2	131	0	13	1	1	2	19
Total	899	723	707	915	725	190	822	58	4	11	20	0	3	912	0	77	13	3	25	61
Wright (DOC/CPO)																				
Felony	469	270	126	620	473	147	573	30	8	7	2	0	0	620	0	60	31	1	2	1
Gross Misd.	673	367	345	710	568	142	670	23	14	2	1	0	3	707	0	33	3	4	29	25
Misdemeanor	944	658	631	949	711	238	893	29	10	6	11	0	5	944	0	135	0	0	40	130
Juvenile	400	369	390	379	286	93	358	10	6	2	3	0	2	377	3	19	14	0	6	1
Total	2486	1664	1492	2658	2038	620	2494	92	38	17	17	0	10	2648	3	247	48	5	77	157
Yellow Medicine (CCA)																				
Felony	74	36	75	35	27	8	28	0	6	0	1	0	1	34	1	4	3	0	0	0
Gross Misd.	50	66	45	72	55	17	54	1	10	0	7	0	0	72	0	3	0	2	2	1
Misdemeanor	37	30	35	31	23	8	26	2	3	0	0	0	0	31	0	5	0	0	5	0
Juvenile	22	31	26	27	24	3	17	0	7	0	3	0	0	27	0	4	1	0	1	0
Total	183	163	181	165	129	36	125	3	26	0	11	0	1	164	1	16	4	2	8	1

	Criminal Sexual Conduct	Disturbing Peace	Drugs	DWI	Escape/Flight	Forgery	Gambling	Homicide	Status/Federal/Misc	Kidnaping	Obscenity	Property Damage	Robbery	Sex Related	Stolen Property	Theft	Theft Related	Traffic (exclude DWI)	Vehicle Theft	Weapons
Waseca (DOC/CPO)																				
Felony	3	0	11	2	0	2	0	0	0	0	0	3	0	0	1	5	1	0	0	1
Gross Misd.	0	2	1	76	0	1	0	0	0	0	0	5	0	1	0	5	1	6	0	1
Misdemeanor	0	12	0	64	0	0	0	0	1	0	0	0	0	0	0	4	0	32	1	0
Juvenile	0	6	2	1	0	0	0	0	10	0	0	2	0	2	0	7	3	5	0	1
Total	3	20	14	143	0	3	0	0	11	0	0	10	0	3	1	21	5	43	1	3
Washington (CCA)																				
Felony	77	6	362	53	15	94	1	2	0	1	1	29	7	8	35	117	90	10	28	15
Gross Misd.	10	11	1	974	6	9	1	0	0	0	0	12	0	2	5	40	20	87	2	5
Misdemeanor	0	140	9	1352	2	1	0	0	9	0	3	15	0	3	1	92	56	336	1	2
Juvenile	11	41	3	5	1	1	0	1	66	0	0	24	0	0	5	33	1	20	5	5
Total	98	198	375	2384	24	105	2	3	75	1	4	80	7	13	46	282	167	453	36	27
Watsonwan (DOC)																				
Felony	10	1	12	1	1	8	0	0	0	0	0	2	0	1	3	6	5	1	0	2
Gross Misd.	4	0	0	46	0	2	0	0	0	0	0	1	0	0	0	6	1	2	0	0
Misdemeanor	0	5	0	43	0	0	0	0	0	0	0	2	0	0	0	0	1	12	0	0
Juvenile	1	4	3	2	0	0	0	0	2	0	0	7	0	0	2	7	0	1	0	0
Total	15	10	15	92	1	10	0	0	2	0	0	12	0	1	5	19	7	16	0	2
Wilkin (DOC/CPO)																				
Felony	0	1	18	0	0	0	0	0	1	0	0	0	0	0	0	15	3	0	1	0
Gross Misd.	0	0	0	24	0	2	0	0	1	0	0	0	0	0	0	2	1	1	0	0
Misdemeanor	0	0	0	18	0	0	0	0	0	0	0	1	0	0	0	1	1	2	0	0
Juvenile	0	0	1	0	0	0	0	0	0	0	0	2	0	0	1	4	0	6	1	1
Total	0	1	19	42	0	2	0	0	2	0	0	3	0	0	1	22	5	9	2	1
Winona (DOC)																				
Felony	26	1	55	7	8	6	0	2	1	0	0	8	0	0	2	24	7	4	8	2
Gross Misd.	3	3	0	136	0	3	0	0	1	0	0	8	0	0	0	1	5	23	1	0
Misdemeanor	1	25	1	195	0	0	0	0	0	0	0	10	0	0	2	7	2	51	0	0
Juvenile	3	11	7	1	0	0	0	0	49	0	0	7	1	0	0	10	0	4	2	2
Total	33	40	63	339	8	9	0	2	51	0	0	33	1	0	4	42	14	82	11	4
Wright (DOC/CPO)																				
Felony	55	2	229	16	12	28	0	0	0	1	0	13	4	1	18	58	14	6	11	7
Gross Misd.	1	4	2	478	0	10	0	0	0	0	2	10	0	0	9	18	15	41	0	3
Misdemeanor	0	91	5	426	0	1	0	0	0	0	2	17	0	0	0	20	5	146	1	3
Juvenile	25	61	36	0	1	0	0	1	101	0	5	36	1	0	17	36	0	5	7	4
Total	81	158	272	920	13	39	0	1	101	1	9	76	5	1	44	132	34	198	19	17
Yellow Medicine (CCA)																				
Felony	1	0	9	2	2	0	0	1	0	0	0	2	0	0	0	2	4	0	0	0
Gross Misd.	3	0	1	38	0	0	0	0	0	0	0	2	0	0	0	2	2	9	3	1
Misdemeanor	0	11	2	5	0	0	0	0	0	0	0	2	0	0	0	2	0	5	1	0
Juvenile	2	5	1	0	0	0	0	0	5	0	0	2	0	1	1	0	0	2	1	0
Total	6	16	13	45	2	0	0	1	5	0	0	8	0	1	1	6	6	16	5	1

	2004 Year-end Population	Male	Female	White	Black	American Indian	Asian/Pacific Islander	Other Race	Unknown Race	Hispanic	Not Hispanic	Arson	Assault	Burglary	Crime Against Family	Crime Against Justice	Crime Against Government	
CCA agencies																		
Felony	30107	23125	6982	19207	8501	898	764	737	0	821	29286	109	2387	1516	135	405	37	
Gross Misd.	22647	18264	4383	18178	2525	688	328	928	0	739	21908	9	813	67	272	740	131	
Misdemeanor	29766	22714	7052	21393	4071	601	734	2967	0	1393	28373	4	3411	4	15	935	1339	
Juvenile	10263	7534	2729	5354	3058	474	641	736	0	583	9680	56	1564	521	4	416	108	
Total	92783	71637	21146	64132	18155	2661	2467	5368	0	3536	89247	178	8175	2108	426	2496	1615	
CPO agencies																		
Felony	121	98	23	103	2	4	0	12	0	3	118	0	7	5	2	2	0	
Gross Misd.	5852	4786	1066	4958	156	395	19	324	0	23	5829	0	161	18	33	216	85	
Misdemeanor	9463	7353	2110	7406	248	242	67	1500	0	41	9422	3	1059	1	12	382	509	
Juvenile	3016	2253	763	2452	93	209	25	237	0	17	2999	21	268	95	0	54	108	
Total	18452	14490	3962	14919	499	850	111	2073	0	84	18368	24	1495	119	47	654	702	
DOC agencies																		
Felony	9879	7696	2183	8251	438	944	84	162	0	67	9812	45	779	630	73	133	12	
Gross Misd.	3532	2862	670	2862	118	347	31	174	0	25	3507	0	234	35	69	190	48	
Misdemeanor	1873	1478	395	1570	90	73	21	119	0	22	1851	2	505	1	5	96	122	
Juvenile	1863	1343	520	1284	50	340	32	157	0	17	1846	13	204	67	1	35	268	
Total	17147	13379	3768	13967	696	1704	168	612	0	131	17016	60	1722	733	148	454	450	
7-County Metro																		
Felony	22996	17557	5439	13215	7904	562	661	654	0	596	22400	82	1891	1082	92	266	26	
Gross Misd.	17555	14141	3414	13714	2341	384	293	823	0	599	16956	5	637	37	211	582	69	
Misdemeanor	25107	19021	6086	17389	3872	410	688	2748	0	1148	23959	4	2827	3	11	809	963	
Juvenile	8090	5930	2160	3699	2949	332	611	499	0	519	7571	49	1320	405	1	383	74	
Total	73748	56649	17099	48017	17066	1688	2253	4724	0	2862	70886	140	6675	1527	315	2040	1132	
Non Metro counties																		
Felony	17111	13362	3749	14346	1037	1284	187	257	0	295	16816	72	1282	1069	118	274	23	
Gross Misd.	14476	11771	2705	12284	458	1046	85	603	0	188	14288	4	571	83	163	564	195	
Misdemeanor	15995	12524	3471	12980	537	506	134	1838	0	308	15687	5	2148	3	21	604	1007	
Juvenile	7052	5200	1852	5391	252	691	87	631	0	98	6954	41	716	278	4	122	410	
Total	54634	42857	11777	45001	2284	3527	493	3329	0	889	53745	122	4717	1433	306	1564	1635	
Minnesota (Statewide)																		
Felony	40107	30919	9188	27561	8941	1846	848	911	0	891	39216	154	3173	2151	210	540	49	
Gross Misd.	32031	25912	6119	25998	2799	1430	378	1426	0	787	31244	9	1208	120	374	1146	264	
Misdemeanor	41102	31545	9557	30369	4409	916	822	4586	0	1456	39646	9	4975	6	32	1413	1970	
Juvenile	15142	11130	4012	9090	3201	1023	698	1130	0	617	14525	90	2036	683	5	505	484	
Total	128382	99506	28876	93018	19350	5215	2746	8053	0	3751	124631	262	11392	2960	621	3604	2767	

	Criminal Sexual Conduct	Disturbing Peace	Drugs	DWI	Escape/Flight	Forgery	Gambling	Homicide	Status/Federal/Misc	Kidnaping	Obscenity	Property Damage	Robbery	Sex Related	Stolen Property	Theft	Theft Related	Traffic (exclude DWI)	Vehicle Theft	Weapons
CCA agencies																				
Felony	1948	132	9335	1107	776	1752	15	84	162	86	69	636	513	139	647	2848	2394	319	593	354
Gross Misd.	175	352	36	16807	84	268	8	2	44	5	32	266	0	209	104	660	259	1749	33	142
Misdemeanor	20	3286	126	13944	7	31	2	0	251	0	46	561	0	244	68	1598	187	6383	44	50
Juvenile	444	786	448	71	106	40	2	18	2178	14	12	580	248	7	147	701	335	363	320	212
Total	2587	4556	9945	31929	973	2091	27	104	2635	105	159	2043	761	599	966	5807	3175	8814	990	758
CPO agencies																				
Felony	1	3	16	41	1	1	0	0	0	0	0	2	0	2	2	6	0	3	1	1
Gross Misd.	23	36	6	3624	7	44	1	10	37	0	5	70	0	13	25	140	62	761	2	17
Misdemeanor	1	819	30	3494	2	8	3	0	219	0	13	119	0	4	16	435	116	2658	19	22
Juvenile	112	367	148	32	6	9	0	5	825	1	7	220	11	13	48	303	15	231	79	37
Total	137	1225	200	7191	16	62	4	15	1081	1	25	411	11	32	91	884	193	3653	101	77
DOC agencies																				
Felony	791	54	2434	412	205	450	7	26	15	14	12	263	49	33	284	1003	604	158	237	124
Gross Misd.	55	54	19	2223	32	79	3	0	15	0	9	115	1	5	53	225	123	344	14	39
Misdemeanor	4	234	23	891	1	3	0	0	11	1	2	59	0	1	10	89	40	317	18	12
Juvenile	74	224	52	33	8	10	0	0	228	0	4	151	8	3	37	202	7	144	68	21
Total	924	566	2528	3559	246	542	10	26	269	15	27	588	58	42	384	1519	774	963	337	196
7-County Metro																				
Felony	1395	76	7655	789	684	1465	10	62	139	79	56	454	464	113	479	2217	1973	130	439	265
Gross Misd.	109	223	25	13537	65	187	6	1	39	4	20	179	0	199	66	450	175	1059	24	101
Misdemeanor	18	2690	108	11500	6	23	2	0	259	0	33	461	0	240	56	1422	149	5418	26	41
Juvenile	327	612	377	40	98	26	1	15	1528	13	6	397	236	6	106	510	288	279	257	178
Total	1849	3601	8165	25866	853	1701	19	78	1965	96	115	1491	700	558	707	4599	2585	6886	746	585
Non-metro																				
Felony	1345	113	4130	771	298	738	12	48	38	21	25	447	98	61	454	1640	1025	350	392	214
Gross Misd.	144	219	36	9117	58	204	6	11	57	1	26	272	1	28	116	575	269	1795	25	97
Misdemeanor	7	1649	71	6829	4	19	3	0	222	1	28	278	0	9	38	700	194	3940	55	43
Juvenile	303	765	271	96	22	33	1	8	1703	2	17	554	31	17	126	696	69	459	210	92
Total	1799	2746	4508	16813	382	994	22	67	2020	25	96	1551	130	115	734	3611	1557	6544	682	446
Minnesota (Statewide)																				
Felony	2740	189	11785	1560	982	2203	22	110	177	100	81	901	562	174	933	3857	2998	480	831	479
Gross Misd.	253	442	61	22654	123	391	12	12	96	5	46	451	1	227	182	1025	444	2854	49	198
Misdemeanor	25	4339	179	18329	10	42	5	0	481	1	61	739	0	249	94	2122	343	9358	81	84
Juvenile	630	1377	648	136	120	59	2	23	3231	15	23	951	267	23	232	1206	357	738	467	270
Total	3648	6347	12673	42679	1235	2695	41	145	3985	121	211	3042	830	673	1441	8210	4142	13430	1428	1031

Appendix C. 2004 Supervised Release Totals

Table 1. December 31, 2004, Supervised Release, Parole, and Intensive Supervised Release (ISR) Population, by County

County	Adult							Certified Adult			Extended Juvenile Jurisdiction (EJJ)			Juvenile	Total
	Parole	SR	CIP	ISR	CMR	CR	Sub-Total	SR	ISR	Sub-Total	Parole	SR	Sub-Total	Parole	
Aitkin		4		1			5								5
Anoka	4	92	6	30		1	133							1	134
Becker		22	4	7			33	1		1				2	36
Beltrami	1	30	4	11			46	1		1	1		1		48
Benton		12	2	2			16								16
Bigstone		2					2								2
Blue Earth		21	9	9			39								39
Brown		7	2	4			13							1	14
Carlton	1	7	1	4		1	14								14
Carver		14	2	1			17	1		1					18
Cass		22	2	6	3	1	34					1	1	1	36
Chippewa		7	1	1			9							1	10
Chisago		20	3				23							2	25
Clay		40	2	10			52							2	54
Clearwater		4	1	1			6								6
Cook		5					5								5
Cottonwood		2		1		1	4								4
Crow Wing		29	2	10		1	42								42
Dakota	1	71	6	18			96	1		1				1	98
Dodge		4		1			5								5
Douglas		17	3	3			23								23
Faribault		14		1			15								15

County	Adult							Certified Adult			Extended Juvenile Jurisdiction (EJJ)			Juvenile	Total
	Parole	SR	CIP	ISR	CMR	CR	Sub-Total	SR	ISR	Sub-Total	Parole	SR	Sub-Total	Parole	
Fillmore		2					2							1	3
Freeborn		6		3			9		1	1					10
Goodhue	1	19	1	5			26								26
Grant		3					3								3
Hennepin	22	651	25	221		13	932	9	8	17				9	958
Houston		1	2				3								3
Hubbard		5		1			6								6
Isanti		18	2	2			22								22
Itasca		26	2	7		1	36							2	38
Jackson			2	1			3								3
Kanabec		10	1	2			13							1	14
Kandiyohi		29	3	3			35								35
Kittson		1	1				2								2
Koochiching		9					9								9
Lac Qui Parle		1					1								1
Lake		8		1			9								9
Lake of the Woods		1					1								1
Le Sueur	1	10		1			12								12
Lincoln		1	1				2								2
Lyon		7	4	2			13								13
McLeod		4					4							1	5
Mahnomen		4	1				5							1	6
Marshall		16	1	6		1	24								24
Martin		11	2	3			16								16
Meeker		10	1	1			12								12
Mille Lacs		21	2				23								23
Morrison	1	14	2	2		1	20	1		1					21

County	Adult							Certified Adult			Extended Juvenile Jurisdiction (EJJ)			Juvenile	Total
	Parole	SR	CIP	ISR	CMR	CR	Sub-Total	SR	ISR	Sub-Total	Parole	SR	Sub-Total	Parole	
Mower	1	16	1	2			20								20
Murray		7	1	2			10								10
Nicollet		16	2	43		2	63		1	1					64
Nobles	2	7		1			10								10
Norman		1					1								1
Olmsted		69	4	13		1	87							1	88
Otter Tail	1	25	5	3			34								34
Pennington		11	2	4			17								17
Pine	1	28	2	3			34								34
Pipestone		3					3								3
Polk		26	3	5		2	36							1	37
Pope		3					3								3
Ramsey	9	440	32	93		6	580	2	4	6		1	1		587
Red Lake		4	1	2			7								7
Redwood		9		2			11							1	12
Renville		7	1	2			10								10
Rice		14		9			23							2	25
Rock		2	2				4								4
Roseau		2	1				3								3
St. Louis		29	1	6		1	37								37
Scott		20	2	5		1	28	1		1				1	30
Sherburne		2					2								2
Sibley	3	70	8	35		2	118	2	1	3	1		1		122
Stearns	1	54	7	18		1	81							1	82
Steele		18	3	5			26							1	27
Stevens		6					6								6
Swift		4					4								4
Todd		19		2			21								21

County	Adult							Certified Adult			Extended Juvenile Jurisdiction (EJJ)			Juvenile	Total
	Parole	SR	CIP	ISR	CMR	CR	Sub-Total	SR	ISR	Sub-Total	Parole	SR	Sub-Total	Parole	
Traverse		1					1								1
Wabasha		2		2			4								4
Wadena		10					10								10
Waseca		4					4								4
Washington	1	44	1	12			58		2	2				1	61
Watonwan		5	1				6								6
Wilkin		2					2								2
Winona		25	2	10			37								37
Wright	1	31	7	11			50	1		1				4	55
Yellow Medicine		7	1				8								8
Unknown		89		31		2	122	1	4	5				3	130
Interstate	1	145		32		3	181	1	1	2				1	184
Grand Total	53	2611	193	735	3	42	3637	22	22	44	2	2	4	43	3728

Key

SR: Supervised Release
CIP: Challenge Incarceration Program
ISR: Intensive Supervised Release
CMR: Conditional Medical Release
CR: Conditional Release

Table 2. December 31, 2004, Supervised Release, Parole, and Intensive Supervised Release (ISR) Population, Summary Statistics

Summary Level	Adult							Certified Adult			Extended Juvenile Jurisdiction (EJJ)			Juvenile	Total
	Parole	SR	CIP	ISR	CMR	CR	Sub-Total	SR	ISR	Sub-Total	Parole	SR	Sub-Total	Parole	
CCA Counties	45	1725	114	491		29	2404	15	15	30	1	1	2	19	2455
Non-CCA Counties	7	652	79	181	3	8	930	5	2	7	1	1	2	20	959
Total (In-State)	52	2377	193	672		37	3334	20	17	37	2	2	4	39	3414
7-County Metro	37	1341	73	381		21	1853	13	14	27		1	1	12	1893
Non-Metro	15	1036	120	291	3	16	1481	7	3	10	2	1	3	27	1521
Total (In-State)	52	2377	193	672		37	3334	20	17	37	2	2	4	39	3414
Total (In-State)	52	2377	193	672		37	3334	20	17	37	2	2	4	39	3414
Unknown		89		31		2	122	1	4	5				3	130
Interstate	1	145		32		3	181	1	1	2				1	184
Grand Total	53	2611	193	735	3	42	3637	22	22	44	2	2	4	43	3728

Table 3. December 31, 2004, Supervised Release, Parole, and Intensive Supervised Release (ISR) Population, Status/Gender/Race Statistics

Status/Gender/Race Category	Adult	Certified Adult	Extended Juvenile Jurisdiction (EJJ)	Juvenile	Total
Parole	53		2	43	98
Supervised Release (SR)	2611	22	2		2635
Conditional Medical Release (CMR)	3				3
Conditional Release (CR)	42				42
Challenge Incarceration Pgr. (CIP)	193				193
Intensive Supervised Release (ISR)	735	22			757
Female	269		2	4	275
Male	3368	44	2	39	3453
Asian	76	9	2	2	87
Black	991	15	2	6	1014
American Indian	184	4	1	5	194
White- Non-Hispanic	2124	14	1	26	2165
White- Hispanic	262	2		4	268
Grand Total	3637	44	4	43	3728

Appendix D. Court Services in Minnesota

(December 31, 2004)

31 CCA
 Community Corrections Act area provides all court services.

29 CPO
 County provides svcs. for juveniles/adult non-felonies; State Corrections Department provides services for adult felons.

27 DOC
 State Corrections Department provides all court services

