

2003 Nonresidential Construction in the Twin Cities Region

The purpose of this report is to provide a regionwide review of nonresidential construction projects and the general level of construction. The report contains information about commercial, industrial, and public projects for which building permits were issued during 2003. Metropolitan Council gathers the information through an annual construction survey sent to communities in the seven-county region. The report provides, where available, building name or owner/developer, address, project description, value, square footage, and whether the project is a new structure or addition.

The data set compiled by Metropolitan Council should be a fairly comprehensive representation of nonresidential construction begun in 2003, with the following exceptions: 1) Communities were only requested to provide information for projects valued at \$100,000 or more. 2) The primary focus is on commercial and industrial development. Public buildings are also included, but it has not been an intended goal to cover the full range of public infrastructure investment. 3) There is a variable time lag between the time of permit issuance and the start of construction. 4) Most, but not all communities in the region provided information.

This report provides a valuable complement to other market analyses of vacancy and absorption rates for Twin Cities commercial and industrial markets. Metropolitan Council appreciates the cooperation of local government units in supplying the information.

Contents

Page 2	Summary
Page 3	Figure 1: Permit Value by General Type Figure 2: Valuation by Use
Page 4	About the Data
Page 6	Table 1: Regional Summary of 2003 Nonresidential Building Permits by Type
Page 7	Table 2: Larger Nonresidential Projects in 2003
Page 10	Table 3: Twin Cities Region by County Figure 3: Share of Twin Cities Region by County
Page 11	Table 4: Twin Cities Region by Planning Area Figure 4: Share of Twin Cities Region by Planning Area
Page 12	Table 5: Community Totals of Square Footage and Value
Page 17	Table 6: Individual Projects Listing

Summary

Commercial and industrial absorption and vacancy rates showed signs of improvement in 2003, though not enough to spur market demand at levels seen a few years ago. Nevertheless, many projects went forward in 2003 as businesses developed spaces suited to specific needs, redeveloped sites, and expanded at existing locations.

The projects detailed in this report represent over \$1.4 billion in building permit valuation, regionwide. Projects for which size information was available represent 10.8 million square feet, but this information is much less complete than the valuation data. Commercial uses account for 37 percent of aggregate value and industrial uses 11 percent, with the public sector making up a full half of the total. For 1.3 percent, the type was unknown (\$19.1 million).

Permits for new construction made up 57 percent of the regional total valuation; additions 24 percent; and details were missing for the remaining 19 percent.

Of the commercial/industrial subtotal, 26 percent was office space (\$180.5 million), 25 percent was retail (\$174.8 million) and 10 percent was office/warehouse (\$70 million). Other industrial uses, including manufacturing and warehouse space, added to 14 percent. The remaining 25 percent came from a variety of commercial uses, among them medical clinics, restaurants, and mixed use projects.

A significant level of investment occurred at the Minneapolis-St. Paul International Airport—over \$226 million in airside, landside, and environmental projects. The next-largest contributor to the public construction total was schools, at \$149.4 million. New buildings were built in the Lakeville School District, at Hamline University (St. Paul), and Argosy University (Eagan). A number of sizeable school additions went forward in locations across the region. Public recreation-related projects totaled \$111 million and government buildings \$81 million.

The largest individual public project was the new Guthrie Theatre building on the Minneapolis riverfront (\$83 million). Other major projects reported in the “public” category for purposes of this report included city and county government buildings, the North Memorial Medical Center addition, and new visitor/resource center at Como Park.

The largest retail project permitted in 2003 was the new IKEA store adjacent to the Mall of America, with 338,000 square feet. Over half of the value of regional retail construction was from large projects of \$3 million or more, or at least 50,000 square feet (19 projects). These included a variety of general merchandise stores, discounters, sporting goods stores, auto dealers and grocers. The balance of retail (46 percent) was from 110 smaller-scale projects.

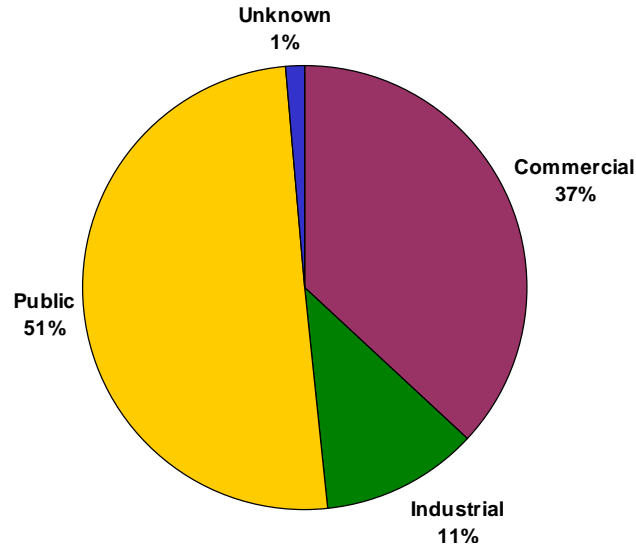
Substantial office space was added by new Wells Fargo buildings (Shoreview and Minneapolis) and expansion at the Guidant Corporation campus (Arden Hills). This report includes many smaller individual office buildings and clusters of buildings (120 listings in all). In addition to the cities mentioned above, other leading locations for office space activity included Coon Rapids, Maple Grove, and St. Paul.

Office/warehouse facilities of 200,000-plus square feet were sited in Greenfield (Archway Marketing Services) and Lino Lakes (Distribution Alternatives). The largest warehouse projects

went up in South St. Paul (Dakota Bulk Terminal, \$10.6 million) and in New Hope (Navarre Corporation, \$5.1 million).

Figure 1

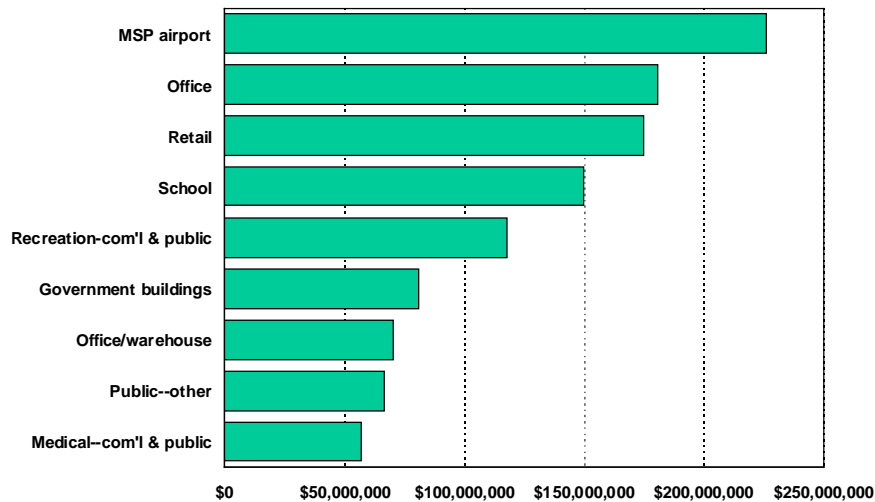
2003 Nonresidential Building Permit Value
Percent Shares by General Type
Twin Cities Region



Combined, the use categories shown in the figure below accounted for 78 percent of the region's total nonresidential construction value.

Figure 2

2003 Nonresidential Construction
Valuation by Use:
Twin Cities Region



About the data

Measuring the volume of nonresidential construction activity over a given period of time is not entirely straightforward. Some information sources that report on new developments focus on when construction started, some on how much development is underway at a point in time, some on when a structure is completed or occupied. In this report, projects are counted at the time building permits are issued by local units of government. No information on demolitions is included, so the data represents a gross construction volume, but not the net gain in property value or space. With subsequent annual updates, the data should be useful for assessing longer-range trends.

Multiple building permits may be issued for a given project, separate from the permit for the major structural work—for example, for foundation work, mechanical, electrical, and finishing work. Metropolitan Council has attempted to represent the permit valuation and square footage for all new projects and additions (if over \$100,000) and to avoid duplicate reporting of these. However, there may be some inconsistency because of the complexity of some projects and differences among local permit record-keeping systems. Where it was possible to differentiate, we have not included permits that were only for remodeling, mechanical, electrical, plumbing, and finishing work.

Project “value” reflects the estimated cost of construction reported on the building permit. Permit values exclude some costs including land and landscaping, and are typically lower than actual cost.

Some permits issued by federal and state agencies may not be included.

Data collection methods

--A survey form was sent to each city and township, requesting the following information:

- Building name or tenant (if unknown, list developer)
- Address
- Parcel identification number (PIN)
- Description of building use
- Square footage
- Permit value of building
- New building or addition

--Some cities and townships provided information in their own reporting format rather than using the survey form. This information was added to the data file as appropriate.

--To promote consistency and completeness, survey responses were validated with Service Availability Charge (SAC) reports where possible. Additional information from SAC reports was incorporated where appropriate.

--Each listing was designated as either “Commercial,” “Industrial,” or “Public”. A more detailed use descriptor was also added. Subtotals of construction volume by each use appear in Table 1. The Public category includes government-owned structures and semi-public buildings owned or

occupied by nonprofit organizations (including religious). All schools were coded as Public use, whether ownership is public or private.

--The Minneapolis-St. Paul International Airport and the Fort Snelling area are not within the boundaries of a minor civil division. The information on construction in these areas was received from the Metropolitan Airports Commission and the Veterans Administration.

Other construction activity may have occurred, on properties of other state and federal jurisdictions, that are not included in this report.

At MSP Airport, “airside” projects include: construction and paving of runways, taxiways, aircraft parking aprons; runway lighting, landing aids, air-traffic facilities, and safety features. “Landside” projects include: administration and maintenance facilities, aircraft maintenance and hangar facilities, fueling facilities, ground access roadways/infrastructure, including LRT, passenger and cargo terminals, parking ramps and lots, car rental facilities, lighting/HVAC/communications, and fire-rescue. “Environmental” projects include: aircraft deicing and glycol recovery facilities, stormwater facilities, sewer and water facilities and connections, aircraft noise mitigation, and wetland mitigation.

Table 1 provides subtotals for each use category, for both square footage and permit value, and the resulting valuation per square foot calculation. Square footage information was not available for many of the projects. The column showing valuation per square foot is based only on those projects for which there was both valuation and square footage data.

Table 3 provides subtotals of total nonresidential permit activity by community. It also has columns to show the number of projects that had square footage data. *City-to-city comparisons may not be valid if there are differences in survey completeness or cities’ methods of permit valuation.*

Detailed project information is provided in Table 6, including community; name of building, firm or builder; project description; use; square footage; permit value; new or addition; and building type. Address and developer information is available on the Council’s web site, www.metrocouncil.org/metroarea/stats.htm, under “development”.

Table 1**Regional Summary of 2003 Nonresidential Building Permits by Type**

	Square Footage	Permit Value	Value/ Square Ft.	# of Projects Listed	
				Total projects	# With Sq.Ft. Reported
Commercial	6,244,011	532,931,212	68	436	355
Bank	188,589	19,960,382	106	19	19
Hotel	44,200	3,331,888	75	1	1
Medical	234,371	31,692,726	96	30	23
Mixed use	327,412	32,419,434	70	22	18
Office	1,901,579	180,477,325	83	120	104
Other	2,730	1,110,000	407	2	1
Ramp	-	23,874,269	-	4	0
Recreation	105,837	7,147,945	42	18	10
Restaurant	191,527	27,684,971	115	45	36
Retail	2,871,206	174,833,507	54	129	113
Service	376,560	25,027,965	43	43	30
Use unknown		5,370,800	-	3	0
Industrial	2,573,636	165,693,551	42	124	96
Manufacturing	553,506	33,674,813	59	36	33
Office/warehouse	1,530,326	69,973,999	38	53	39
Warehouse	473,294	36,533,739	34	29	20
Other	10,750	1,196,000	83	3	2
Use unknown	5,760	24,315,000	23	3	2
Public	1,903,847	729,959,213	117	163	90
Government	573,703	80,718,780	93	21	15
Medical	2,280	25,174,468	249	5	1
Other incl. airport	204,492	292,628,314	201	32	16
Recreation	73,586	110,601,736	119	26	15
Religious	440,374	64,477,513	91	38	25
School	583,004	149,426,943	134	37	16
Retail		100,000	-	1	0
Service	26,408	1,431,459	54	2	2
Ramp	-	5,400,000	-	1	0
Type/use unknown	72,632	19,184,497	31	23	3
TOTAL	10,794,126	\$1,447,768,473	70	746	544

Table 2**Larger Nonresidential Projects in 2003, Twin Cities Region**

<u>Community</u>	<u>Name of Building, Firm or Builder</u>	<u>Square Footage</u>	<u>Permit Value</u>	<u>New bldg. or Addition</u>
Commercial				
<u>Hotel</u>				
Brooklyn Park	Grand Rios Water Park	44,200	3,331,888	A
Hotels at least 50,000 sq. ft. or \$3 million in value.				
<u>Office</u>				
Shoreview	Wells Fargo	400,000	40,000,000	N
Minneapolis	Wells Fargo Home Mortgage	175,929	24,761,700	N
Arden Hills	Guidant	112,000	13,675,000	A
St. Paul	St. Paul Public Housing Agency		11,675,000	N
Coon Rapids	Medtronic	56,000	10,400,000	A
Maple Grove	Weaver Lake Town Office Park	86,298	5,387,473	N
Arden Hills	Guidant	30,000	5,197,000	A
Arden Hills	Guidant	58,000	4,450,000	A
Little Canada	District Council 82	60,500	2,923,000	N
Woodbury	The Bainey Group, contractor	77,878	895,000	A
Offices at least 50,000 sq. ft. or \$5 million in value.				
<u>Retail</u>				
Bloomington	IKEA	338,049	26,234,323	N
Inver Grove Hgts.	Wal-Mart	130,500	6,200,000	N
Shakopee	Home Depot	104,795	5,344,545	N
Woodbury	Target	141,552	5,000,000	A
Columbus Twp.	Gander Mountain	96,275	4,700,000	N
Cottage Grove	Kohls	96,751	4,500,000	N
Shorewood	Cub Foods	60,000	4,250,000	A
Blaine	Kohl's	88,244	3,800,000	N
Blaine	Menards		3,542,000	N
Lakeville	Jeff Belzer Chevrolet	97,410	3,400,000	A
Savage	Cub Foods	71,368	3,400,000	N
Lakeville	Cub Foods	71,368	3,390,000	N
Shakopee	Apple Ford	55,227	3,200,000	N
Blaine	Club West Plaza	47,709	3,145,000	N
Arden Hills	Cub	55,000	3,022,858	N
Rogers	Kohl's	80,000	3,000,000	N

<u>Community</u>	<u>Name of Building, Firm or Builder</u>	<u>Square Footage</u>	<u>Permit Value</u>	<u>New bldg. or Addition</u>
Coon Rapids	J.C. Penney	93,800	2,800,000	N
Oak Park Hgts.	Kohl's	93,000	2,500,000	N
Lakeville	Gander Mountain	86,398	2,431,000	N
			93,859,726	

Retail buildings at least 50,000 sq. ft. or \$3 million in value.

Industrial

Office/warehouse

Greenfield	Archway Marketing Services	200,000	8,414,615	N
Lino Lakes	Distribution Alternatives	265,516	5,315,630	N
Brooklyn Park	PDL	65,540	5,175,551	N
Lakeville	Cloverleaf Cold Storage	123,554	3,712,000	A
Brooklyn Park	R R Donnely	120,000	3,002,736	N
Shoreview	Rice Creek II	71,500	2,700,000	N

Office/warehouse buildings at least 75,000 sq. ft. or \$2.5 million in value.

Warehouse

South St. Paul	Dakota Bulk Terminal		10,594,171	N
New Hope	Navarre Corporation		5,100,000	A
Brooklyn Center	Caribou Coffee	109,000	2,900,000	N
Lakeville	Performance Office Papers	94,230	2,700,000	A

Warehouses at least 75,000 sq. ft. or \$2.5 million in value.

Other industrial

Waconia	Medallion Cabinetry mfg/ofc HQ	20,000	3,300,000	N
Chanhassen	General Mills mfg/warehouse	45,828	2,500,000	A
Chanhassen	Banta manufacturing	43,000	2,500,000	N

Industrial buildings other than warehouse or office/warehouse,
at least 75,000 sq. ft. or \$3 million in value.

<u>Community</u>	<u>Name of Building, Firm or Builder</u>	<u>Square Footage</u>	<u>Permit Value</u>	<u>New bldg. or Addition</u>
Public				
<u>School</u>				
Lakeville	Lakeville High School No 2	359,000	41,722,000	N
New Hope	Cooper High School		9,986,665	A
White Bear Lake	Church of St. Mary	80,878	9,000,000	A
Hopkins	Ind. School District #270		5,995,000	A
Richfield	Academy of Holy Angels	71,500	5,900,000	A
North Oaks	ISD #621		5,539,355	A
St. Paul	Macalester College-Turck Hall		5,500,000	A
Osseo	Osseo Junior High		5,220,500	A
St. Paul	Hamline University		5,200,000	N
Mounds View	Edgewood School	1,580	5,179,996	A
Eagan	Argosy University		5,090,000	N
Jordan	St. John the Baptist		5,000,000	A

School projects at least 50,000 sq. ft. or \$5 million in value.

Other public

Minneapolis	Guthrie Theatre		82,985,770	N
Robbinsdale	North Memorial Medical Center		20,000,000	A
Arden Hills	Ramsey County ofc/mtce bldg	200,000	16,487,874	N
Eagan	City government		15,000,000	A
St. Paul	Como Park visitor & resource ctr		14,455,811	N
Chaska	Water treatment plant	16,000	12,043,973	N
Lino Lakes	Lino Lakes Correctional Facility	66,258	11,407,096	N
Chanhausen	Eckanhar Spiritual Center	53,790	7,000,000	N
Andover	Constance Free Church	81,880	2,603,000	A

Public buildings other than schools, at least 50,000 sq. ft. or \$10 million in value.

Table 3

**2003 Nonresidential Building Permits
Twin Cities Region by County**

<u>County</u>	<u>Square Feet</u>	<u>Permit Value</u>
Anoka	1,885,780	\$130,497,156
Carver	398,811	53,290,973
Dakota	1,972,541	196,185,523
Hennepin	2,727,350	649,709,486
Ramsey	1,811,630	294,486,208
Scott	564,519	53,573,837
Washington	1,433,495	70,025,290
Region	10,794,126	\$1,447,768,473

Figure 3

**2003 Nonresidential Construction
Share of Twin Cities Region by County**

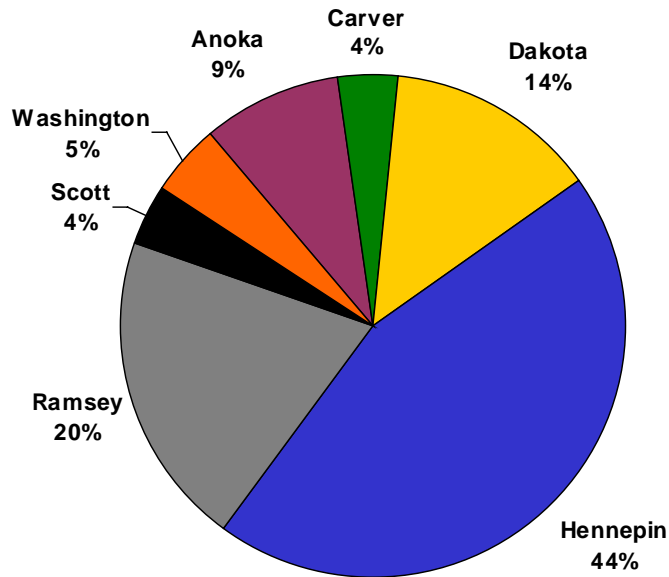


Table 4

**2003 Nonresidential Building Permits
Twin Cities Region by Planning Area**

<u>Planning Area</u>	<u>Square Feet</u>	<u>Permit Value</u>
Central Cities	225,070	263,014,951
Developed suburbs	3,581,792	592,631,819
Developing suburbs	6,244,385	526,566,895
Rural centers	88,444	21,674,000
Rural area	591,435	39,652,808
Not in Metropolitan Council jurisdiction	63,000	4,228,000
Region	10,794,126	1,447,768,473

Figure 4

**2003 Nonresidential Construction
Share of Twin Cities Region by Planning Area**

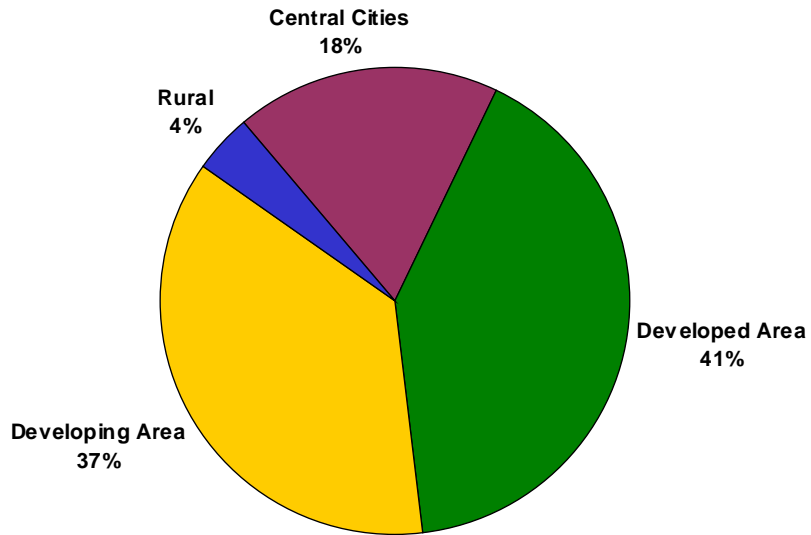


Table 5

**2003 Nonresidential Permits
Community Totals of Square Footage and Value**

<u>Community</u>	<u>County</u>	<u>Square feet</u>	<u>Permit Value</u>	<u># Projects listed</u>	
				<u>w/sq. ft.</u>	<u>w/value</u>
Andover Total	Anoka	117,700	4,400,375	3	3
Anoka Total	Anoka	110,634	6,082,792	7	7
Bethel Total	Anoka	-	-	-	-
Blaine Total	Anoka/Ramsey	392,071	32,317,186	28	36
Burns Twp. Total	Anoka	60,692	3,853,621	8	8
Centerville Total	Anoka	9,000	308,000	1	1
Circle Pines Total	Anoka	-	-	-	-
Columbia Hgts. Total	Anoka	19,968	4,301,738	2	3
Columbus Twp. Total	Anoka	206,571	6,173,000	4	4
Coon Rapids Total	Anoka	416,937	31,621,943	24	24
East Bethel Total	Anoka	42,078	3,324,694	4	4
Fridley Total	Anoka	62,897	3,664,677	7	7
Ham Lake Total	Anoka	-	6,432,890	-	11
Hilltop Total	Anoka	-	-	-	-
Lexington Total	Anoka	-	-	-	-
Lino Lakes Total	Anoka	353,768	18,749,530	6	6
Linwood Twp. Total	Anoka	-	-	-	-
Oak Grove Total	Anoka	-	1,709,000	-	2
Ramsey Total	Anoka	84,674	3,987,910	6	6
Spring Lake Park Total	Anoka/Ramsey	22,624	4,295,000	4	4
St. Francis Total	Anoka	-	-	-	-
Benton Twp. Total	Carver	3,577	1,722,000	2	2
Camden Twp. Total	Carver	-	-	-	-
Carver Total	Carver	36,000	2,000,000	2	2
Chanhassen Total	Carver/Hennepin	210,150	16,583,000	7	7
Chaska Total	Carver	45,000	14,489,973	4	4
Chaska Twp. Total	Carver	-	-	-	-
Cologne Total	Carver	-	-	-	-
Dahlgren Twp. Total	Carver	-	-	-	-
Hamburg Total	Carver	-	-	-	-
Hancock Twp. Total	Carver	-	-	-	-
Hollywood Twp. Total	Carver	-	-	-	-
Laketown Twp. Total	Carver	3,928	500,000	1	1
Mayer Total	Carver	14,904	851,000	2	3
New Germany Total	Carver	-	-	-	-
Norwood Young America Total	Carver	-	2,386,000	-	3
San Francisco Twp. Total	Carver	-	-	-	-

<u>Community</u>	<u>County</u>	<u>Square feet</u>	<u>Permit Value</u>	<u># Projects listed</u>	
				<u>w/sq. ft.</u>	<u>w/value</u>
Victoria Total	Carver	10,169	6,692,000	2	4
Waconia Total	Carver	74,100	9,620,000	5	5
Waconia Twp. Total	Carver	-	-	-	-
Watertown Total	Carver	-	-	-	-
Watertown Twp. Total	Carver	30,840	400,000	1	1
Young America Twp. Total	Carver	13,143	547,000	3	3
Apple Valley Total	Dakota	58,155	9,615,000	8	16
Burnsville Total	Dakota	162,240	19,789,689	15	17
Castle Rock Twp. Total	Dakota	3,840	-	1	-
Coates Total	Dakota	7,461	537,565	1	1
Douglas Twp. Total	Dakota	11,644	1,025,981	1	1
Eagan Total	Dakota	56,650	31,570,000	6	19
Empire Twp. Total	Dakota	3,000	1,125,000	1	2
Eureka Twp. Total	Dakota	-	-	-	-
Farmington Total	Dakota	-	7,740,000	-	3
Greenvale Twp. Total	Dakota	-	-	-	-
Hampton Total	Dakota	No response	-	-	-
Hampton Twp. Total	Dakota	-	-	-	-
Hastings Total	Dakota/Wash.	64,468	6,611,451	8	9
Inver Grove Hgts. Total	Dakota	255,205	15,202,500	10	11
Lakeville Total	Dakota	1,097,381	78,202,866	27	28
Lilydale Total	Dakota	1,500	230,300	1	1
Marshan Twp. Total	Dakota	No response	-	-	-
Mendota Hgts. Total	Dakota	121,018	5,503,000	3	4
Mendota Total	Dakota	-	-	-	-
Miesville Total	Dakota	-	-	-	-
New Trier Total	Dakota	-	-	-	-
Nininger Twp. Total	Dakota	-	-	-	-
Randolph Total	Dakota	-	-	-	-
Randolph Twp. Total	Dakota	-	-	-	-
Ravenna Twp. Total	Dakota	-	-	-	-
Rosemount Total	Dakota	-	1,795,000	-	3
Sciota Twp. Total	Dakota	-	-	-	-
South St. Paul Total	Dakota	119,783	15,832,171	6	8
Sunfish Lake Total	Dakota	-	-	-	-
Vermillion Total	Dakota	-	-	-	-
Vermillion Twp. Total	Dakota	-	-	-	-
Waterford Twp. Total	Dakota	-	-	-	-
West St. Paul Total	Dakota	10,196	1,405,000	3	4
Bloomington Total	Hennepin	412,988	30,411,973	7	7
Brooklyn Center Total	Hennepin	172,206	9,715,705	6	6
Brooklyn Park Total	Hennepin	465,475	37,669,854	16	19
Champlin Total	Hennepin	63,331	3,484,535	7	7

<u>Community</u>	<u>County</u>	<u>Square feet</u>	<u>Permit Value</u>	<u># Projects listed</u>	
				<u>w/sq. ft.</u>	<u>w/value</u>
Corcoran Total	Hennepin	19,050	1,125,000	3	3
Crystal Total	Hennepin	-	230,000	-	1
Dayton Total (Hennepin part)	Hennepin	2,640	200,000	1	1
Deephaven Total	Hennepin	2,000	1,200,000	1	1
Eden Prairie Total	Hennepin	-	29,322,800	-	4
Edina Total	Hennepin	-	722,318	-	2
Excelsior Total	Hennepin	-	-	-	-
Golden Valley Total	Hennepin	36,478	3,166,000	2	2
Greenfield Total	Hennepin	200,000	8,414,615	1	1
Greenwood Total	Hennepin	-	-	-	-
Hanover Total (Hennepin part)	Hennepin	-	-	-	-
Hassan Twp. Total	Hennepin	37,060	1,829,408	4	4
Hopkins Total	Hennepin	1,937	13,949,750	1	6
Independence Total	Hennepin	-	-	-	-
Long Lake Total	Hennepin	14,960	1,165,200	2	2
Loretto Total	Hennepin	-	-	-	-
Maple Grove Total	Hennepin	347,518	20,619,296	16	16
Maple Plain Total	Hennepin	-	-	-	-
Medicine Lake Total	Hennepin	3,000	350,000	1	1
Medina Total	Hennepin	37,926	2,403,000	3	4
Minneapolis Total	Hennepin	225,070	157,320,695	5	32
Minnetonka Beach Total	Hennepin	-	-	-	-
Minnetonka Total	Hennepin	6,424	4,238,507	2	4
Minnetrista Total	Hennepin	-	-	-	-
Mound Total	Hennepin	35,000	2,400,000	1	1
MSP airport/Ft. Snelling area	Hennepin	-	231,492,000	-	5
New Hope Total	Hennepin	-	19,936,665	-	4
Orono Total	Hennepin	11,040	2,388,398	1	2
Osseo Total	Hennepin	-	5,220,500	-	1
Plymouth Total	Hennepin	134,199	7,551,400	15	15
Richfield Total	Hennepin	106,592	8,759,741	6	7
Robbinsdale Total	Hennepin	2,790	20,350,000	1	2
Rockford Total (Hennepin part)	Hennepin	63,000	4,228,000	2	2
Rogers Total	Hennepin	159,740	7,789,000	7	7
Shorewood Total	Hennepin	60,000	4,250,000	1	1
Spring Park Total	Hennepin	4,200	105,126	1	1
St. Bonifacius Total	Hennepin	-	-	-	-
St. Louis Park Total	Hennepin	No response	-	-	-
St. Mary's Point Total	Hennepin	-	-	-	-

<u>Community</u>	<u>County</u>	<u>Square feet</u>	<u>Permit Value</u>	<u># Projects listed</u>	
				<u>w/sq. ft.</u>	<u>w/value</u>
Tonka Bay Total	Hennepin	-	-	-	-
Wayzata Total	Hennepin	39,726	4,300,000	2	2
Woodland Total	Hennepin	-	-	-	-
St. Anthony Total	Henn./Ramsey	49,827	2,800,000	2	2
Arden Hills Total	Ramsey	526,500	45,908,385	10	10
Falcon Hgts. Total	Ramsey	3,230	525,000	1	1
Gem Lake Total	Ramsey	-	-	-	-
Lauderdale Total	Ramsey	-	-	-	-
Little Canada Total	Ramsey	142,730	8,004,440	10	10
Maplewood Total	Ramsey	167,796	16,891,000	10	10
Mounds View Total	Ramsey	24,365	6,579,996	3	3
New Brighton Total	Ramsey	23,347	5,246,498	4	9
North Oaks Total	Ramsey	-	8,548,554	-	3
North St. Paul Total	Ramsey	49,740	6,600,000	1	2
Roseville Total	Ramsey	100,900	9,946,100	7	7
Shoreview Total	Ramsey	524,000	54,059,000	7	9
St. Paul Total	Ramsey	-	105,694,256	-	39
Vadnais Hgts. Total	Ramsey	65,664	3,074,000	8	8
White Bear Lake Total	Ramsey	128,264	15,133,022	8	11
White Bear Twp. Total	Ramsey	11,433	5,650,757	1	10
Belle Plaine Total	Scott	37,540	8,392,000	7	7
Belle Plaine Twp. Total	Scott	-	-	-	-
Blakeley Twp. Total	Scott	-	-	-	-
Cedar Lake Twp. Total	Scott	-	-	-	-
Credit River Twp. Total	Scott	-	1,125,408	-	1
Elko Total	Scott	-	-	-	-
Helena Twp. Total	Scott	-	-	-	-
Jackson Twp. Total	Scott	-	1,339,000	-	1
Jordan Total	Scott	-	8,045,000	-	5
Louisville Twp. Total	Scott	-	247,680	-	1
New Market Total	Scott	-	-	-	-
New Market Twp. Total	Scott	-	-	-	-
Prior Lake Total	Scott	-	-	-	-
Sand Creek Twp. Total	Scott	-	525,000	-	1
Savage Total	Scott	210,726	13,821,000	15	15
Shakopee Total	Scott	316,253	19,778,830	11	11
Spring Lake Twp. Total	Scott	-	299,919	-	1
St. Lawrence Twp. Total	Scott	-	-	-	-
Afton Total	Washington	-	-	-	-
Bayport Total	Washington	-	-	-	-
Baytown Twp. Total	Washington	-	-	-	-
Birchwood Total	Washington	-	-	-	-
Cottage Grove Total	Washington	240,034	10,776,800	9	10

<u>Community</u>	<u>County</u>	<u>Square feet</u>	<u>Permit Value</u>	<u># Projects listed</u>	
				<u>w/sq. ft.</u>	<u>w/value</u>
Dellwood Total	Washington	-	550,000	-	1
Denmark Twp. Total	Washington	12,000	600,000	1	1
Forest Lake Total	Washington	106,333	11,816,000	15	16
Grant Total	Washington	No response	-	-	-
Grey Cloud Twp. Total	Washington	-	-	-	-
Hugo Total	Washington	47,051	3,238,000	5	5
Lake Elmo Total	Washington	8,750	686,600	5	5
Lake St. Croix Beach Total	Washington	-	-	-	-
Lakeland Shores Total	Washington	-	-	-	-
Lakeland Total	Washington	3,150	203,000	1	1
Landfall Total	Washington	-	-	-	-
Marine on St. Croix Total	Washington	-	-	-	-
May Twp. Total	Washington	-	-	-	-
New Scandia Twp. Total	Washington	-	260,000	-	1
Newport Total	Washington	-	921,543	-	2
Oak Park Hgts. Total	Washington	135,551	4,936,500	5	5
Oakdale Total	Washington	247,418	8,875,047	13	13
Pine Springs Total	Washington	-	-	-	-
St. Paul Park Total	Washington	-	-	-	-
Stillwater Total	Washington	83,839	4,803,300	8	9
Stillwater Twp. Total	Washington	-	-	-	-
West Lakeland Twp. Total	Washington	3,900	900,000	1	1
Willernie Total	Washington	-	-	-	-
Woodbury Total	Washington	545,469	21,458,500	40	41
Region Total		20,780,791	1,447,768,473	548	749

Table 6
2003 Nonresidential Building Permits, Twin Cities Region
Individual Projects Listing

Community	Name of Building, Firm or Builder	Description	Use	Sq. Ft.	Permit Value	New/Addn	Type
Afton	None						
Andover	Molly Professional	Office center #2	office	22,928	1,118,375	N	C
Andover	Fairbanks Property	Retail strip mall	retail	12,892	679,000	N	C
Andover	Constance Free Church	Church addition	religious	81,880	2,603,000	A	P
Anoka	Anoka Assoc. LLC	Retail, multi-tenant	retail	12,390	715,000	N	C
Anoka	Anoka Assoc. LLC	Retail, multi-tenant	retail	7,440	485,000	N	C
Anoka	Meadow Creek III	Retail, multi-tenant	retail	5,229	470,000	N	C
Anoka	Paper Cut Converting	Office & warehouse space	o/w	24,192	925,000	N	I
Anoka	Retail Services	Office, training, warehouse space	o/w	23,023	650,000	A	I
Anoka	Bendiscke Concrete	Cold storage/warehouse	warehouse	3,360	146,500	N	I
Anoka	Mt. Olive Lutheran Church	Sanctuary & classrooms	religious	35,000	2,691,292	A	P
Apple Valley	Wells Fargo Bank	Bank; addition	bank	2,130	475,000	A	C
Apple Valley	Apple Valley Eye Clinic	Eye clinic	medical	4,624	901,000	N	C
Apple Valley	Park Dental	Dental clinic	medical	4,100	254,000		C
Apple Valley	Knob Ridge Business Park	Town offices	office	20,154	2,682,000		C
Apple Valley	Wise Swim School	School	recreation	9,456	520,000	N	C
Apple Valley	Wise Swim School	School; indoor pool	recreation		110,000		C
Apple Valley	Denny's Restaurant	Remodel & 1,225 SF addn	restaurant		230,000	A	C
Apple Valley	Enjoy Restaurant	Footings/foundation only	restaurant		243,000		C
Apple Valley	Krispy Kreme	Fast food restaurant	restaurant	4,693	468,000	N	C
Apple Valley	Andy's Market	Car wash addition	retail	1,800	164,000	A	C
Apple Valley	Valley Sales of Apple Valley	Retail; remodel & 2 additions	retail		2,200,000		C
Apple Valley	Pinnacle Ridge	Office/warehouse	o/w	11,198	670,000	N	I
Apple Valley	City of Apple Valley	Pumping facility	other		277,000		P
Apple Valley	Minnesota Zoo	Lemur exhibit	recreation		220,000		P
Apple Valley	Minnesota Zoo	Gift shop	retail		100,000		P
Apple Valley	Scott Highlands Middle School	School; add bathrooms	school		101,000	A	P
Arden Hills	Anchor Bank	Bank	bank	25,000	1,050,000	A	C
Arden Hills	Guidant	Office/training	office	112,000	13,675,000	A	C
Arden Hills	Guidant	Office	office	30,000	5,197,000	A	C
Arden Hills	Guidant	Office/research	office	58,000	4,450,000	A	C
Arden Hills	Kevin Tramm Construction	Office	office	12,000	903,239	N	C
Arden Hills	Cub	Grocery store	retail	55,000	3,022,858	N	C
Arden Hills	Oppidan	Shannon Square addition (strip mall)	retail	3,500	380,000	A	C
Arden Hills	Ramsey County	Office/maintenance bldg	gov	200,000	16,487,874	N	P
Arden Hills	Ramsey County	County sheriff (footings & foundation)	gov	30,000	282,414	A	P
Arden Hills	Cummings Park	Park building	recreation	1,000	460,000	N	P
Bayport	None						

Table 6
2003 Nonresidential Building Permits, Twin Cities Region
Individual Projects Listing

Community	Name of Building, Firm or Builder	Description	Use	Sq. Ft.	Permit Value	New/Addn	Type
Baytown Twp.	None						
Belle Plaine	Belle Plaine Co-op	Retail	retail	5,760	221,000	A	C
Belle Plaine	Emma Krumbree's	Retail/apple processing	retail	15,680	481,000	N	C
Belle Plaine	JD's Auto Center	Auto repair	service	2,500	268,000	N	C
Belle Plaine	Water tank	Water tank	other	2,500	493,000	N	P
Belle Plaine	WWTF (2 buildings)	Wastewater treatment buildings	other	6,000	6,520,000	N	P
Belle Plaine	Park shelters (2)	Park shelters	recreation	3,500	141,000	N	P
Belle Plaine	Satellite classrooms (2)	School; classrooms	school	1,600	268,000	N	P
Belle Plaine Twp.	None						
Benton Twp.	Bongard's Creamery	Waste water plant, industrial	mfg	2,208	958,000	N	I
Benton Twp.	Bongard's Creamery	Ammonia compressor room, industrial	mfg	1,369	764,000	A	I
Bethel	None						
Birchwood	None						
Blaine	Zimmerman Stucco	Office/warehouse	office	4,324	199,500	A	C
Blaine	Blaine Brothers Maintenance	Warehouse	warehouse	9,510	525,700	A	I
Blaine	Club West Bank Bldg	Bank	bank	5,400	100,000	N	C
Blaine	Wells Fargo	Bank	bank	3,600	800,000	A	C
Blaine		Medical office building	medical	10,332	1,100,000	N	C
Blaine	TJB Town Center	Office	office	7,226	300,000	N	C
Blaine	University Park Office Center Bldg 1	Office	office	5,350	237,301	N	C
Blaine	University Park Office Center Bldg 2	Office	office	4,200	197,330	N	C
Blaine	Taco Bell/Long John Silver's	Fast food restaurant	restaurant	4,001	546,000	N	C
Blaine	Hankerings Restaurant	Restaurant	restaurant	6,400	835,000	N	C
Blaine	Carol's Calico Kitchen	Restaurant	restaurant	6,203	700,000	N	C
Blaine	Arby's	Fast food restaurant	restaurant	4,002	545,000	N	C
Blaine	Arby's	Fast food restaurant	restaurant	4,002	620,000	N	C
Blaine	Club West Plaza	Retail	retail	47,709	3,145,000	N	C
Blaine	Club West Bank Bldg	Retail	retail	1,271	500,000	N	C
Blaine	Walgreens	Pharmacy/retail	retail	14,474	1,200,000	N	C
Blaine	Mainstreet Marketplace Retail Ctr	Retail	retail	12,988	780,000	N	C
Blaine	Menards	Retail	retail		3,542,000	N	C
Blaine	Natl Market Ctr Bldg 2	Retail	retail	24,230	2,361,825	N	C
Blaine	Natl Market Ctr Bldg 1	Retail	retail	14,077	1,338,530	N	C
Blaine	Victory Village	Retail	retail		600,000	N	C
Blaine	Victory Village Bldg B	Retail	retail	7,270	500,000	N	C
Blaine	Victory Village	Retail	retail		650,000	N	C
Blaine	Pier 1 Imports	Retail	retail	1,610	515,000	A	C
Blaine	Creekview Retail Ctr	Retail	retail	14,874	550,000	N	C

Table 6
2003 Nonresidential Building Permits, Twin Cities Region
Individual Projects Listing

Community	Name of Building, Firm or Builder	Description	Use	Sq. Ft.	Permit Value	New/Addn	Type
Blaine	Kohl's	Retail	retail	88,244	3,800,000	N	C
Blaine	Proform Construction		mfg	10,672	560,000	N	I
Blaine			mfg	6,400	225,000	N	I
Blaine	Master Mobile Home Service	Office/warehouse	o/w	10,624	481,000	N	I
Blaine	DC Building	Office/warehouse	o/w		850,000	N	I
Blaine	Hokanson Cornerstone Bldg	Office/warehouse	o/w	51,250	2,000,000	N	I
Blaine	Quan Technology	Office/warehouse	o/w	11,828	730,000	N	I
Blaine	I.S.D #12		school		288,000	N	P
Blaine					250,000	N	
Blaine					562,000	N	
Blaine					183,000	N	
Blakeley Twp.	None						
Bloomington	Olive Garden	Restaurant	restaurant	11,882	1,100,000	N	C
Bloomington	Caribou/Fantastic Sams	Restaurant/retail	retail	4,460	227,683	N	C
Bloomington	Freeway 66 Service Center	Retail/auto service	retail	7,360	495,600	N	C
Bloomington	IKEA	Retail/warehouse	retail	338,049	26,234,323	N	C
Bloomington	Discount Tire	Auto service/retail	service	7,480	522,908	N	C
Bloomington	City of Bloomington	Government/salt & sand storage	other	17,900	650,000	N	P
Bloomington	Sheila Wellstone Center	Women's shelter	service	25,857	1,181,459	N	P
Brooklyn Center	Arby's	Fast food restaurant	restaurant	3,454	605,000	N	C
Brooklyn Center	Oriental Market	Grocery store	retail	1,400	200,000	A	C
Brooklyn Center	Douglas Metal	Sheet metal shop	mfg	9,587	515,000	A	I
Brooklyn Center	Holiday support facility	Food prep & distribution	mfg	38,025	2,495,705	N	I
Brooklyn Center	Caribou Coffee	Warehouse/retail	warehouse	109,000	2,900,000	N	I
Brooklyn Center	Garden City School	Elementary school	school	10,740	3,000,000	A	P
Brooklyn Park	Grand Rios Water Park	Convention center/hotel/water park	hotel	44,200	3,331,888	A	C
Brooklyn Park	Columbia Medical Clinic	Medical clinic	medical	42,276	4,367,530	N	C
Brooklyn Park	American Furniture Liquidators	Retail	retail	15,000	875,226	A	C
Brooklyn Park	Interstate Batteries	Retail	retail	49,992	1,633,301	N	C
Brooklyn Park	Walgreens	Pharmacy/retail	retail	14,504	1,002,206	N	C
Brooklyn Park	Edinburgh Pet Hospital	Veterinary clinic	service	4,845	499,035	N	C
Brooklyn Park	Medsource	Industrial	mfg	2,376	176,204	A	I
Brooklyn Park	Egan Companies	Office/warehouse	o/w	14,041	898,534	A	I
Brooklyn Park	PDL	Manufacturer's admin office, lab	o/w	65,540	5,175,551	N	I
Brooklyn Park	R R Donnely	Office/warehouse	o/w	120,000	3,002,736	N	I
Brooklyn Park	S.T. Specialty Foods	Manufacturer/warehouse	warehouse	26,400	1,047,355	A	I
Brooklyn Park	Technical Plating	Warehouse	warehouse		166,260	A	I
Brooklyn Park	Brooklyn Park Police Dept.	Police department	gov		3,645,300	A	P

Table 6
2003 Nonresidential Building Permits, Twin Cities Region
Individual Projects Listing

Community	Name of Building, Firm or Builder	Description	Use	Sq. Ft.	Permit Value	New/Addn	Type
Brooklyn Park	Brooklyn Park Free Church	Church	religious	12,800	960,000	A	P
Brooklyn Park	Edinbrook Church	Church	religious		2,837,728	A	P
Brooklyn Park	Northbrook SDA Church	Church	religious	19,401	1,389,000	N	P
Brooklyn Park	Birch Grove Elementary	Elementary school	school	8,500	1,820,000	A	P
Brooklyn Park	Fair Oaks Elementary	Elementary school	school	9,600	1,300,000	A	P
Brooklyn Park	Park Brook Elementary	Elementary school	school	16,000	3,542,000	A	P
Burns Twp.	Chancellor Radio Broadcast	Radio tower & building	other	2,730	1,110,000	N	C
Burns Twp.	Dove Development	Mini storage buildings	service	12,000	120,000	N	C
Burns Twp.	Opes, Inc	Sales/repair lawn equipment	service	7,600	329,916	N	C
Burns Twp.	Keystone Conveyor	Manufacturing and assembly	mfg	5,750	221,500	N	I
Burns Twp.	Cedar Creek Masonry	Office/warehouse	o/w	6,000	200,352	N	I
Burns Twp.	Nowthen Publishing	Office/warehouse	o/w	8,356	231,853	N	I
Burns Twp.	A & B Welding	Commercial vehicle storage	other	9,000	240,000	A	I
Burns Twp.	St. John's Church	Church/school	religious	9,256	1,400,000	A	P
Burnsville	Duren Dental Clinic	Dental clinic	medical	3,980	760,156	N	C
Burnsville	Grand Market Place - Bldg B	Retail and office	mixed	34,413	2,358,000	N	C
Burnsville	River Hills Town Office Park	Office building	office	25,450	1,700,400	N	C
Burnsville	Sunset Ponds Office Park	Office building	office	4,167	520,875	N	C
Burnsville	Sunset Ponds Office Park	Office building	office	4,167	520,875	N	C
Burnsville	Sunset Ponds Office Park	Office building	office	3,072	384,000	N	C
Burnsville	Sunset Ponds Office Park	Office building	office	3,072	384,000	N	C
Burnsville	Sunset Ponds Office Park	Office building	office	3,072	384,000	N	C
Burnsville	Midwest Volleyball Warehouse	Recreation building	recreation	3,576	327,438	A	C
Burnsville	IHOP Restaurant	Restaurant	restaurant	4,993	758,747	N	C
Burnsville	Riverwood Crossing Strip Center	Retail center	retail	8,640	550,000	N	C
Burnsville	Burnsville Trailer Hitch	Trailer rental	service	866	110,000	A	C
Burnsville	Toyota Auto Dealer	Auto service center	service	45,437	2,333,798	A	C
Burnsville	Granite Properties	Office warehouse-shell only	o/w	2,500	1,097,400	N	I
Burnsville	Mackin Books	Office/warehouse	o/w	14,835	500,000	A	I
Burnsville	Heart of the City - Park-N-Ride	Public parking garage	ramp		5,400,000	N	P
Burnsville	Nicollet Commons Park	City park area	recreation		1,700,000	N	P
Camden Twp.	None						
Carver	Public works/fire station	Public works/fire station	gov	26,000	1,000,000	N	P
Carver	Water treatment plant	Water treatment plant	other	10,000	1,000,000	N	P
Castle Rock Twp.	Travis Overbye	Storage pole shed		3,840		N	
Cedar Lake Twp.	None						
Centerville	Peter Rosentel (owner)	Retail; lease	retail	9,000	308,000	N	C
Champlin	Anoka Hennepin Credit Union	Bank	bank	5,242	380,118	N	C

Table 6
2003 Nonresidential Building Permits, Twin Cities Region
Individual Projects Listing

Community	Name of Building, Firm or Builder	Description	Use	Sq. Ft.	Permit Value	New/Addn	Type
Champlin	First Minnesota Bank	Bank	bank	6,592	491,484	N	C
Champlin	Maple Bank	Bank and office space	bank	19,214	1,070,077	N	C
Champlin	Acacia Real Estate Development	Office building	office	7,670	326,128	N	C
Champlin	Arby's	Restaurant	restaurant	3,616	241,946	N	C
Champlin	Buffalo Wild Wings	Restaurant	restaurant	5,352	374,640	N	C
Champlin	Aldi Foods	Grocery store	retail	15,645	600,142	N	C
Chanhassen	Century Blvd Court	Mixed Use	mixed	10,319	1,000,000	N	C
Chanhassen	Chanhassen Lakes Bus. Ctr. Condos	Mixed Use	mixed	28,913	1,400,000	N	C
Chanhassen	Crossroads Plaza	Restaurant	restaurant	8,300	1,383,000	N	C
Chanhassen	General Mills	Manufacturing/warehouse	mfg	45,828	2,500,000	A	I
Chanhassen	Vengra Design	Manufacturing/office	mfg	20,000	800,000	N	I
Chanhassen	Eckanhar Spiritual Center	Religious	religious	53,790	7,000,000	N	P
Chanhassen	Banta	Manufacturing	mfg	43,000	2,500,000	N	I
Chaska	Holiday Station Store	Gas station/convenience store	retail	4,000	950,000	N	C
Chaska	Victory Lane Carwash	Car wash	service	5,000	696,000	N	C
Chaska	Crown Extrusions	Industrial	mfg	20,000	800,000	A	I
Chaska	Water treatment plant	Water treatment plant	other	16,000	12,043,973	N	P
Chaska Twp.	None						
Circle Pines	None						
Coates	Lunda Construction	Office building (industrial)	office	7,461	537,565	N	C
Cologne	None						
Columbia Hgts.	Todd Johnson DDS	Dental clinic; partial valuation	medical	3,416	316,425	N	C
Columbia Hgts.	Profile Tool	Industrial building	mfg	16,552	700,313	N	I
Columbia Hgts.	Minneapolis Water Works	Water filtration plant; partial valuation	other		3,285,000	N	P
Columbus Twp.	Gander Mountain	Retail	retail	96,275	4,700,000	N	C
Columbus Twp.	INC	Storage	service	82,320	186,000	N	C
Columbus Twp.	Coates Trailer	Retail/factory	mfg	22,360	1,093,000	N	I
Columbus Twp.	Buetow Brothers Stucco	Business/storage	warehouse	5,616	194,000	N	I
Coon Rapids	Central Bank	Bank	bank	12,500	1,280,000	N	C
Coon Rapids	First Advantage Bank	Bank	bank	5,958	775,000	N	C
Coon Rapids	Foley Partners	Retail in mixed use	mixed	24,232	1,846,000	A	C
Coon Rapids	Foley Partners	Retail/restaurant in mixed use	mixed	6,336	785,000	N	C
Coon Rapids	Multi-tenant retail	Retail in mixed use	mixed	27,387	1,370,000	N	C
Coon Rapids	Landmark Mortgage	Office	office	4,572	388,000	N	C
Coon Rapids	Medtronic	Office/medical	office	56,000	10,400,000	A	C
Coon Rapids	North Metro Realtors Assn	Office	office	4,957	500,000	N	C
Coon Rapids	Parent Professional Building	Office	office	14,300	786,555	N	C
Coon Rapids	Home Town Buffet	Restaurant	restaurant	9,000	1,100,000	N	C

Table 6
2003 Nonresidential Building Permits, Twin Cities Region
Individual Projects Listing

Community	Name of Building, Firm or Builder	Description	Use	Sq. Ft.	Permit Value	New/Addn	Type
Coon Rapids	IHOP Restaurant	Restaurant	restaurant	5,000	1,225,438	N	C
Coon Rapids	Archivers & vacant tenant	Retail	retail	11,500	1,195,000	N	C
Coon Rapids	Cal Spas	Retail	retail	6,000	300,000	N	C
Coon Rapids	Cas.Cor/Sol. Lvg/M.Mat	Retail	retail	15,800	1,133,950	N	C
Coon Rapids	J.C. Penney	Retail	retail	93,800	2,800,000	N	C
Coon Rapids	Multi-tenant retail	Retail, multi-tenant	retail	2,340	158,000	N	C
Coon Rapids	Pier 1 Imports	Retail	retail	10,120	930,000	N	C
Coon Rapids	Harco Moving Company	Office/warehouse	o/w	12,181	450,000	N	I
Coon Rapids	Jorgenson Office/Warehouse	Office/warehouse	o/w	48,728	1,295,000	N	I
Coon Rapids	Fritolay	Warehouse	warehouse	21,600	1,200,000	A	I
Coon Rapids	Steinwall, Inc.	Warehouse	warehouse	16,892	1,050,000	A	I
Coon Rapids	Coon Rapids Recycling Center	Public/salvage	other	1,600	150,000	N	P
Coon Rapids	Coon Rapids Dam Pavilion	Public/recreation	recreation	5,000	375,000	N	P
Coon Rapids	Thorpe Park Warming House	Public/recreation	recreation	1,134	129,000	N	P
Corcoran	Grove Nursery	Nursery	retail	3,800	175,000	N	C
Corcoran	Park Place Storage	Storage units	service	12,000	650,000	N	C
Corcoran	Immanuel United Methodist	Church	religious	3,250	300,000	A	P
Cottage Grove	Wells Fargo	Bank	bank	8,250	950,000	N	C
Cottage Grove	Severson Horse Farm	Arena	recreation	14,400	225,800	A	C
Cottage Grove	Subway	Fast food restaurant	restaurant	3,480	354,000	N	C
Cottage Grove	Kohls	Retail	retail	96,751	4,500,000	N	C
Cottage Grove	Menards	Retail	retail	28,800	412,000	A	C
Cottage Grove	Acorn Mini Storage	Storage	service	21,337	365,000	N	C
Cottage Grove	3M Bldg 145	Industrial; silo	mfg		500,000	A	I
Cottage Grove	3M Bldg 185	Industrial	mfg	19,000	2,100,000	N	I
Cottage Grove	CCE Technologies	Industrial	mfg	13,000	320,000	A	I
Cottage Grove	Schmid Packaging	Industrial	mfg	35,016	1,050,000	N	I
Credit River Twp.	Small/equine animal clinic	Veterinarian clinic	service		1,125,408	N	C
Crystal	Unknown	New Commercial			230,000	N	C
Dahlgren Twp.	None						
Dayton	Countryside Covers	Sales & service - truck toppers	retail	2,640	200,000	N	C
Deephaven	Excelsior Fire District	Fire substation	gov	2,000	1,200,000	N	P
Dellwood	Dellwood Hills Golf Club	Maintenance building	recreation		550,000	N	C
Denmark Twp.	Ace Trailer Sales	Retail and repair	retail	12,000	600,000	N	C
Douglas Twp.	Bill Holst	Clubhouse	recreation	11,644	1,025,981	N	C
Eagan	Children's Therapy Center	Medical	medical		865,000	N	C
Eagan	Dental Office	Dental clinic	medical		400,000	N	C
Eagan	Dr. Bauer, DDS	Dental clinic	medical		1,346,000	N	C

Table 6
2003 Nonresidential Building Permits, Twin Cities Region
Individual Projects Listing

Community	Name of Building, Firm or Builder	Description	Use	Sq. Ft.	Permit Value	New/Addn	Type
Eagan	Jerry Szoka	Oxford Dev. Bldg A	office	3,000	205,000	N	C
Eagan	Jerry Szoka	Oxford Dev. Bldg B	office	3,000	205,000	N	C
Eagan	Cedar Villas	Clubhouse	recreation		225,000	N	C
Eagan	Alliance Health Care	Medical supply	retail		750,000	N	C
Eagan	Eagan Citgo	Gas station	retail		100,000	A	C
Eagan	Kohls	Retail	retail		2,000,000	A	C
Eagan	Centennial Ridge Bldg 1	Retail	retail	11,690	500,000	N	C
Eagan	Copy Right Printing	Printing	service		600,000	N	C
Eagan	Jim Cooper's Tire	Auto-tire store	service		1,400,000	N	C
Eagan	Villaume Industries	Manufacturer; shop addition	mfg	4,800	149,000	A	I
Eagan	Bax Global	Office/warehouse	o/w	32,000	1,300,000	N	I
Eagan	PBBS Equipment Corp	Warehouse addition	warehouse	2,160	160,000	A	I
Eagan	City of Eagan	City government	gov		15,000,000	A	P
Eagan	Beautiful Savior Lutheran Church	Church	religious		275,000	A	P
Eagan	Eagan Alliance Church	Church	religious		1,000,000	A	P
Eagan	Argosy University	School	school		5,090,000	N	P
East Bethel	Galaxy Gymnastics	Gymnastics center	recreation	7,728	593,703	N	C
East Bethel	Rogers Rod and Custom	Retail	retail	6,750	408,599	N	C
East Bethel	Wayne's Liquors	Retail	retail	5,600	199,163	N	C
East Bethel	Our Saviours Lutheran Church	Church	religious	22,000	2,123,229	N	P
Eden Prairie	New commercial buildings (8)	8 permits, new commercial buildings			3,791,800	N	C
Eden Prairie	Additions, commercial bldgs (6)	6 permits, commercial additions			1,349,000	A	C
Eden Prairie	New industrial buildings (8)	8 permits, new industrial buildings			1,795,000	N	I
Eden Prairie	Additions, industrial bldgs (5)	5 permits, industrial additions			22,387,000	A	I
Edina	Yorkdale Shoppes	Restaurant	restaurant		372,318	N	C
Edina	City of Edina	Skate board park	recreation		350,000	N	P
Elko	None						
Empire Twp.	Cemstone	Enclose existing plant	mfg		125,000		I
Empire Twp.	Rochan Corp (Dakota County)	Accessory building		3,000	1,000,000		
Eureka Twp.	None						
Excelsior	None						
Falcon Hgts.	Dino's Gyros	Restaurant	restaurant	3,230	525,000	N	C
Farmington	Farmington Lutheran Church	Church	religious		3,100,000	N	P
Farmington	Farmington Lutheran Church	Church, education wing	religious		140,000	A	P
Farmington	ISD #192	Cafeteria	school		4,500,000	A	P
Forest Lake	Park Place	Bldg shell; office/retail/8 apartments	mixed	16,096	4,000,000	N	C
Forest Lake	Park Place; Forest Lk Embroidery	Retail in mixed use	mixed	2,093	60,000	N	C
Forest Lake	Park Place; Verbout Tax	Office in mixed use bldg	mixed	1,496	60,000	N	C

Table 6
2003 Nonresidential Building Permits, Twin Cities Region
Individual Projects Listing

Community	Name of Building, Firm or Builder	Description	Use	Sq. Ft.	Permit Value	New/Addn	Type
Forest Lake	Park Place II	Office/retail/apartments	mixed	6,393	2,500,000	N	C
Forest Lake	Broadway Commons II	Bldg shell plus Avalon Homes	office	9,578	373,500	N	C
Forest Lake	Broadway Commons II	Centennial Mortgage	office		157,000	N	C
Forest Lake	The Plaza	Frandsen Corp	office	2,942	252,000	N	C
Forest Lake	The Plaza	Gaughan Properties	office	1,942	100,000	N	C
Forest Lake	The Plaza	Johnson Law Office	office	1,742	40,000	N	C
Forest Lake	The Plaza	Chamber of Commerce	office	1,650	32,000	N	C
Forest Lake	The Plaza	Gaughan Properties-vacant	office	1,014	25,000	N	C
Forest Lake	The Plaza	Diamond Find	retail	847	40,000	N	C
Forest Lake	The Plaza	Frankincense & Myrth	retail	1,536	1,500	N	C
Forest Lake	Walgreens	Pharmacy/retail	retail	13,686	1,200,000	N	C
Forest Lake	The Plaza	LaGrande' Salon	service	4,418	175,000	N	C
Forest Lake	Hosanna Lutheran Church	Church	religious	40,900	2,800,000	A	P
Fridley	Dahlke Trailer Sales	Trailer sales	retail	23,488	871,885	N	C
Fridley	Hilltop Trailer Sales	Trailer sales	retail	3,433	126,526	A	C
Fridley	Crayon Box Daycare	Daycare	service	10,226	697,000	N	C
Fridley	Minco Products Inc	Manufacturing	mfg	10,952	657,120	A	I
Fridley	Xtra Lease	Warehouse	o/w	11,790	471,146	N	I
Fridley	Unity Hospital	Hospital	medical	2,280	568,000	A	P
Fridley	Minneapolis Water Works	City water works	other	728	273,000	A	P
Gem Lake	None						
Golden Valley	Central Bank	Bank	bank	21,003	2,100,000	N	C
Golden Valley	Infinity	Auto dealer	retail	15,475	1,066,000	A	C
Grant	No response						
Greater Ft. Snelling Area	Veterans Administration	Veterans Hospital area	medical		2,525,000		P
Greater Ft. Snelling Area	Veterans Administration	National Cemetary area	other		2,832,000		P
Greenfield	Archway Marketing Services	Office/warehouse	o/w	200,000	8,414,615	N	I
Greenvale Twp.	None						
Greenwood	None						
Grey Cloud Twp.	None						
Ham Lake	Joseph P Varley Construction	Abra Auto Body	service		1,350,000	N	C
Ham Lake	J & H Construction	Office/warehouse	o/w		300,000	N	I
Ham Lake	Landborg Sons Inc	Office/warehouse	o/w		550,000	N	I
Ham Lake	Landborg Sons Inc	Office/warehouse	o/w		350,000	N	I
Ham Lake	Landborg Sons Inc	Office/warehouse	o/w		250,000	N	I
Ham Lake	Sierra Corp Shoreview	Office/warehouse	o/w		720,000	N	I
Ham Lake	Stone Construction	Office/warehouse	o/w		900,000	N	I
Ham Lake	Stone Construction	Office/warehouse	o/w		700,000	A	I

Table 6
2003 Nonresidential Building Permits, Twin Cities Region
Individual Projects Listing

Community	Name of Building, Firm or Builder	Description	Use	Sq. Ft.	Permit Value	New/Addn	Type
Ham Lake	Stone Construction	Office/warehouse	o/w		700,000	N	I
Ham Lake	Stone Construction	Office/warehouse	o/w		112,890	N	I
Ham Lake	Family of Christ Lutheran Church	Church	religious		500,000	A	P
Hamburg	None						
Hampton	No response						
Hampton Twp.	None						
Hancock Twp.	None						
Hanover	None						
Hassan Twp.	Northdale Mall	Retail; for tenants	mixed	10,224	789,408	N	C
Hassan Twp.	Northdale Mall	Retail; shell only	mixed	12,672	380,000	N	C
Hassan Twp.	Pazazz Salon	Salon and spa; buildout	service	3,900	160,000		C
Hassan Twp.	Cross	Office/warehouse/storage	o/w	10,264	500,000	N	I
Hastings	Dr. Chad Patterson	Chiropractic clinic	medical	3,159	430,000	N	C
Hastings	Dr. Slapnicher	Eye clinic	medical	5,964	800,000	N	C
Hastings	Siewerts Office Building	Office	office	15,008	750,000	N	C
Hastings	Hastings Gymnastics	Gymnastics center	recreation	4,000	147,583	A	C
Hastings	Panera Bread	Restaurant/bakery	restaurant	4,825	430,000	N	C
Hastings	Green Lawn	Storage warehouse	warehouse	7,344	209,500	N	I
Hastings	Dakota County	Government center	gov	22,368	3,338,000	A	P
Hastings	Minnesota Veterans Home	Veterans home - elevator addition	medical		381,468	A	P
Hastings	MN Department of Transportation	Salt storage warehouse	other	1,800	124,900	N	P
Hastings	None						
Helena Twp.	None						
Hilltop	None						
Hollywood Twp.	None						
Hopkins	City of Hopkins	Fire station	gov		3,400,000	N	P
Hopkins	City of Hopkins	Public works addn-industrial bldg	other		3,200,000	A	P
Hopkins	City of Hopkins	Hopkins Pavillion - restroom addn/mez	recreation		600,000	A	P
Hopkins	Ind. School District #270	School addition and remodel	school		5,995,000	A	P
Hopkins	Alliant Techsystem	Tenant Finish Citrus Systems			618,000		
Hopkins	Sheri Rosoff	Commercial - addition		1,937	136,750	A	
Hugo	Bald Eagle Mini Storage	Office/storage	service	10,200	650,000	N	C
Hugo	J Olson Tool	Industrial	mfg	6,400	445,000	N	I
Hugo	Grant Barrett Co	Office/warehouse	o/w	2,986	268,000	N	I
Hugo	IDS Development	Office/warehouse	o/w	19,365	1,350,000	N	I
Hugo	White Bear Electric	Office/warehouse	o/w	8,100	525,000	N	I
Independence	None						
Inver Grove Hgts.	Khourey's Restaurant	Restaurant/bakery	restaurant	7,744	1,059,000	N	C

Table 6
2003 Nonresidential Building Permits, Twin Cities Region
Individual Projects Listing

Community	Name of Building, Firm or Builder	Description	Use	Sq. Ft.	Permit Value	New/Addn	Type
Inver Grove Hgts.	Denny Hecker's Toyota/Volkswagen	Auto dealer-addition/remodel	retail	3,460	380,000	A	C
Inver Grove Hgts.	Inver Grove Market	Retail	retail	21,000	1,579,900	N	C
Inver Grove Hgts.	Walgreens	Pharmacy/retail	retail	13,450	988,000	N	C
Inver Grove Hgts.	Wal-Mart	Retail	retail	130,500	6,200,000	N	C
Inver Grove Hgts.	Acorn Mini Storage	Storage	service	13,073	270,000	N	C
Inver Grove Hgts.	Travel Tags	Printing plant/warehouse/office	mfg	48,638	2,123,000	A	I
Inver Grove Hgts.	Cenex Land O Lakes	Industrial storage	warehouse		600,000	N	I
Inver Grove Hgts.	Simon Delivers	Distribution warehouse	warehouse	12,600	629,000	N	I
Inver Grove Hgts.	Mt. Bethel Methodist Church	Church	religious	3,300	691,000	A	P
Inver Grove Hgts.	Inver Hills Community College	School-housing for new chiller	school	1,440	682,600	N	P
Jackson Twp.	Mount Olive Church	Church	religious		1,339,000	N	P
Jordan	Retail/office	Retail/office	mixed		800,000	N	C
Jordan	Glowing Hearth and Home	Retail with office	retail		730,000	N	C
Jordan	Town Liquor	Retail	retail		315,000	N	C
Jordan	Hope Lutheran Church	Church alteration and addition	religious		1,200,000	A	P
Jordan	St. John the Baptist	Church-addition for new school	school		5,000,000	A	P
Lake Elmo	Klingelhutz	Office	office	2,500	163,300	N	C
Lake Elmo	Klingelhutz	Office	office	2,500	163,300	N	C
Lake Elmo	Klingelhutz	Office	office	1,250	120,000	N	C
Lake Elmo	Klingelhutz	Office	office	1,250	120,000	N	C
Lake Elmo	Klingelhutz	Office	office	1,250	120,000	N	C
Lake St. Croix Beach	None						
Lakeland	James Bauer	Office	office	3,150	203,000	N	C
Lakeland Shores	None						
Laketown Twp.	NW District of the Christian & Mission	Office	office	3,928	500,000	N	C
Lakeville	Citizen's Bank	Bank	bank	19,150	2,392,000	N	C
Lakeville	Advanced Wireless	Office	office	24,050	1,529,000	N	C
Lakeville	Cybelink Systems Inc	Office	office	2,816	173,000	N	C
Lakeville	Hebert & Associates	Office, multi-tenant	office	27,000	800,000	N	C
Lakeville	Olympic Siding	Office	office	2,816	185,000	N	C
Lakeville	Applebee's Bar & Grill	Restaurant	restaurant	6,106	650,000	N	C
Lakeville	Taco Bell/Long John Silver	Restaurant	restaurant		400,000	N	C
Lakeville	Bumper to Bumper	Retail auto parts	retail	9,527	650,000	N	C
Lakeville	Crossroad Lot 6 Retail	Retail, multi-tenant	retail	8,291	650,000	N	C
Lakeville	Crossroads 1st Bldg A & B	Retail, multi-tenant	retail	43,000	2,795,000	N	C
Lakeville	Cub Foods	Grocery	retail	71,368	3,390,000	N	C
Lakeville	Gander Mountain	Retail	retail	86,398	2,431,000	N	C
Lakeville	Heritage Commons Phase 2	Retail, multi-tenant	retail	20,000	1,250,000	N	C

Table 6
2003 Nonresidential Building Permits, Twin Cities Region
Individual Projects Listing

Community	Name of Building, Firm or Builder	Description	Use	Sq. Ft.	Permit Value	New/Addn	Type
Lakeville	Holiday Stationstore	Gas/convenience store	retail	5,471	850,000	N	C
Lakeville	Jeff Belzer Chevrolet	Auto dealer	retail	97,410	3,400,000	A	C
Lakeville	Lakeville Retail - HOM	Retail, multi-tenant	retail	12,656	650,000	N	C
Lakeville	Timbercrest Retail Outlot A	Retail, multi-tenant	retail	10,032	600,000	N	C
Lakeville	Goodyear Lakeville Tire & Auto	Auto repair/retail	service	6,450	600,000	N	C
Lakeville	Select Carwash	Car wash	service	3,500	450,000	N	C
Lakeville	JTW Associates LLC	Office/manufacturing	mfg	6,048	409,000	N	I
Lakeville	Cloverleaf Cold Storage	Warehouse/office	o/w	123,554	3,712,000	A	I
Lakeville	Performance Office Papers	Warehouse	warehouse	94,230	2,700,000	A	I
Lakeville	Tee Jay North	Warehouse	warehouse	6,800	450,000	A	I
Lakeville	Crossroad Church	Church	religious	18,000	1,650,000	N	P
Lakeville	Messiah Lutheran Church	Church	religious	22,008	1,827,000	A	P
Lakeville	MN Valley Free Lutheran	Church	religious	11,000	950,000	A	P
Lakeville	Kenwood Trail Jr High School	School/science room	school	700	937,866	A	P
Lakeville	Lakeville High School No 2	School	school	359,000	41,722,000	N	P
Landfall	None						
Lauderdale	None						
Lexington	None						
Lilydale	Lilydale City Hall	City hall	gov	1,500	230,300	N	P
Lino Lakes	Robert Mueller	Office	office	5,766	625,804	N	C
Lino Lakes	Grill & Chill	Restaurant	restaurant	3,487	486,000	N	C
Lino Lakes	Discount Tire	Retail	retail	7,291	640,000	N	C
Lino Lakes	Emergency Apparatus	Repair garage	service	5,450	275,000	N	C
Lino Lakes	Distribution Alternatives	Office/warehouse	o/w	265,516	5,315,630	N	I
Lino Lakes	Lino Lakes Correctional Facility	Prison	gov	66,258	11,407,096	N	P
Linwood Twp.	None						
Little Canada	District Council 82	Office/training	office	60,500	2,923,000	N	C
Little Canada	Fratalone	Office	office	16,000	1,294,880	N	C
Little Canada	Heritage Development	Office	office	6,200	312,000	N	C
Little Canada	Montanari Homes	Office	office	1,900	112,280	N	C
Little Canada	Edgewater Office Park	Office	office	1,900	112,280	N	C
Little Canada	Edgewater Office Park	Axis Home Health Care	office	1,680	100,000	N	C
Little Canada	Edgewater Office Park	Mtech Inc.	office	1,680	100,000	N	C
Little Canada	Aldi	Retail	retail	16,370	1,200,000	N	C
Little Canada	Fratalone	Repair garage	service	35,000	1,700,000	N	C
Little Canada	LS Black	Beach building, Lake Gervais	recreation	1,500	150,000	N	P
Long Lake	Cliff Otten	Office/light manufacturing	mfg	12,160	710,200	N	I
Long Lake	John Sheldon	Warehouse	warehouse	2,800	455,000	A	I

Table 6
2003 Nonresidential Building Permits, Twin Cities Region
Individual Projects Listing

Community	Name of Building, Firm or Builder	Description	Use	Sq. Ft.	Permit Value	New/Addn	Type
Loretto	None						
Louisville Twp.	Dick Vantassel	Storage building			247,680	N	
Maple Grove	M & I Bank	Bank	bank	5,295	431,078	N	C
Maple Grove	Park Nicollet Clinic	Medical clinic	medical	8,353	570,410	A	C
Maple Grove	Building #15	Retail/office	mixed	84,996	851,819	N	C
Maple Grove	Lakeway Office Park	Office	office	24,870	1,746,584	N	C
Maple Grove	Scimed Corporation	Office	office	40,854	2,782,905	A	C
Maple Grove	Weaver Lake Town Office Park	Office	office	86,298	5,387,473	N	C
Maple Grove	Granite City Food & Brewery	Restaurant	restaurant	9,412	792,302	N	C
Maple Grove	Jareds - Galleria of Jewelry	Retail	retail	5,852	298,745	N	C
Maple Grove	Raven Investments	Warehouse/office	o/w	11,440	2,493,692	N	I
Maple Grove	Schwan's	Distribution center	warehouse	22,700	979,668	N	I
Maple Grove	Maple Grove Fire Station #5	Fire station	gov	9,370	663,396	N	P
Maple Grove	City of Maple Grove	Water treatment plant	other	18,939	1,795,796	A	P
Maple Grove	Maple Grove Park Shelter - Gleason F	Park shelter	recreation	2,920	254,566	N	P
Maple Grove	Maple Ridge Church	Church	religious	2,100	157,668	A	P
Maple Grove	MN Conf of Seventh Day Adventists	Church	religious	2,517	167,371	A	P
Maple Grove	Maple Grove Junior High School	School	school	11,602	1,245,823	A	P
Maple Plain	None						
Maplewood	Harbor Pointe Office Park	Office	office	19,500	810,000	N	C
Maplewood	Kohls	Retail	retail	10,185	2,000,000	A	C
Maplewood	Acorn Mini Storage	Storage	service	14,560	300,000	A	C
Maplewood	Schmelz Countryside Saab	Auto repair	service	9,000	1,500,000	A	C
Maplewood	Imprint Enterprises	Office/warehouse	o/w	10,100	831,000	N	I
Maplewood	S P Richards	Office/warehouse	o/w	50,550	1,700,000	A	I
Maplewood	McCarron Water Treatment Plant	Office at treatment plant	other	18,000	5,000,000	N	P
Maplewood	McCarron Water Treatment Plant	Warehouse at treatment plant	other	18,000	2,250,000	N	P
Maplewood	McCarron Water Treatment Plant	Maintenance bldg at treatment plant	other	17,350	2,250,000	N	P
Maplewood	Union Cemetery	Office	service	551	250,000	A	P
Marine on St. Croix	None						
Marshan Twp.	No response						
May Twp.	None						
Mayer	Bob's Repair	Repair shop	service	6,840	140,000	N	C
Mayer	Expert Asphalt	Maintenance shed	service	8,064	104,000	N	C
Mayer	City of Mayer	Water tower	other		607,000	N	P
Medicine Lake	Larry Berger and Associates	CPA office	office	3,000	350,000	A	C
Medina	Dean Johnson Homes	Office	office	9,176	563,000	N	C
Medina	Rolling Green Country Club	Cabana addition/pool renovation	recreation		490,000	A	C

Table 6
2003 Nonresidential Building Permits, Twin Cities Region
Individual Projects Listing

Community	Name of Building, Firm or Builder	Description	Use	Sq. Ft.	Permit Value	New/Addn	Type
Medina	Qwest	Phone equipment building	other	1,750	650,000	A	I
Medina	WG Anderson	Warehouse addition	warehouse	27,000	700,000	A	I
Mendota	None						
Mendota Hgts.	Centre Pointe 6	Office building shell	office	40,345	700,000	N	C
Mendota Hgts.	Greg Bolton	Martial arts dojo	recreation		103,000	A	C
Mendota Hgts.	United Properties	Office/warehouse building shell	o/w	38,400	1,200,000	N	I
Mendota Hgts.	St Thomas Ice Arena	Ice arena	recreation	42,273	3,500,000	N	P
Miesville	None						
Minneapolis	Franklin Bakery	Bakery/accessory retail	mfg	11,956	1,640,000	N	I
Minneapolis	Uptown Row	Office/retail	mixed	31,285	2,400,000	N	C
Minneapolis	Addition to boiler plant	Addition to boiler plant	other		1,239,000	A	P
Minneapolis	Warehouse/office footings/foundation	Office/warehouse footings/foundation	warehouse		1,800,000	N	I
Minneapolis	Upper structure for B occupancy??				296,846		
Minneapolis	Animal care and control building	Animal care			3,318,100		
Minneapolis	Plymouth Christian Youth Center	Administration and school	religious		3,754,021		P
Minneapolis	Movement Arts Center	Martial arts center	recreation		305,000	N	C
Minneapolis	Light Rail Transit Station	Light Rail Transit Station	other		5,000,000	N	P
Minneapolis	Little Earth Phase III	Maintenance bldg	other		360,000	N	P
Minneapolis	Auto service building with office	Auto service	service		246,400	N	C
Minneapolis	Footings and foundation	Footings and foundation			938,042		
Minneapolis	Chipotle Restaurant	Fast food restaurant	restaurant		843,580		C
Minneapolis	Wells Fargo Home Mortgage	Office superstructure	office	175,929	24,761,700	N	C
Minneapolis	Office - footings/foundation	Office footings/foundation	office		873,612		C
Minneapolis	Commercial/residential/parking	Commercial/residential/parking	mixed		1,484,036		C
Minneapolis	Parking ramp	Parking ramp	ramp		9,220,627		C
Minneapolis	Footings/foundation for parking	Parking footings/foundation	ramp		1,687,642		C
Minneapolis	Auto Zone	Retail	retail	5,400	390,000	N	C
Minneapolis	A to Z Car Wash	Car wash	service		249,000		C
Minneapolis	Footings/foundation for library	Library footings/foundation	gov		3,637,000	N	P
Minneapolis	50th and Xerxes condos	Retail in mixed use w condos	mixed		2,582,171	N	C
Minneapolis	Residential/retail	Dry cleaner in bldg w apartment	mixed	500	525,000	N	C
Minneapolis	Downtown East LRT Station Plaza	Concessions/toilet building, etc.	other		1,777,000	N	P
Minneapolis	Auto service garage	Auto service	service		169,500	N	C
Minneapolis	Warehouse	Warehouse	warehouse		285,459		I
Minneapolis	Bus shelter and canopies	Bus shelter and canopies	other		125,000		P
Minneapolis	Superstructure for storage sheds	Storage sheds superstructure			180,000		
Minneapolis	Office	Office	office		3,900,000		C
Minneapolis	Guthrie Theatre	Performing arts theater building	recreation		82,985,770	N	P

Table 6
2003 Nonresidential Building Permits, Twin Cities Region
Individual Projects Listing

Community	Name of Building, Firm or Builder	Description	Use	Sq. Ft.	Permit Value	New/Addn	Type
Minneapolis	Restroom/storage building at Sumner	City park restroom/storage bldg	recreation		165,189		P
Minneapolis	Storage additions at Metrodome	Stadium storage additions	recreation		181,000		P
Minnetonka	Children's West Clinic	Clinic addition/remodel	medical		1,588,807	A	C
Minnetonka	Gopher Graphics	Print shop addition/remodel	retail	4,088	300,000	A	C
Minnetonka	Morrie's Subaru	Auto dealer addition	retail	2,336	949,700	N	C
Minnetonka	Miller Architects	Addition to church	religious		1,400,000	A	P
Minnetonka Beach	None						
Minnetrista	None						
Mound	Mound Public Safety	Fire and police station	gov	35,000	2,400,000	N	P
Mounds View	LandCor	Medical office	medical	15,000	900,000	N	C
Mounds View	LandCor	Strip mall	retail	7,785	500,000	N	C
Mounds View	Edgewood School	Middle school	school	1,580	5,179,996	A	P
MSP airport	Metropolitan Airports Commission (M/	Airside projects	other		100,050,000		P
MSP airport	Metropolitan Airports Commission (M/	Landside projects	other		55,035,000		P
MSP airport	Metropolitan Airports Commission (M/	Environmental projects	other		71,050,000		P
New Brighton	Minn. Cement Mason Local 633	Training center	office	6,000	300,000	A	C
New Brighton	C.U. Mortgage	Office and training center	office	1,650	548,000	A	C
New Brighton	Rapit Printing	Print shop	retail	10,500	284,000	N	C
New Brighton	Faith Christian Reform Church	Church	religious		120,000		P
New Brighton	United Theological Seminary	Chapel	religious	5,197	3,000,000	A	P
New Brighton	Dalbec Roofing	School District 621			390,000		
New Brighton	McGough Construction	Management			147,250		
New Brighton	Omni Roof Inc	State of California Public Emp			292,248		
New Brighton	Zeman Construction	City of New Brighton			165,000		
New Germany	None						
New Hope	Plymouth Pet Hospital	Veterinary clinic	service		1,150,000	N	C
New Hope	Navarre Corporation	Warehouse	warehouse		5,100,000	A	I
New Hope	St. Joseph Church	Church	religious		3,700,000	A	P
New Hope	Cooper High School	School	school		9,986,665	A	P
New Market	None						
New Market Twp.	Schmitt & Sons	Bus garage	other				C
New Prague	not Metropolitan Council jurisdiction						
New Scandia Twp.	Girl Scout Council	Bunkhouse, troop house	recreation		260,000	N	P
New Trier	None						
Newport	Clover Leaf Liquor	Bar	retail		171,543		C
Newport	Newport Cold Storage	Office/warehouse	o/w		750,000		I
Nininger Twp.	None						
North Oaks	North Oaks Company	Office	office		2,129,199	N	C

Table 6
2003 Nonresidential Building Permits, Twin Cities Region
Individual Projects Listing

Community	Name of Building, Firm or Builder	Description	Use	Sq. Ft.	Permit Value	New/Addn	Type
North Oaks	North Oaks Company	Restaurant	restaurant		880,000	N	C
North Oaks	ISD #621	School	school		5,539,355	A	P
North St. Paul	Affordable Automotive	Auto service station	service		600,000	N	C
North St. Paul	City of North St. Paul	City hall, police, fire dept. building	gov	49,740	6,000,000	N	P
Norwood Young America	Dr. D Ross	Dr. D Ross	medical		627,000	N	C
Norwood Young America	Heritage Pointe	Heritage Pointe			1,100,000	N	
Norwood Young America	T & C Properties	T & C Properties			659,000	N	
Oak Grove	Bill's Superette	Gas station/groceries	retail		1,484,000		C
Oak Grove	Eisenbraun Storage	Mini storage	service		225,000		C
Oak Park Hgts.	Montanari Office Building	Office	office	11,426	550,000	N	C
Oak Park Hgts.	Kohl's	Retail	retail	93,000	2,500,000	N	C
Oak Park Hgts.	Walgreen's	Pharmacy/retail	retail	10,753	1,160,000	N	C
Oak Park Hgts.	DDD, LLC	Office/warehouse	o/w	7,572	385,000	N	I
Oak Park Hgts.	WATE Enterprises	Office/warehouse	o/w	12,800	341,500	N	I
Oakdale	Novation Credit Union	Bank	bank	11,078	1,200,000	N	C
Oakdale	Western Bank	Bank	bank	5,832	875,807	N	C
Oakdale	Tessar Professional Building	Medical offices	medical	30,521	1,650,000	N	C
Oakdale	Oakdale Town Office Condos	Office	office	3,780	145,000	N	C
Oakdale	Oakdale Town Office Condos	Office	office	3,780	145,000	A	C
Oakdale	Rising Stars Gymnastics	Gymnastics center	recreation	20,055	579,440	N	C
Oakdale	Oakcrest Village	Retail	retail	15,510	1,230,000	N	C
Oakdale	The Car Lot	Used car dealership	retail	1,800	110,700	N	C
Oakdale	Cardinal Park	Office/warehouse	o/w	21,894	976,100	N	I
Oakdale	Cardinal Park	Office/warehouse (foundation)	o/w	21,894	120,000	N	I
Oakdale	Crossroads Business Center	Office/warehouse (foundation)	o/w	39,137	250,000	N	I
Oakdale	Crossroads Business Center #2	Office/warehouse	o/w	33,000	805,000	A	I
Oakdale	Crossroads Business Center	Industrial/warehouse	warehouse	39,137	788,000	N	I
Orono	McCarthy Construction	Dental/medical	medical	11,040	1,250,398	N	C
Orono	Navarre Fire Station	Fire station	gov		1,138,000	N	P
Osseo	Osseo Junior High	School	school		5,220,500	A	P
Pine Springs	None						
Plymouth	Annapolis Office #1	Office	office	8,704	180,000	N	C
Plymouth	Annapolis Office #2	Office	office	5,888	120,000	N	C
Plymouth	Annapolis Office #3	Office	office	8,704	180,000	N	C
Plymouth	Annapolis Office #4	Office	office	5,888	120,000	N	C
Plymouth	Annapolis Office #5	Office	office	8,704	180,000	N	C
Plymouth	Annapolis Office #6	Office	office	8,704	180,000	N	C
Plymouth	Plymouth Creek Professional Bldg	Office	office	12,500	565,000	N	C

Table 6
2003 Nonresidential Building Permits, Twin Cities Region
Individual Projects Listing

Community	Name of Building, Firm or Builder	Description	Use	Sq. Ft.	Permit Value	New/Addn	Type
Plymouth	Lifetime Fitness	Fitness center	recreation	1,658	400,000	A	C
Plymouth	Red Robin	Restaurant	restaurant	7,495	965,000	N	C
Plymouth	Home Depot	Retail	retail	6,720	250,000	A	C
Plymouth	MnDOT cold storage	Warehouse	gov	8,640	229,400	N	P
Plymouth	Ascension Lutheran Church	Church	religious	3,521	385,000	A	P
Plymouth	Association of Free Lutheran Churches	Church	religious	40,209	3,300,000	N	P
Plymouth	ISD #281	School	school	864	197,000	A	P
Plymouth	ISD #284	School-parking garage	school	6,000	300,000	N	P
Prior Lake	None						
Ramsey	Riverview Office Suites	Office suites	office	10,097	900,000	N	C
Ramsey	Pleasureland RV	Office/retail & storage	retail	25,900	1,164,139	N	C
Ramsey	Cabinetry Concepts	Cabinet shop	mfg	10,708	490,000	N	I
Ramsey	Concrete Masonry Unlimited	Industrial	mfg	8,669	267,371	N	I
Ramsey	Kalaway Construction	Industrial	mfg	16,800	702,400	N	I
Ramsey	Precise Metal Craft	Industrial	mfg	12,500	464,000	N	I
Randolph	None						
Randolph Twp.	None						
Ravenna Twp.	None						
Richfield	Richfield/Bloomington Credit Union	Bank	bank	5,100	1,030,000	A	C
Richfield	Viking Update	Office	office	7,500	463,185	N	C
Richfield	Kensington Park	Retail - shell	retail	8,480	633,371	N	C
Richfield	Kensington Park	Retail - shell	retail	5,532	413,185	N	C
Richfield	Kensington Park	Retail - footings/foundation	retail	8,480	215,000	N	C
Richfield	Kensington Park	Retail - footings/foundation	retail		105,000	N	C
Richfield	Academy of Holy Angels	School	school	71,500	5,900,000	A	P
Robbinsdale	Stienhouse	Office	office	2,790	350,000	N	C
Robbinsdale	North Memorial Medical Center	Hospital	medical		20,000,000	A	P
Rockford	Bankwest	Bank	bank	18,000	2,700,000	N	C
Rockford	ER System	Manufacturing	mfg	45,000	1,528,000	N	I
Rogers	Kinghorn Co	Office	office	12,000	603,000	N	C
Rogers	DQ Grill & Chill	Restaurant	restaurant	4,500	486,000	N	C
Rogers	Kohl's	Retail	retail	80,000	3,000,000	N	C
Rogers	Walgreen's	Pharmacy/retail	retail	16,000	1,100,000	N	C
Rogers	Goodyear Tires	Tire sales	service	10,240	850,000	N	C
Rogers	Tires Plus	Tire sales	service	12,000	650,000	N	C
Rogers	First Choice Uniforms Distributors	Office space, industrial bldg	o/w	25,000	1,100,000	N	I
Rosemount	Metro Classic Homes	Office	office		750,000	N	C
Rosemount	Dance Connection	Recreational	recreation		445,000	N	C

Table 6
2003 Nonresidential Building Permits, Twin Cities Region
Individual Projects Listing

Community	Name of Building, Firm or Builder	Description	Use	Sq. Ft.	Permit Value	New/Addn	Type
Rosemount	Wendy's	Restaurant	restaurant		600,000	N	C
Roseville	North Suburban Family Physicians	Medical	medical	10,000	750,000	A	C
Roseville	Ehlers & Associates	Office	office	3,000	440,100	A	C
Roseville	KFAN Restaurant	Restaurant	restaurant	10,000	850,000	A	C
Roseville	Penske Truck Leasing	Truck wash & new mezzanine	service	1,500	190,000	A	C
Roseville	City of Roseville	Civic center-police/parking addn + ren	gov	41,000	5,300,000	A	P
Roseville	City of Roseville	Utilities/office/garage	gov	34,400	2,200,000	A	P
Roseville	Roseville Area High School	Loading dock	school	1,000	216,000	A	P
San Francisco Twp.	None						
Sand Creek Twp.	By the Yard	Industry/warehouse	warehouse		525,000	N	I
Savage	Heatherton Ridge Office Condos	Office	office	20,800	1,421,000	N	C
Savage	Applebee's	Restaurant	restaurant	5,315	680,000	N	C
Savage	Davanni's Pizza	Pizza-sandwich shop; tenant finish	restaurant	3,600	250,000	N	C
Savage	KFC/A&W	Fast food restaurant	restaurant	4,089	275,000	N	C
Savage	Perkins	Restaurant	restaurant	5,900	500,000	N	C
Savage	Wendy's	Fast food restaurant	restaurant	4,000	600,000	N	C
Savage	Cub Foods	Grocery store	retail	71,368	3,400,000	N	C
Savage	Holiday Stationstore	Gas station-store	retail	6,381	850,000	N	C
Savage	Opus Northwest	Retail (strip mall)	retail	18,600	1,200,000	N	C
Savage	Ryan Companies	Retail (strip mall)	retail	17,520	1,100,000	N	C
Savage	Sterling Trucks	Truck dealership	retail	24,599	1,800,000	N	C
Savage	Thoroughbred Carpets	Retail	retail	7,800	200,000	A	C
Savage	Classic Auto Spa	Car wash	service	11,364	720,000	N	C
Savage	High Tide Car Wash	Car wash	service	5,249	400,000	N	C
Savage	Jiffy Lube	Auto service	service	4,141	425,000	N	C
Sciota Twp.	None						
Shakopee	Eye clinic	Eye clinic	medical	7,325	550,000	A	C
Shakopee	Kohlrusch Title	Office	office	16,000	1,400,000	N	C
Shakopee	Voyager Bldg	Office	office	26,605	1,900,000	N	C
Shakopee	Arby's	Fast food restaurant	restaurant	3,720	550,000	N	C
Shakopee	Dairy Queen	Fast food restaurant	restaurant	4,228	486,000	N	C
Shakopee	Apple Ford	Auto dealer	retail	55,227	3,200,000	N	C
Shakopee	Holiday Station	Gas station/convenience store	retail	16,848	750,000	N	C
Shakopee	Home Depot	Retail	retail	104,795	5,344,545	N	C
Shakopee	Kelly Fuels	Kelly Fuels	retail	11,250	650,000	N	C
Shakopee	Link Lumber	Retail	retail	4,990	107,285	N	C
Shakopee	Public utilities service center	City public utilities center	other	65,265	4,841,000	N	P
Shoreview	Northview Dental	Dental clinic	medical	15,500	1,700,000	N	C

Table 6
2003 Nonresidential Building Permits, Twin Cities Region
Individual Projects Listing

Community	Name of Building, Firm or Builder	Description	Use	Sq. Ft.	Permit Value	New/Addn	Type
Shoreview	Wells Fargo	Office	office	400,000	40,000,000	N	C
Shoreview	Shoreview Mall	Retail	retail	2,000	400,000	A	C
Shoreview	529 Business Center	Office/warehouse	o/w	27,000	1,400,000	N	I
Shoreview	Rice Creek II	Office/warehouse	o/w	71,500	2,700,000	N	I
Shoreview		Tower	other		175,000	A	P
Shoreview	New Life Church	Church	religious	6,000	385,000	A	P
Shoreview	Mounds View Schools	School	school		4,499,000	A	P
Shoreview	Snail Lake School	School	school	2,000	2,800,000	A	P
Shorewood	Cub Foods	Grocery store	retail	60,000	4,250,000	A	C
South St. Paul	Dental South	Dental office	medical		175,000	A	C
South St. Paul	Ray Joseph Leasing	Office	office	600	180,000	A	C
South St. Paul	Wipaire Inc	Office/hangar at airport	office	16,516	408,000	A	C
South St. Paul	Van Hoven	Industrial	mfg	6,890	350,000	A	I
South St. Paul	BridgePoint Business Center	Office/warehouse	o/w	47,168	2,400,000	N	I
South St. Paul	BridgePoint Commerce Center	Office/warehouse	o/w	15,000	525,000	N	I
South St. Paul	Dakota Bulk Terminal	Industrial	warehouse		10,594,171	N	I
South St. Paul	Twin City Bagel	Warehouse/office	warehouse	33,609	1,200,000	A	I
Spring Lake Park	Tollefsen Homes	Office	office	7,000	345,000	A	C
Spring Lake Park	Boulder Stone	Warehouse	warehouse	5,624	250,000	A	I
Spring Lake Park	City of Spring Lake Park	Water treatment	other	6,000	2,400,000	N	P
Spring Lake Park	City of Spring Lake Park	Water treatment	other	4,000	1,300,000	N	P
Spring Lake Park	None						
Spring Lake Twp.	Lloyd Excavating	New commercial			299,919		
Spring Park	Marc Gillet	Warehouse	warehouse	4,200	105,126	N	I
St. Anthony	AMCON Construction	Retail, multi-tenant	retail	20,000	900,000	N	C
St. Anthony	Krause Anderson	City public works building	gov	29,827	1,900,000	N	P
St. Bonifacius	None						
St. Francis	None						
St. Lawrence Twp.	None						
St. Louis Park	No response						
St. Mary's Point	None						
St. Paul	West Side Community Health Clinic	Medical clinic	medical		4,255,000	N	C
St. Paul	Grand 700 LLC	Retail in mixed use w 6 condos	mixed		4,500,000	N	C
St. Paul	Experior	Office	office		1,560,000	N	C
St. Paul	St. Paul Public Housing Agency	Office	office		11,675,000	N	C
St. Paul	City of St. Paul	Parking ramp w 1,220 sf retail	ramp		11,066,000	N	C
St. Paul	Hill Building Limited Partnership	Parking ramp	ramp		1,900,000	N	C
St. Paul	Minnesota Boat Club	Boat club and ballroom addition	recreation		500,000	A	C

Table 6
2003 Nonresidential Building Permits, Twin Cities Region
Individual Projects Listing

Community	Name of Building, Firm or Builder	Description	Use	Sq. Ft.	Permit Value	New/Addn	Type
St. Paul	Mai Village	Restaurant	restaurant		1,800,000	N	C
St. Paul	Krispy Kreme	Fast food restaurant	retail		800,000	N	C
St. Paul	Walgreen's	Pharmacy/retail	retail		1,329,000	N	C
St. Paul	Super America	Gas station/convenience store	retail		1,900,000	N	C
St. Paul	Cub Foods	Grocery store	retail		2,000,000	N	C
St. Paul	4DJ Car Wash	Car wash	service		650,000	A	C
St. Paul	Bonfes Auto Service Inc	Auto service bay addition	service		500,000	A	C
St. Paul	North Star Steel	Manufacturing	mfg		500,000	N	I
St. Paul	City of St. Paul	Office/warehouse	o/w		1,900,000	A	I
St. Paul	Energy Lane Ventures LLC	Office/warehouse	o/w		2,400,000	N	I
St. Paul	Westgate V Business Center	Office/warehouse	o/w		2,100,000	N	I
St. Paul	Rohn Industries	Warehouse	warehouse		573,000	A	I
St. Paul	Sysco Asian Foods Inc	Warehouse	warehouse		750,000	A	I
St. Paul	St. Paul Parks & Recreation Dept.	Office	gov		710,000	A	P
St. Paul	Regions Hospital	Hospital addition--radiation therapy	medical		1,700,000	A	P
St. Paul	Metropolitan Council	Metro Wastewater Treatment Plant	other		5,224,645	N	P
St. Paul	St. Paul Port Authority	Dry bulk fertilizer storage	other		1,200,000	N	P
St. Paul	Como Park	Park visitor & resource center	recreation		14,455,811	N	P
St. Paul	Minnehaha Recreation Center	Park & rec center meeting rooms	recreation		713,000	A	P
St. Paul	Macalester College-Turck Hall	School dorm addition-27 rooms	school		5,500,000	A	P
St. Paul	Humboldt High School	Gym addition	school		1,200,000	A	P
St. Paul	Phalen Lake Elementary School	School-classroom addition	school		1,080,000	A	P
St. Paul	Adams Elementary	Hospital addition--media center	school		1,284,238	A	P
St. Paul	Jackson Elementary	School addition--classroom	school		1,911,900	A	P
St. Paul	Ind. School District 625	Gym addition	school		1,900,000	A	P
St. Paul	Hamline University	School-Klas Center	school		5,200,000	N	P
St. Paul	William Mitchell College of Law	School addition--classroom	school		750,000	A	P
St. Paul	Achieve Language Academy	School addition--classroom	school		3,100,000	A	P
St. Paul	Metropolitan Council				503,500	N	
St. Paul	State of Minnesota	Commercial			4,000,000	N	
St. Paul	State of Minnesota				1,250,043	N	
St. Paul	State of Minnesota				1,353,119	N	
St. Paul Park	None						
Stillwater	First State Bank and Trust	Bank	bank	4,805	750,000	N	C
Stillwater	Edina Realty	Realty office	office	8,250	717,400	N	C
Stillwater	Minnesota Zephyr	Dinner train station-addition	recreation	2,480	200,000	A	C
Stillwater	Kwik Trip	Gas station/convenience store/car wa	retail	8,710	804,000	N	C
Stillwater	Stillwater Market Place	Retail bldg & vanilla shells for tenants	retail	8,992	449,500	N	C

Table 6
2003 Nonresidential Building Permits, Twin Cities Region
Individual Projects Listing

Community	Name of Building, Firm or Builder	Description	Use	Sq. Ft.	Permit Value	New/Addn	Type
Stillwater	Veteran's Memorial	Memorial walkway and spire	recreation		182,400	N	P
Stillwater	St. Paul's Lutheran Church	Church addition	religious	13,272	1,000,000	A	P
Stillwater	Terra Springs, Bldg #1	Footings/foundation only		15,500	300,000	N	
Stillwater	Terra Springs, Bldg #2	Footings/foundation only		21,830	400,000	N	
Stillwater Twp.	None						
Sunfish Lake	None						
Tonka Bay	None						
Vadnais Hgts.	Davern Inc/Generation 2	Office	office	2,627	131,000	N	C
Vadnais Hgts.	Davern Inc/Generation 2	Office	office	2,627	131,000	N	C
Vadnais Hgts.	Davern Inc/Generation 2	Office	office	2,592	129,000	N	C
Vadnais Hgts.	Davern Inc/Generation 2	Office	office	2,553	127,000	N	C
Vadnais Hgts.	Davern Inc/Generation 2	Office	office	2,553	127,000	N	C
Vadnais Hgts.	Paul Bruggeman	Office	office	20,000	1,236,000	N	C
Vadnais Hgts.	Interplastic Corp	Manufacturing; addition and remodel	mfg	10,000	743,000	A	I
Vadnais Hgts.	HUB Management	Warehouse addition + parking lot	warehouse	22,712	450,000	A	I
Vermillion	None						
Vermillion Twp.	None						
Victoria	Clock Tower Building	Office/retail	mixed	8,913	800,000	N	C
Victoria	Autohaus	Office/showroom	retail	1,256	392,000	N	C
Victoria	St. Victoria Church	Church addition	religious		5,200,000	A	P
Victoria	Wensmann Homes	Footings/foundation only			300,000		
Waconia	Lakeview Clinic	Medical clinic	medical	20,000	2,500,000	A	C
Waconia	MGM Liquor	Retail	retail	4,000	120,000	N	C
Waconia	Snyder Drug	Pharmacy/retail	retail	12,100	800,000	N	C
Waconia	Medallion Cabinetry	Manufacturing/office headquarters	mfg	20,000	3,300,000	N	I
Waconia	Faith Lutheran Church	Church	religious	18,000	2,900,000	N	P
Waconia Twp.	None						
Waterford Twp.	None						
Watertown	None						
Watertown Twp.	AB Showing & Sales	Commercial riding arena	recreation	30,840	400,000	N	C
Wayzata	Kieth Waters Assoc	Office + apartment	mixed	9,926	1,500,000	N	C
Wayzata	Jim Beltz	Retail/office	office	29,800	2,800,000	N	C
West Lakeland Twp.	St. Lucas Community Church	Church addn; classes/reception	religious	3,900	900,000	A	P
West St. Paul	Triple S Investments	Office	office	4,992	275,000		C
West St. Paul	Culvers	Restaurant	restaurant	4,754	600,000	N	C
West St. Paul	K-Street Coffee	Restaurant	restaurant	450	104,000		C
West St. Paul	Glass Service Co	Auto glass service	service		426,000		C
White Bear Lake	Bremmer Bank	Bank	bank	4,440	1,109,818	N	C

Table 6
2003 Nonresidential Building Permits, Twin Cities Region
Individual Projects Listing

Community	Name of Building, Firm or Builder	Description	Use	Sq. Ft.	Permit Value	New/Addn	Type
White Bear Lake	Advance Skin Care	Medical clinic	medical	10,800	1,200,000	N	C
White Bear Lake	Axis	Office addition and remodel	office		104,000	A	C
White Bear Lake	Hidden Lake Office	Office	office	3,840	250,000	N	C
White Bear Lake	Sheetmetal Training Center	Training center	office	10,550	1,000,000	N	C
White Bear Lake	Rudy's Red Eye Grill	Restaurant	restaurant		325,000	A	C
White Bear Lake	Kohler Mix	Manufacturing-ice cream	mfg	10,842	793,000	A	I
White Bear Lake	Qwest	Utility-generator room	other		306,000	A	I
White Bear Lake	City of White Bear Lake	Sports arena	recreation	1,224	127,000	A	P
White Bear Lake	Redeemer Church	Church	religious	5,690	918,204	A	P
White Bear Lake	Church of St. Mary	School	school	80,878	9,000,000	A	P
White Bear Twp.		Office	office		252,960	N	C
White Bear Twp.		Office	office		252,960	N	C
White Bear Twp.		Office	office		252,960	N	C
White Bear Twp.		Office	office		252,960	N	C
White Bear Twp.		Office	office		252,960	N	C
White Bear Twp.		Office	office		252,960	N	C
White Bear Twp.		Office	office		252,960	N	C
White Bear Twp.		Office	office		252,960	N	C
White Bear Twp.	Theatre Shops	Retail	retail	11,433	567,077	N	C
White Bear Twp.	Belle Aire Elementary School	School remodel	school		3,060,000		P
Willernie	None						
Woodbury	Allina Construction	Allina Medical Clinic	medical	920	205,000	A	C
Woodbury	Timco Construction	Ilko Family Medicine suite 102	medical	3,976	244,000	A	C
Woodbury	Kraus Anderson	Midwest Surgicenter suite 200	medical	13,070	1,274,000	A	C
Woodbury	Timco Construction	Minn. Oncology-Hematology	medical	4,320	297,000	A	C
Woodbury	RJ Ryan Construction	Sona Laser suite 300	medical	2,730	116,000	A	C
Woodbury	Gunderson Construction	Summit Orthopedica suite 150	medical	2,965	300,000	A	C
Woodbury	Woodbury Business Plaza Phase II	Retail/office building shell	mixed	11,218	428,000	N	C
Woodbury	Wedgewood Crossing	Office	office	6,548	526,000	N	C
Woodbury	Wedgewood Crossing	Office	office	5,149	460,000	N	C
Woodbury	Wedgewood Crossing #2	Office with medical	office	6,670	437,000	N	C
Woodbury	Woodhill Office Building	Office shell	office	12,104	699,000	N	C
Woodbury	The Bainey Group, contractor	E-Funds suite 100	office	77,878	895,000	A	C
Woodbury	Oakwood Builders	E-Funds ACI expansion suite 150	office	30,638	439,000	A	C
Woodbury	United Properties	First Mark Services suite 102	office	14,300	195,000	A	C
Woodbury	Opus Northwest Corp.	Fortis	office	8,618	120,000	A	C
Woodbury	Baiey Group, contractor	Health Services Mgmt. Inc. suite 190	office	8,155	123,000	A	C
Woodbury	Reiling Construction	Keller Williams Realty suite 101	office	6,643	186,000	A	C

Table 6
2003 Nonresidential Building Permits, Twin Cities Region
Individual Projects Listing

Community	Name of Building, Firm or Builder	Description	Use	Sq. Ft.	Permit Value	New/Addn	Type
Woodbury	Reiling Construction	Keller Williams Realty suite 103	office	3,730	145,000	A	C
Woodbury	Axel's River Grille	Axel's Bonfire Grill	restaurant	9,668	550,000	A	C
Woodbury	Muir-Doran Construction	Cold Stone Creamery suite 104	restaurant	1,126	106,000	A	C
Woodbury	RJ Ryan Construction	Tinucci's Restaurant	restaurant	3,500	190,000	A	C
Woodbury	Eagle Valley Shopping Center	Retail; building shell	retail	13,744	1,050,000	N	C
Woodbury	Woodbury Business Plaza Phase	Lighting by Design	retail	16,976	1,127,000	N	C
Woodbury	Bed Bath & Beyond	Retail	retail	15,434	625,000	A	C
Woodbury	Casual Corner suite 230	Retail	retail	5,804	202,000	A	C
Woodbury	Cost Plus	Retail	retail	21,867	420,000	A	C
Woodbury	Target	Retail	retail	141,552	5,000,000	A	C
Woodbury	Toys R Us	Retail	retail	25,000	246,500	A	C
Woodbury	Warner Stellian suite 31	Retail	retail	11,596	147,000	A	C
Woodbury	Jorgenson Construction	Washington County License Bureau	gov	17,600	550,000	A	P
Woodbury	City of Woodbury	City well	other	410	100,000	N	P
Woodbury	Bailey's Arbor	Community pool	recreation	1,090	156,000	N	P
Woodbury	City of Woodbury	Evergreen West Park bldg	recreation	1,872	146,000	N	P
Woodbury	City of Woodbury	Powers Lake picnic shelter	recreation	1,568	144,000	N	P
Woodbury	Dancing Waters Community Pool	Community pool	recreation	2,244	250,000	N	P
Woodbury	Stonemill Farms Community Center	Community center	recreation	6,401	1,308,000	N	P
Woodbury	Stonemill Farms Community Pool Cer	Pool center	recreation	1,260	1,308,000	N	P
Woodbury	Turnberry Community Pool	Pool	recreation	600	340,000	N	P
Woodbury	Woodbury Junior High School	School	school		110,000	N	P
Woodbury	Muir-Doran Construction	Landlord Package suite 206		7,205	110,000	A	
Woodbury	Construction 70, contractor	Landlord's package for all suites		19,320	184,000	A	
Woodland	None						
Young America Twp.	Northland Distribution	Contractor's yard - industrial		5,760	133,000	N	I
Young America Twp.	Emanuel Lutheran Church	Church-gymnasium	religious	7,272	224,000	A	P
Young America Twp.	St. Paul's Church	Church improvement	religious	111	190,000	A	P
				10,794,126	1,447,768,473		