

**2003
PROBATION SURVEY**

Minnesota Department of Corrections
1450 Energy Park Drive, Suite 200
St. Paul, MN 55108-5219
(651) 642-0200
TTY (651) 643-3589
September, 2004

This information will be provided in
alternative format upon request.

TABLE OF CONTENTS

Introduction	1
---------------------------	----------

Methodology

Survey Design.....	1
Survey Administration.....	1
Data Quality.....	2

Findings

Table 1. Minnesota Probation Population: 1995-2003.....	2
Table 2. Five Largest Probation Organizations in Minnesota, By Offender Population.....	2
Figure 1. Adult Probationers By Gender: 1997-2003.....	3
Figure 2. Juvenile Probationers By Gender: 1997-2003.....	3
Figure 3. Adult Probationers By Race: 1997-2003.....	4
Figure 4. Juvenile Probationers By Race: 1997-2003.....	4
Figure 5. Ethnicity Status: 1997-2003.....	5

Appendices

Appendix A. 2003 Probation Survey Instructions and Questionnaire.....	6
Appendix B. 2003 Probation Survey Data By County.....	10
Appendix C. December 31, 2003, Supervised Release, Parole, and Intensive Supervised Release (ISR) Population by County.	29
Appendix D. Court Services in Minnesota (Map).....	35

Introduction

Minnesota's probation system is a combination of state and county providers spread throughout the state's 87 counties. In 27 counties, the Minnesota Department of Corrections (DOC) provides all probation services. In 29 counties, probation services are provided by a combination of county probation agencies and the DOC. In these counties, the DOC provides correctional services for adult felons and the county provides correctional services for juveniles and adult non-felony cases. The remaining 31 counties participate in the Minnesota Community Corrections Act (CCA) where county staff provides all probation services.

The primary purpose of the Minnesota Probation Survey is to collect probation data from all counties annually for use by the DOC, the Minnesota Legislature, other state agencies, county probation offices, and other entities for management, policy-making, and federal reporting purposes.

Methodology

Survey Design

The survey was originally designed to collect data requested by the Bureau of the Census and the Bureau of Justice Statistics regarding Minnesota probationers. In the past, two important tenets were considered in the survey design: the definition of "probationer" and capturing an individual probationer only once. Starting in 2000, the survey was changed to also capture the number of probation "cases" for each offense category. This provides a more accurate picture of true probation caseloads because an individual can be on probation for more than one charge at a time.

The definition of "probationer" has essentially stayed the same: "All probationers, regardless of conviction status, who were under the supervision of a probation agent as part of a court order at any time including those ordered to pay restitution, complete community service, or monitoring."

Survey Administration

As part of Minnesota's criminal justice information integration efforts, the Statewide Supervision System (S³) was designed to provide criminal justice professionals with electronic offender information through a secure website. This information includes data on juveniles and adults who are or have been on probation, detention, imprisoned, or jailed.

The DOC was able to pull probation data directly from S³ for 86 counties. Hennepin County data was reported from their agency by using the standard Probation Survey questionnaire (see Appendix A).

Data Quality

Caution must be used before drawing any conclusions from the fluctuation in probationer total numbers since 2000. A great deal of the variance can be attributed to a concerted effort on the part of county and state agencies to clarify data definitions and submission standards.

Findings

Table 1. Minnesota Probation Population: 1995-2003

	Felony	Gross Misdemeanor	Misdemeanor	All Adults	Juvenile	All Probationers
1995	26,114	19,966	37,698	83,778	15,655	99,433
1996	27,373	20,736	39,930	88,039	15,835	103,874
1997	29,694	22,120	43,106	94,920	17,144	112,064
1998	33,829	24,732	42,257	100,818	17,774	118,592
1999	33,896	26,797	43,922	104,615	18,000	122,615
2000	36,704	29,889	48,589	115,182	16,695	131,877
2001	35,186	31,119	47,303	113,608	16,723	130,331
2002	38,862	34,644	48,402	121,915	17,460	139,375
2003	38,130	31,877	40,726	110,733	15,977	126,710

Table 2. Five Largest Probation Organizations in Minnesota, By Offender Population

	Adult Felony 2003	Adult Gross Misdemeanor 2003	Adult Misdemeanor 2003	Juvenile 2003	Total 2003
Hennepin County Community Corrections	9087	6975	7497	4011	27570
Minnesota Dept of Corrections Field Services	9915	3736	2056	2010	17717
Ramsey County Community Corrections	5561	2866	5746	1604	15777
Anoka County Community Corrections	2365	2941	5530	982	11818
Dakota County Community Corrections	2965	2143	2342	736	8186
Minnesota Statewide Total	38130	31877	40726	15977	126710

Figure 1. Adult Probationers By Gender: 1997-2003

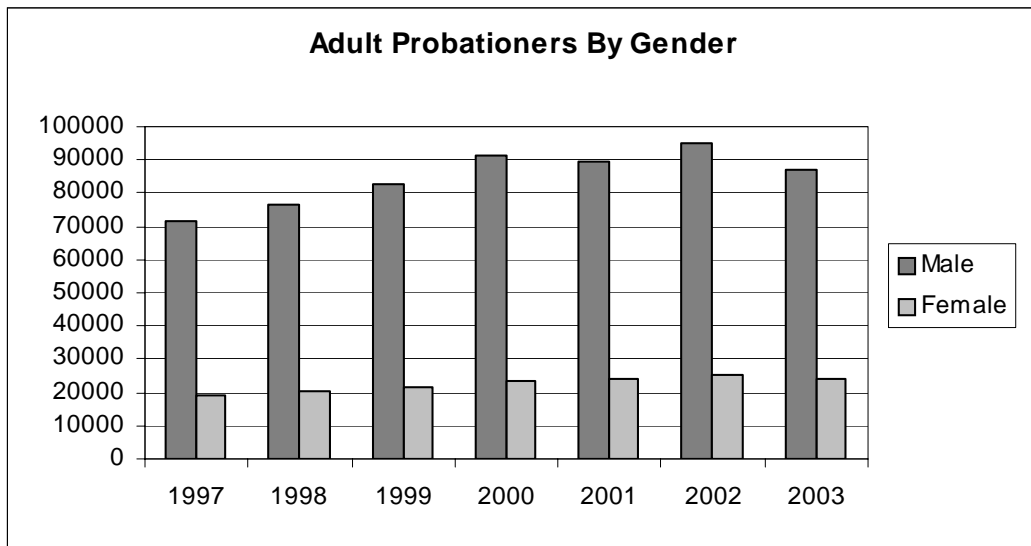


Figure 2. Juvenile Probationers By Gender: 1997-2003

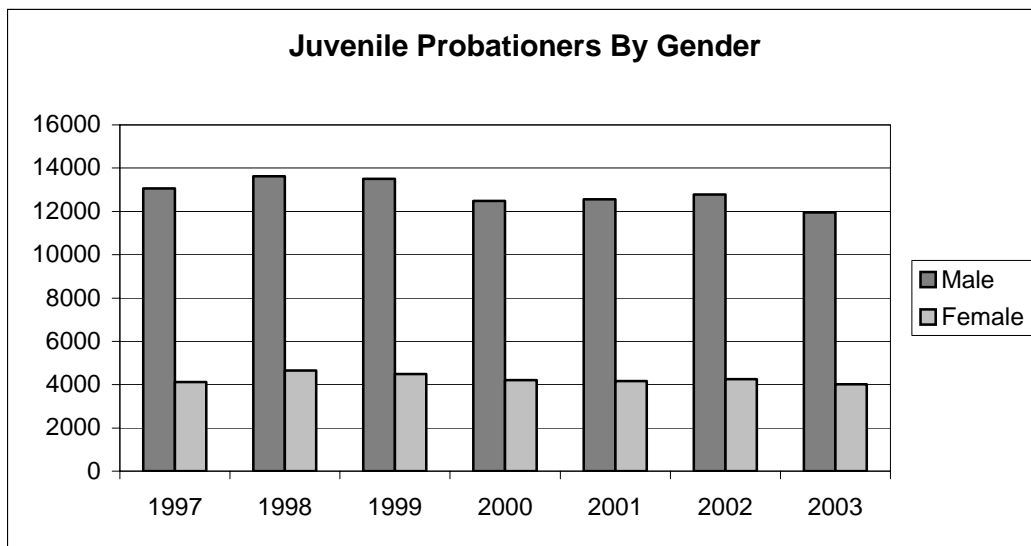


Figure 3. Adult Probationers By Race: 1997-2003

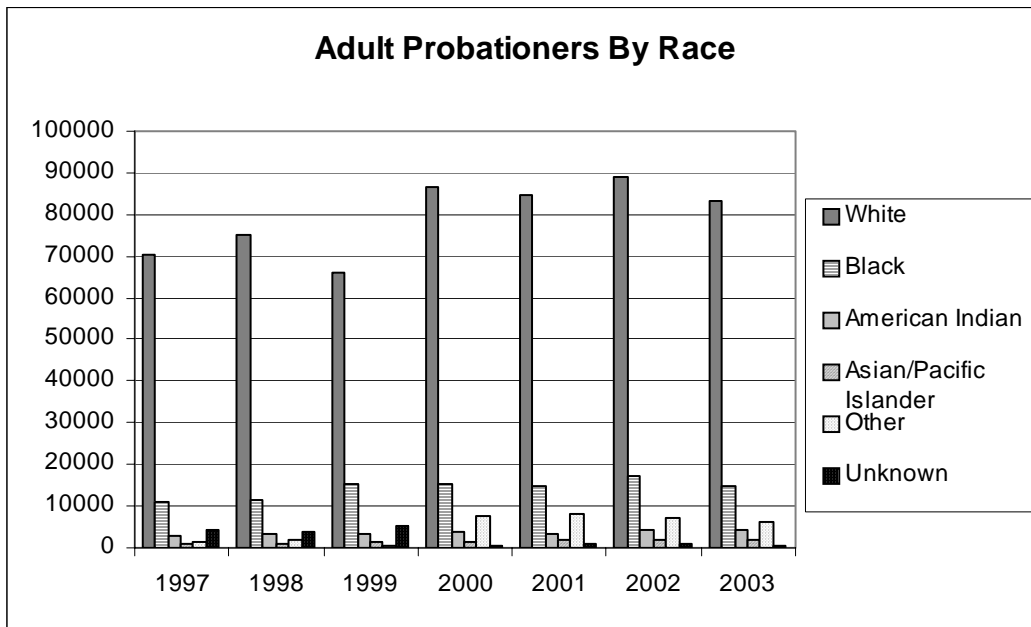


Figure 4. Juvenile Probationers By Race: 1997-2003

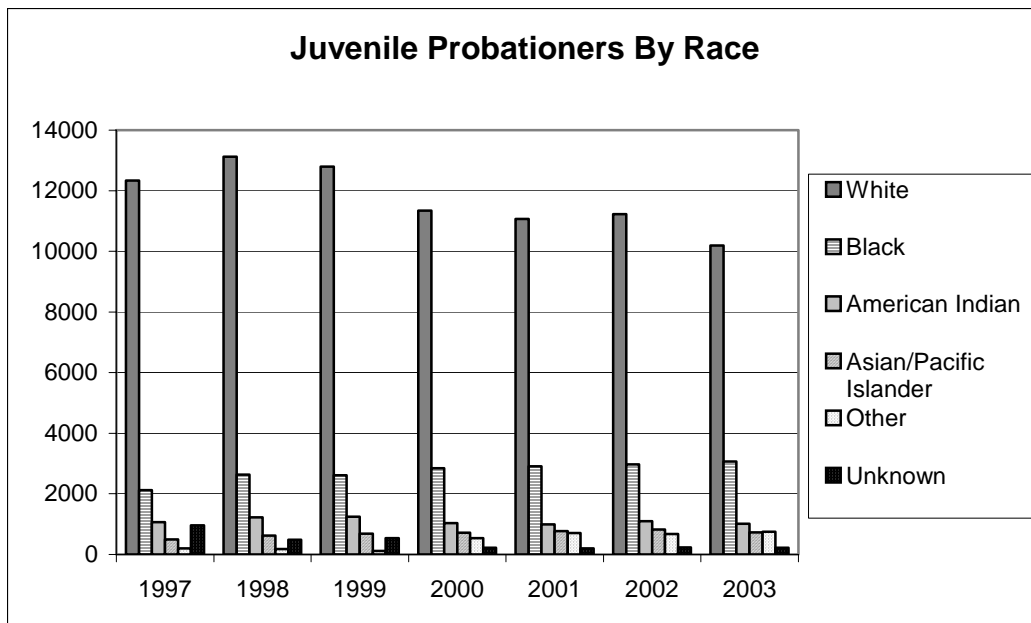
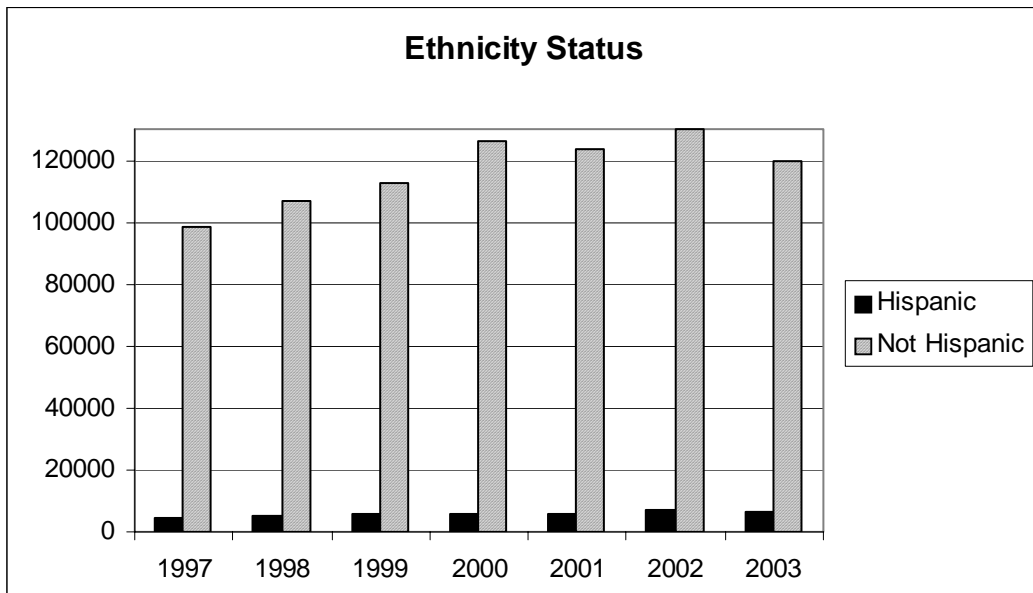


Figure 5. Ethnicity Status: 1997-2003



Appendix A. 2003 Probation Survey Instructions and Questionnaire

Probation Survey

County:

Contact Person:

	Adult Felony Probationers	Adult GM Probationers	Adult Misd. Probationers	Juvenile Probationers	Total
1. 2002 Year-end population How many individuals were you supervising on 12/31/02?					
2. 2003 Entries How many individuals entered your caseload in 2003?					
3. 2003 Removals How many individuals were removed from your caseload in 2003?					
4. Gender of 12/31/2003 population	Male				
	Female				
	(Must equal Line 1)				
	Total				
5. Race of the 12/31/2003 population	White				
	Black				
	American Indian				
	Asian/Pacific Islander				
	Other				
	Unknown				
	(Must equal Line 1)				
Total					
6. Hispanic Origin of 12/31/2003 population	Hispanic				
	Non-Hispanic				

Instructions for Completing the Probation Survey

Thank you for your participation in this annual survey, which is conducted to provide supervision information to legislators, policymakers, the Minnesota Department of Corrections, Minnesota counties, and other government agencies. This survey is being mailed to:

Community Corrections directors, to collect all CCA county probation information

Department of Corrections District supervisors, to collect data on all probationers supervised by DOC felony agents and DOC contract agents, and

Chief probation officers in non-CCA counties, to collect data on all probationers supervised by non-CCA county agents.

One survey is enclosed for each county in which your office provides probation services. Please answer the questions for all probationers under your supervision.

Who should be counted as a “probationer”?

All probationers, regardless of conviction status, who were under the supervision of your agency as part of a court order at any time between December 31, 2001 and December 31, 2002.

Probationers for whom there is a court order for supervision and/or services such as restitution, community service, or monitoring.

Persons placed on probation under Minnesota Statutes 152.18 (“deferred adjudication” for certain drug offenders) and 609.135 (stay of imposition or execution) if you are providing probation supervision or services.

Persons who are sent to your county from another county or state for supervision.

Who is excluded as a “probationer”?

Persons on investigative status only, such as PSIs, pre-pleas, bail evaluations, etc.

Persons on “bench probation,” “court probation,” or “summary probation,” who have not been placed under the supervision of a probation agency.

Pre-trial diversion and pre-trial supervision cases.

Juveniles receiving services under a CHIPS petition.

Persons released from state correctional facilities, who are on supervised release, parole, intensive community supervision, etc.

Exclude from year-end counts (questions 1, 4, etc.) those whom you send to another county or state for supervision.

For questions 1-7, report each probationer only once, not the number of offenses or open files. If an offender is on probation for offenses of differing severity, count him/her in the category of highest severity. If a probationer is under both juvenile and adult supervision, count the offender only once, placing the individual as an adult or juvenile according to the more serious offense. If you are unable to eliminate double counting of individuals under both adult and juvenile supervision, asterisk the juvenile total on line 4 of page 1 and in the "Comments" section on page 2, estimate the number of juveniles also counted as adults.

Please note the changed wording in question 8: you are to report the number of cases under supervision for each of the listed offenses (**not** the most serious offense for which each offender was under supervision). If a case has multiple offense counts, please report the most serious count.

Appendix B. 2003 Probation Survey Data By County

Statewide Probation Survey Totals 2003

	2002 Year-end Population	2003 Entries	2003 Removals	2003 Year-end Population	Male	Female	White	Black	American Indian	Asian/Pacific Islander	Other Race	Unknown Race	Hispanic	Not Hispanic
Minnesota														
Felony	40945	13316	16448	38130	29505	8625	26408	8276	1752	801	818	75	1724	36406
Gross Misd.	34850	14062	17443	31877	25960	5917	26008	2592	1452	322	1382	121	1557	30320
Misdemeanor	46897	32139	37607	40726	31401	9325	30670	4030	929	774	3889	434	2455	38271
Juvenile	17412	18327	19748	15977	11956	4021	10193	3070	1017	726	750	221	1013	14964
Total	140104	77844	91246	126710	98822	27888	93279	17968	5150	2623	6839	851	6749	119961
CCA Counties														
Felony	30957	8263	11408	28119	21663	6456	17995	7849	824	725	651	75	1226	26893
Gross Misd.	24597	8854	11565	22156	17973	4183	17862	2342	678	275	878	121	1080	21076
Misdemeanor	35040	22812	27650	29636	22713	6923	21713	3723	577	680	2509	434	1818	27818
Juvenile	11581	11893	13087	10376	7752	2624	5645	2926	504	674	406	221	686	9690
Total	102175	51822	63710	90287	70101	20186	63215	16840	2583	2354	4444	851	4810	85477
CPO Counties														
Felony	130	70	101	96	79	17	79	4	6	1	6	0	5	91
Gross Misd.	6385	2840	3362	5985	4948	1037	5104	146	396	23	316	0	297	5688
Misdemeanor	9439	7503	7788	9034	7026	2008	7222	204	268	73	1267	0	443	8591
Juvenile	3690	4450	4550	3591	2681	910	3046	95	203	25	222	0	166	3425
Total	19644	14863	15801	18706	14734	3972	15451	449	873	122	1811	0	911	17795
DOC Counties														
Felony	9871	4985	4946	9915	7761	2154	8332	423	923	75	162	0	493	9422
Gross Misd.	3869	2368	2517	3736	3039	697	3042	104	378	24	188	0	180	3556
Misdemeanor	2421	1824	2170	2056	1662	394	1734	103	85	21	113	0	194	1862
Juvenile	2141	1984	2111	2010	1523	487	1502	49	310	27	122	0	161	1849
Total	18302	11161	11744	17717	13985	3732	14610	679	1696	147	585	0	1028	16689
Twin Cities Metropolitan Area (7 Counties)														
Felony	24513	6378	8948	22103	16917	5186	12963	7345	531	634	555	75	801	21294
Gross Misd.	19447	6990	8959	17679	14311	3368	13955	2156	400	250	797	121	800	16879
Misdemeanor	29851	18582	22935	25144	19163	5981	17906	3522	397	658	2227	434	1438	23706
Juvenile	8775	9100	9788	8088	5993	2095	3881	2808	361	628	189	221	517	7571
Total	82586	41050	50630	73014	56384	16630	48705	15831	1689	2170	3768	851	3556	69450
Non-Metro Counties														
Felony	16432	6938	7500	16029	12590	3439	13447	931	1221	167	263	0	923	15106
Gross Misd.	15403	7072	8484	14198	11649	2549	12053	436	1052	72	585	0	757	13441
Misdemeanor	17046	13557	14672	15580	12236	3344	12762	508	532	116	1662	0	1017	14563
Juvenile	8637	9227	9960	7889	5963	1926	6312	262	656	98	561	0	496	7393
Total	57518	36794	40616	53696	42438	11258	44574	2137	3461	453	3071	0	3193	50503

	2002 Year-end Population	2003 Entries	2003 Removals	2003 Year-end Population	Male	Female	White	Black	American Indian	Asian/Pacific Islander	Other Race	Unknown Race	Hispanic	Not Hispanic	Arson	Assault	Burglary	Crime Against Family	Crime Against Justice	Crime Against Government
Aitkin (CCA)																				
Felony	143	40	54	131	102	29	126	0	5	0	0	0	0	131	2	14	33	0	1	0
Gross Misd.	302	72	144	231	194	37	201	2	28	0	0	0	1	230	0	3	1	3	5	5
Misdemeanor	293	116	217	190	153	37	183	1	6	0	0	0	1	189	0	14	0	0	3	2
Juvenile	114	70	85	98	71	27	84	0	14	0	0	0	0	98	1	13	13	0	1	0
Total	852	298	500	650	520	130	594	3	53	0	0	0	2	648	3	44	47	3	10	7
Anoka (CCA)																				
Felony	2525	660	840	2365	1833	532	2010	222	40	25	68	0	43	2322	14	209	190	10	29	2
Gross Misd.	2860	962	975	2941	2415	526	2394	137	62	25	323	0	44	2897	0	92	8	20	142	23
Misdemeanor	6763	4029	5147	5530	4237	1293	3543	301	94	63	1529	0	111	5419	0	548	0	1	216	116
Juvenile	1246	1237	1502	982	706	276	745	79	21	22	115	0	11	971	6	123	46	1	24	1
Total	13394	6888	8464	11818	9191	2627	8692	739	217	135	2035	0	209	11609	20	972	244	32	411	142
Becker																				
Felony	285	121	114	291	234	57	203	6	78	0	4	0	6	285	2	27	34	0	6	1
Gross Misd.	38	27	26	40	30	10	18	1	19	0	2	0	0	40	0	9	1	0	2	0
Misdemeanor	6	8	8	6	4	2	3	0	1	0	2	0	0	6	0	2	0	0	0	0
Juvenile	147	78	86	139	100	39	58	3	54	0	24	0	3	136	3	34	13	0	8	0
Total	476	234	234	476	368	108	282	10	152	0	32	0	9	467	5	72	48	0	16	1
Beltrami																				
Felony	427	153	158	426	343	83	202	11	211	1	1	0	5	421	0	58	43	2	11	0
Gross Misd.	176	105	87	188	144	44	85	3	98	0	2	0	4	184	0	18	4	2	8	0
Misdemeanor	34	25	18	43	33	10	18	1	19	0	5	0	0	43	0	16	1	0	1	0
Juvenile	211	149	127	233	165	68	96	1	130	0	6	0	5	228	5	76	26	1	9	0
Total	848	432	390	890	685	205	401	16	458	1	14	0	14	876	5	168	74	5	29	0
Benton																				
Felony	372	146	173	342	264	78	292	33	7	4	6	0	7	335	2	29	34	3	6	0
Gross Misd.	337	219	189	371	298	73	293	17	10	7	44	0	3	368	0	21	0	2	16	0
Misdemeanor	281	281	222	339	271	68	273	23	3	4	36	0	8	331	0	63	0	0	4	9
Juvenile	97	205	182	120	90	30	94	3	0	3	20	0	0	120	1	23	3	0	0	27
Total	1087	851	766	1172	923	249	952	76	20	18	106	0	18	1154	3	136	37	5	26	36
Bigstone																				
Felony	24	10	10	24	19	5	22	1	1	0	0	0	1	23	0	3	2	0	0	0
Gross Misd.	25	24	23	25	20	5	24	0	0	0	1	0	0	25	0	0	0	0	0	0
Misdemeanor	16	36	33	20	17	3	18	0	0	0	2	0	0	20	0	2	0	0	1	2
Juvenile	17	46	44	19	13	6	16	0	0	0	3	0	0	19	0	2	3	0	0	7
Total	82	116	110	88	69	19	80	1	1	0	6	0	1	87	0	7	5	0	1	9
Blue Earth (CCA)																				
Felony	342	114	134	322	266	56	281	25	4	5	7	0	12	310	2	21	33	5	4	0
Gross Misd.	398	190	229	371	302	69	338	19	4	3	7	0	20	351	0	6	0	1	10	2
Misdemeanor	380	368	300	436	332	104	389	21	4	4	18	0	10	426	0	40	0	0	4	2
Juvenile	162	174	182	154	102	52	98	15	0	3	38	0	5	149	0	22	8	0	5	1
Total	1282	846	845	1283	1002	281	1106	80	12	15	70	0	47	1236	2	89	41	6	23	5
Brown																				
Felony	93	39	61	68	61	7	63	2	1	0	2	0	9	59	3	6	11	0	0	1
Gross Misd.	197	70	100	168	145	23	165	1	0	1	1	0	10	158	0	2	0	0	7	8
Misdemeanor	233	175	231	178	150	28	170	3	0	0	5	0	33	145	1	22	0	0	4	21
Juvenile	115	118	134	100	78	22	98	1	0	0	1	0	5	95	2	15	8	1	2	3
Total	638	402	526	514	434	80	496	7	1	1	9	0	57	457	6	45	19	1	13	33
Carlton (CCA)																				
Felony	272	67	105	238	200	38	168	15	54	0	1	0	3	235	4	23	29	2	6	0
Gross Misd.	240	103	99	245	200	45	161	2	63	0	19	0	1	244	0	7	1	1	10	1
Misdemeanor	119	134	103	145	116	29	87	2	27	0	29	0	1	144	0	19	0	0	8	7
Juvenile	112	167	195	84	68	16	60	0	22	1	1	0	1	83	3	13	7	0	9	0
Total	743	471	502	712	584	128	476	19	166	1	50	0	6	706	7	62	37	3	33	8
Carver																				
Felony	287	164	143	314	247	67	274	22	5	2	11	0	15	299	0	60	11	2	12	1
Gross Misd.	632	413	385	669	534	135	620	17	9	2	21	0	60	609	0	42	3	8	36	2
Misdemeanor	385	349	296	423	324	99	376	16	3	9	19	0	35	388	0	122	0	1	24	1
Juvenile	214	249	249	214	162	52	201	8	2	2	1	0	20	194	3	46	20	0	11	25
Total	1518	1175	1073	1620	1267	353	1471	63	19	15	52	0	130	1490	3	270	34	11	83	29

	Criminal Sexual Conduct	Disturbing Peace	Drugs	DWI	Escape/Flight	Forgery	Gambling	Homicide	Status Offense	Kidnaping	Obscenity	Property Damage	Robbery	Sex Related	Stolen Property	Theft	Theft Related	Traffic (exclude DWI)	Vehicle Theft	Weapons
Aitkin (CCA)																				
Felony	11	0	20	0	4	7	0	1	0	0	0	3	0	1	3	16	7	2	4	2
Gross Misd.	1	13	0	142	2	3	0	0	0	0	0	3	0	1	1	11	3	34	0	0
Misdemeanor	0	7	2	130	0	0	0	0	1	0	0	0	0	1	0	5	1	22	2	0
Juvenile	8	6	11	1	0	0	0	0	10	0	0	9	0	0	0	13	0	11	4	0
Total	20	26	33	273	6	10	0	1	11	0	0	15	0	3	4	45	11	69	10	2
Anoka (CCA)																				
Felony	204	7	622	76	76	156	3	16	0	9	7	52	34	4	69	219	240	12	76	29
Gross Misd.	13	6	2	2212	19	48	0	0	1	0	2	42	0	1	15	119	24	139	2	11
Misdemeanor	0	542	20	1735	1	1	1	0	4	0	10	73	0	0	8	408	6	1825	9	6
Juvenile	60	60	45	22	2	1	0	0	299	0	2	63	8	1	12	112	2	34	39	19
Total	277	615	689	4045	98	206	4	16	304	9	21	230	42	6	104	858	272	2010	126	65
Becker																				
Felony	20	1	57	13	21	5	0	3	4	1	0	9	1	0	4	38	22	2	13	7
Gross Misd.	0	0	1	24	0	0	0	0	1	0	0	0	0	0	0	1	1	0	0	0
Misdemeanor	0	0	2	0	0	0	0	0	1	0	0	0	0	0	0	0	0	1	0	0
Juvenile	6	1	10	2	6	2	0	0	10	0	0	14	1	0	1	16	1	0	10	0
Total	26	2	70	39	27	7	0	3	16	1	0	23	2	0	5	55	24	3	23	7
Beltrami																				
Felony	45	0	79	20	35	14	0	1	0	0	1	9	6	2	6	34	24	4	25	7
Gross Misd.	4	2	2	120	3	6	0	0	0	0	1	0	0	0	1	7	3	7	0	0
Misdemeanor	0	1	0	11	0	1	0	0	2	0	1	2	0	0	0	4	1	2	0	0
Juvenile	14	8	17	3	8	1	0	0	9	0	0	18	1	0	1	20	0	2	14	0
Total	63	11	98	154	46	22	0	1	11	0	3	29	7	2	8	65	28	15	39	7
Benton																				
Felony	28	3	116	8	7	13	0	1	0	0	1	8	4	0	8	30	25	6	6	4
Gross Misd.	5	5	0	276	0	3	0	0	2	0	0	6	0	0	1	7	7	20	0	0
Misdemeanor	0	36	1	163	0	0	0	0	25	0	2	4	0	0	1	5	1	24	0	1
Juvenile	9	14	6	2	1	0	0	0	4	0	0	4	1	0	1	15	2	4	1	2
Total	42	58	123	449	8	16	0	1	31	0	3	22	5	0	11	57	35	54	7	7
Bigstone																				
Felony	3	0	11	0	1	0	0	0	0	0	0	0	0	0	0	3	1	0	0	0
Gross Misd.	0	0	0	21	0	2	0	0	0	0	0	0	0	0	0	0	2	0	0	0
Misdemeanor	0	0	0	10	0	0	0	0	0	0	0	0	0	0	0	2	0	3	0	0
Juvenile	0	0	4	0	1	0	0	1	0	0	0	2	0	0	0	0	0	0	0	0
Total	3	0	15	31	2	2	0	1	0	0	0	2	0	0	0	5	3	3	0	0
Blue Earth (CCA)																				
Felony	32	0	108	26	12	7	0	2	0	0	0	6	1	3	6	30	15	2	1	6
Gross Misd.	0	8	0	264	2	6	0	0	0	0	0	10	0	0	6	25	7	24	0	0
Misdemeanor	0	21	1	325	0	1	0	0	8	0	1	5	0	1	0	12	1	12	2	0
Juvenile	15	10	6	4	2	0	0	0	53	0	0	6	0	0	0	14	2	0	4	2
Total	47	39	115	619	16	14	0	2	61	0	1	27	1	4	12	81	25	38	7	8
Brown																				
Felony	2	0	14	0	7	2	0	0	0	0	0	3	1	1	2	8	5	1	0	1
Gross Misd.	0	1	0	116	3	2	0	0	1	0	0	5	0	0	0	17	0	5	0	1
Misdemeanor	0	2	1	82	0	0	0	0	0	0	1	0	0	0	0	2	0	42	0	0
Juvenile	6	5	3	6	2	0	0	0	10	0	1	11	2	0	0	10	1	7	1	4
Total	8	8	18	204	12	4	0	0	11	0	2	19	3	1	2	37	6	55	1	6
Carlton (CCA)																				
Felony	14	3	75	8	17	5	2	0	0	0	0	7	2	1	2	10	9	5	10	4
Gross Misd.	6	3	0	197	4	1	0	0	0	0	0	2	0	0	0	3	1	8	0	0
Misdemeanor	1	7	5	78	0	0	0	0	2	0	0	0	0	0	0	7	1	9	1	0
Juvenile	8	1	3	3	0	0	0	0	18	0	0	5	1	0	0	2	3	2	6	0
Total	29	14	83	286	21	6	2	0	20	0	0	14	3	1	2	22	14	24	17	4
Carver																				
Felony	36	3	82	5	12	18	0	2	0	2	0	5	0	0	2	24	20	10	3	4
Gross Misd.	9	11	2	421	0	6	0	0	11	0	0	6	0	3	3	24	16	64	0	2
Misdemeanor	3	36	15	0	0	1	0	0	14	0	0	6	0	0	3	24	1	171	1	0
Juvenile	13	12	12	1	3	3	0	0	1	0	0	6	0	0	2	16	3	27	4	3
Total	61	62	111	427	15	28	0	2	26	2	0	23	0	3	10	88	40	272	8	9

	2002 Year-end Population	2003 Entries	2003 Removals	2003 Year-end Population	Male	Female	White	Black	American Indian	Asian/Pacific Islander	Other Race	Unknown Race	Hispanic	Not Hispanic	Arson	Assault	Burglary	Crime Against Family	Crime Against Justice	Crime Against Government	
Cass																					
Felony	307	127	135	302	221	81	154	3	139	0	6		2	300	2	46	29	0	5	0	
Gross Misd.	380	88	110	355	279	76	165	3	184	1	2		2	353	0	3	4	1	18	1	
Misdemeanor	145	40	61	123	90	33	50	2	69	0	2		2	121	0	34	0	0	6	2	
Juvenile	156	101	122	136	103	33	60	0	73	0	3		0	136	0	35	19	0	2	0	
Total	988	356	428	916	693	223	429	8	465	1	13	0	6	910	2	118	52	1	31	3	
Chippewa (CCA)																					
Felony	32	33	28	37	30	7	34	0	3	0	0		5	32	0	6	1	1	0	0	
Gross Misd.	70	53	63	62	45	17	58	1	2	0	1		7	55	0	1	0	0	1	0	
Misdemeanor	49	55	56	46	34	12	42	1	3	0	0		4	42	0	4	0	0	0	2	
Juvenile	26	21	31	16	10	6	16	0	0	0	0		2	14	2	3	4	0	1	0	
Total	177	162	178	161	119	42	150	2	8	0	1	0	18	143	2	14	5	1	2	2	
Chisago																					
Felony	305	157	157	301	261	40	281	7	5	1	7		4	297	0	34	14	2	3	0	
Gross Misd.	388	220	193	416	348	68	366	7	5	0	38		6	410	1	8	0	5	16	3	
Misdemeanor	708	990	724	975	780	195	606	7	3	5	354		11	964	0	110	0	0	35	25	
Juvenile	162	274	254	184	144	40	113	3	0	2	66		1	183	0	23	13	0	1	1	
Total	1563	1641	1328	1876	1533	343	1366	24	13	8	465	0	22	1854	1	175	27	7	55	29	
Clay																					
Felony	533	231	269	493	372	121	410	21	54	5	3		86	407	2	49	36	30	6	1	
Gross Misd.	64	38	38	69	55	14	62	3	4	0	0		16	53	0	19	0	5	10	0	
Misdemeanor	119	104	78	142	125	17	115	8	17	1	1		20	122	0	89	1	0	7	1	
Juvenile	280	262	255	287	216	71	231	3	41	1	11		59	228	4	60	19	1	23	49	
Total	996	635	640	991	768	223	818	35	116	7	15	0	181	810	6	217	56	36	46	51	
Clearwater																					
Felony	119	33	32	121	103	18	64	0	44	0	13		0	121	1	24	16	1	0	0	
Gross Misd.	69	48	28	89	70	19	37	0	28	0	24		0	89	0	5	0	0	4	1	
Misdemeanor	35	37	23	48	38	10	23	0	11	0	14		0	48	0	7	0	0	1	2	
Juvenile	56	45	44	57	44	13	23	0	14	0	20		0	57	1	11	10	0	1	2	
Total	279	163	127	315	255	60	147	0	97	0	71	0	0	315	2	47	26	1	6	5	
Cook (CCA)																					
Felony	35	13	10	40	31	9	30	1	8	0	1		0	40	0	7	4	0	1	0	
Gross Misd.	59	19	35	44	36	8	36	0	8	0	0		0	44	0	3	0	2	0	0	
Misdemeanor	76	48	48	73	59	14	62	1	8	0	2		0	73	0	7	0	0	1	1	
Juvenile	14	14	17	11	9	2	7	1	2	0	1		1	10	0	1	2	0	0	0	
Total	184	94	110	168	135	33	135	3	26	0	4	0	1	167	0	18	6	2	2	1	
Cottonwood																					
Felony	86	46	56	77	67	10	68	1	2	1	5		3	74	0	6	7	0	4	0	
Gross Misd.	42	48	42	47	32	15	40	0	0	5	2		2	45	0	3	1	1	2	0	
Misdemeanor	51	38	54	35	28	7	31	2	0	2	0		3	32	0	15	0	0	0	1	
Juvenile	38	44	40	42	33	9	39	0	0	2	1		1	41	1	7	1	0	0	0	
Total	217	176	192	201	160	41	178	3	2	10	8	0	9	192	1	31	9	1	6	1	
Crow Wing (CCA)																					
Felony	491	125	204	410	319	91	368	14	25	3	0		6	404	3	25	37	0	2	0	
Gross Misd.	381	196	251	338	265	73	288	13	36	1	0		5	333	0	4	1	1	19	22	
Misdemeanor	304	273	274	293	226	67	263	8	19	1	2		2	291	0	20	0	0	6	7	
Juvenile	218	270	282	206	163	43	192	5	8	1	0		1	205	1	42	27	0	3	4	
Total	1394	864	1011	1247	973	274	1111	40	88	6	2	0	14	1233	4	91	65	1	30	33	
Dakota (CCA)																					
Felony	3119	725	918	2965	2218	747	2170	489	44	72	190		153	2812	13	283	181	9	32	6	
Gross Misd.	2330	903	1132	2143	1755	388	1813	164	32	37	97		168	1975	0	95	3	23	135	15	
Misdemeanor	2748	1696	2020	2342	1856	486	1923	227	28	41	123		236	2106	0	350	0	3	105	108	
Juvenile	936	804	1005	736	586	150	540	143	13	22	18		45	691	7	202	42	0	26	47	
Total	9133	4128	5075	8186	6415	1771	6446	1023	117	172	428	0	602	7584	20	930	226	35	298	176	
Dodge (CCA)																					
Felony	67	29	26	71	55	16	61	4	1	0	5		3	68	0	10	2	1	3	1	
Gross Misd.	87	49	62	76	65	11	74	1	1	0	0		11	65	0	6	0	0	3	0	
Misdemeanor	32	16	31	14	11	3	13	0	0	1	0		3	11	0	4	0	0	1	0	
Juvenile	73	67	70	70	54	16	62	4	1	1	2		6	64	0	10	4	0	2	1	
Total	259	161	189	231	185	46	210	9	3	2	7	0	23	208	0	30	6	1	9	2	

	Criminal Sexual Conduct	Disturbing Peace	Drugs	DWI	Escape/Flight	Forgery	Gambling	Homicide	Status Offense	Kidnaping	Obscenity	Property Damage	Robbery	Sex Related	Stolen Property	Theft	Theft Related	Traffic (exclude DWI)	Vehicle Theft	Weapons
Cass																				
Felony	13	0	79	13	18	10	0	1	0	1	0	5	4	1	9	24	28	7	3	4
Gross Misd.	3	0	0	247	4	9	0	0	0	0	0	2	0	0	6	8	4	45	0	0
Misdemeanor	0	8	1	58	0	0	0	0	1	0	0	0	0	0	0	1	0	12	0	0
Juvenile	6	11	10	2	0	2	0	1	7	1	0	5	2	0	2	15	0	2	13	1
Total	22	19	90	320	22	21	0	2	8	2	0	12	6	1	17	48	32	66	16	5
Chippewa (CCA)																				
Felony	2	0	13	1	3	0	0	0	0	0	0	3	0	0	0	3	0	2	1	1
Gross Misd.	1	1	1	43	0	5	0	0	0	0	0	1	0	0	0	2	0	6	0	0
Misdemeanor	0	3	0	4	0	0	0	0	0	0	0	0	0	0	0	1	0	31	1	0
Juvenile	0	1	1	0	0	0	0	0	1	0	0	0	0	0	0	1	0	1	0	1
Total	3	5	15	48	3	5	0	0	1	0	0	4	0	0	0	7	0	40	2	2
Chisago																				
Felony	35	3	87	14	16	14	1	1	0	0	0	3	1	2	10	28	10	12	8	3
Gross Misd.	2	2	0	291	3	2	0	0	10	0	0	1	0	1	4	12	3	51	0	1
Misdemeanor	0	86	12	315	1	0	0	0	45	0	1	3	0	1	0	21	3	315	2	0
Juvenile	5	8	3	2	1	0	0	1	66	0	1	5	1	0	2	20	2	20	6	3
Total	42	99	102	622	21	16	1	2	121	0	2	12	2	4	16	81	18	398	16	7
Clay																				
Felony	40	2	126	23	14	9	0	1	1	1	1	11	4	3	18	49	48	4	5	9
Gross Misd.	2	4	0	24	0	1	0	0	0	0	0	2	0	0	0	1	0	0	0	1
Misdemeanor	1	21	7	8	0	0	0	0	0	0	0	0	0	1	0	3	1	2	0	0
Juvenile	5	9	20	0	1	1	0	1	11	0	1	16	1	0	2	27	1	25	9	1
Total	48	36	153	55	15	11	0	2	12	1	2	29	5	4	20	80	50	31	14	11
Clearwater																				
Felony	6	0	9	5	8	6	0	0	0	0	0	3	2	0	3	10	16	1	7	3
Gross Misd.	1	1	0	59	2	0	0	0	1	0	0	1	0	0	2	1	3	6	1	1
Misdemeanor	0	3	0	24	0	0	0	0	5	0	1	0	0	0	0	1	0	4	0	0
Juvenile	4	2	0	3	3	1	0	0	4	0	0	4	0	0	0	4	0	1	6	0
Total	11	6	9	91	13	7	0	0	10	0	1	8	2	0	5	16	19	12	14	4
Cook (CCA)																				
Felony	2	1	12	0	0	2	0	0	0	0	0	0	0	0	1	4	2	1	2	1
Gross Misd.	3	0	1	31	0	1	0	0	0	0	0	0	0	0	0	0	0	3	0	0
Misdemeanor	0	2	1	51	0	0	0	0	2	0	0	1	0	0	0	0	0	7	0	0
Juvenile	0	0	1	1	0	0	0	0	1	0	0	2	0	0	3	0	0	0	0	0
Total	5	3	15	83	0	3	0	0	3	0	0	3	0	0	4	4	2	11	2	1
Cottonwood																				
Felony	20	0	18	0	1	4	0	0	0	0	1	4	0	0	2	7	2	0	1	0
Gross Misd.	0	2	0	25	0	1	0	0	0	0	0	0	0	1	0	1	6	2	2	0
Misdemeanor	0	1	0	9	0	0	0	0	2	0	0	1	0	0	0	0	2	2	2	0
Juvenile	3	1	5	0	0	1	0	0	2	0	0	4	0	0	0	10	2	0	5	0
Total	23	4	23	34	1	6	0	0	4	0	1	9	0	1	2	18	12	4	10	0
Crow Wing (CCA)																				
Felony	53	0	135	15	13	21	0	1	4	0	0	9	4	5	9	26	25	7	15	1
Gross Misd.	4	0	4	198	5	14	0	0	2	0	0	7	0	1	2	15	5	34	0	0
Misdemeanor	1	17	1	202	0	0	0	0	0	0	0	5	0	2	0	3	1	26	2	0
Juvenile	27	7	10	0	3	3	0	0	15	0	0	23	1	0	2	16	1	9	12	0
Total	85	24	150	415	21	38	0	1	21	0	0	44	5	8	13	60	32	76	29	1
Dakota (CCA)																				
Felony	203	0	1056	69	61	165	0	9	2	11	8	58	42	5	56	384	206	18	67	21
Gross Misd.	13	0	1	1585	8	14	0	0	4	2	2	29	0	1	2	45	20	139	1	6
Misdemeanor	9	143	20	1172	0	2	0	0	16	0	1	16	0	3	2	25	4	359	1	3
Juvenile	34	64	71	10	5	4	0	1	9	0	0	56	13	1	8	71	5	20	29	11
Total	259	207	1148	2836	74	185	0	10	31	13	11	159	55	10	68	525	235	536	98	41
Dodge (CCA)																				
Felony	0	0	31	3	2	0	0	0	0	0	0	0	0	0	1	14	1	0	0	2
Gross Misd.	0	1	3	48	1	1	0	0	0	0	0	0	0	0	4	1	0	8	0	0
Misdemeanor	0	0	0	6	0	0	0	0	0	0	0	1	0	0	0	0	0	2	0	0
Juvenile	0	3	6	4	1	0	0	0	15	0	0	5	0	0	0	14	1	1	2	1
Total	0	4	40	61	4	1	0	0	15	0	0	6	0	0	5	29	2	11	2	3

	2002 Year-end Population	2003 Entries	2003 Removals	2003 Year-end Population	Male	Female	White	Black	American Indian	Asian/Pacific Islander	Other Race	Unknown Race	Hispanic	Not Hispanic	Arson	Assault	Burglary	Crime Against Family	Crime Against Justice	Crime Against Government	
Douglas																					
Felony	238	88	102	219	173	46	205	6	4	2	2		4	215	0	20	23	0	0	0	
Gross Misd.	195	76	106	169	143	26	163	1	2	0	3		0	169	0	5	4	2	5	3	
Misdemeanor	27	25	19	34	30	4	32	2	0	0	0		0	34	0	21	0	0	2	4	
Juvenile	104	156	138	122	97	25	113	4	1	4	0		0	122	0	13	9	0	5	18	
Total	564	345	365	544	443	101	513	13	7	6	5	0	4	540	0	59	36	2	12	25	
Faribault																					
Felony	92	28	34	86	70	16	81	1	1	1	2		14	72	1	9	10	0	2	0	
Gross Misd.	98	45	59	85	68	17	84	0	1	0	0		10	75	0	8	1	1	9	1	
Misdemeanor	121	43	95	68	55	13	64	1	2	0	1		15	53	0	16	0	0	3	1	
Juvenile	109	84	123	70	58	12	69	0	1	0	0		15	55	1	17	3	0	1	0	
Total	420	200	311	309	251	58	298	2	5	1	3	0	54	255	2	50	14	1	15	2	
Fillmore (CCA)																					
Felony	51	28	35	45	36	9	43	1	0	0	1		1	44	0	7	9	2	1	0	
Gross Misd.	127	43	66	106	87	19	100	0	0	1	5		0	106	0	2	1	0	3	2	
Misdemeanor	118	71	94	92	76	16	84	0	0	0	8		0	92	0	8	0	0	1	1	
Juvenile	59	68	72	55	46	9	52	0	0	0	3		0	55	0	8	8	0	4	13	
Total	355	210	267	298	245	53	279	1	0	1	17	0	1	297	0	25	18	2	9	16	
Freeborn																					
Felony	167	99	95	171	132	39	159	5	3	2	2		25	146	3	17	12	1	2	1	
Gross Misd.	201	63	93	174	147	27	157	7	0	0	10		30	144	0	3	4	0	6	1	
Misdemeanor	197	192	165	226	184	42	198	3	0	2	23		44	182	1	42	0	0	11	0	
Juvenile	180	140	148	167	114	53	157	4	0	0	6		39	128	1	35	3	0	9	0	
Total	745	494	501	738	577	161	671	19	3	4	41	0	138	600	5	97	19	1	28	2	
Goodhue																					
Felony	341	224	213	353	274	79	279	33	16	2	23		7	346	4	38	40	2	3	1	
Gross Misd.	283	159	167	282	240	42	249	15	12	1	5		7	275	0	33	0	2	11	2	
Misdemeanor	465	379	390	446	334	112	393	18	11	5	19		13	433	0	60	0	1	15	47	
Juvenile	118	265	243	140	110	30	125	11	4	0	0		6	134	5	20	9	0	6	0	
Total	1207	1027	1013	1221	958	263	1046	77	43	8	47	0	33	1188	9	151	49	5	35	50	
Grant																					
Felony	28	26	13	41	35	6	40	0	0	0	1		1	40	0	2	9	0	1	1	
Gross Misd.	28	23	20	32	30	2	26	0	0	0	6		0	32	0	2	0	0	1	0	
Misdemeanor	16	30	27	18	11	7	17	0	0	0	1		0	18	0	6	0	0	0	0	
Juvenile	13	27	20	20	14	6	14	0	0	0	6		0	20	0	1	6	0	0	5	
Total	85	106	80	111	90	21	97	0	0	0	14	0	1	110	0	11	15	0	2	6	
Hennepin (CCA)																					
Felony	10889	3074	4876	9087	7177	1910	4359	4085	332	236	0	75	177	8910	42	924	402	39	86	9	
Gross Misd.	8475	2642	4142	6975	5567	1408	5353	1176	214	111	0	121	197	6778	3	256	11	113	78	22	
Misdemeanor	8738	5892	7133	7497	5693	1804	5212	1511	122	218	0	434	270	7227	0	890	1	2	55	86	
Juvenile	4127	3895	4011	4011	2978	1033	1283	1917	257	333	0	221	312	3699	35	918	289	0	117	3	
Total	32229	15503	20162	27570	21415	6155	16207	8689	925	898	0	851	956	26614	80	2988	703	154	336	120	
Houston																					
Felony	79	30	18	91	70	21	85	5	0	0	1		2	89	1	14	11	0	1	0	
Gross Misd.	118	49	51	126	108	18	122	0	1	0	3		2	124	0	9	1	0	7	3	
Misdemeanor	505	365	284	575	419	156	503	12	1	1	58		3	572	0	34	0	4	35	76	
Juvenile	62	76	61	78	58	20	73	3	0	1	1		0	78	1	11	6	0	3	3	
Total	764	520	414	870	655	215	783	20	2	2	63	0	7	863	2	68	18	4	46	82	
Hubbard																					
Felony	97	37	34	101	69	32	89	0	12	0	0		0	101	2	16	23	0	0	0	
Gross Misd.	85	33	38	80	71	9	73	0	4	0	3		0	80	0	4	3	0	3	1	
Misdemeanor	14	5	13	5	3	2	5	0	0	0	0		0	5	0	1	0	0	0	0	
Juvenile	43	25	26	42	35	7	33	2	6	0	1		3	39	0	13	4	0	0	0	
Total	239	100	111	228	178	50	200	2	22	0	4	0	3	225	2	34	30	0	3	1	
Isanti																					
Felony	220	125	140	211	161	50	202	4	1	0	4		1	210	1	13	12	5	2	0	
Gross Misd.	329	224	247	302	259	43	285	2	2	0	13		1	301	0	10	2	4	10	0	
Misdemeanor	648	341	446	541	435	106	247	3	2	1	288		0	541	0	59	0	1	39	16	
Juvenile	165	122	145	142	98	44	105	2	3	2	30		0	142	3	18	5	0	7	0	
Total	1362	812	978	1196	953	243	839	11	8	3	335	0	2	1194	4	100	19	10	58	16	

	Criminal Sexual Conduct	Disturbing Peace	Drugs	DWI	Escape/Flight	Forgery	Gambling	Homicide	Status Offense	Kidnaping	Obscenity	Property Damage	Robbery	Sex Related	Stolen Property	Theft	Theft Related	Traffic (exclude DWI)	Vehicle Theft	Weapons
Douglas																				
Felony	17	0	39	4	13	16	0	0	0	0	0	1	0	3	8	24	34	0	13	4
Gross Misd.	1	2	1	114	1	1	0	0	0	0	2	1	0	0	0	13	9	5	0	0
Misdemeanor	0	1	0	4	0	0	0	0	0	0	0	0	0	0	0	1	0	1	0	0
Juvenile	8	14	7	0	2	0	0	0	2	0	0	7	0	0	4	16	1	13	2	1
Total	26	17	47	122	16	17	0	0	2	0	2	9	0	3	12	54	44	19	15	5
Faribault																				
Felony	8	0	26	3	1	2	0	0	0	0	0	3	0	0	2	10	5	0	2	2
Gross Misd.	0	2	0	43	1	1	0	0	0	0	0	3	0	2	0	0	7	5	0	1
Misdemeanor	0	7	0	22	0	0	0	0	2	0	1	0	0	0	0	1	0	15	0	0
Juvenile	3	4	2	1	0	0	0	0	14	0	1	3	0	0	1	7	0	6	3	3
Total	11	13	28	69	2	3	0	0	16	0	2	9	0	2	3	18	12	26	5	6
Fillmore (CCA)																				
Felony	0	0	13	3	2	2	0	0	0	0	0	0	0	0	1	4	1	0	0	0
Gross Misd.	0	0	2	78	1	1	0	0	4	0	0	2	0	0	0	3	2	5	0	0
Misdemeanor	0	7	2	63	1	0	0	0	4	0	0	1	0	0	0	0	0	4	0	0
Juvenile	0	6	0	2	0	1	0	0	1	0	0	1	0	0	0	8	0	2	1	0
Total	0	13	17	146	4	4	0	0	9	0	0	4	0	0	1	15	3	11	1	0
Freeborn																				
Felony	5	1	77	3	8	3	0	1	0	0	0	2	1	0	3	20	5	1	3	2
Gross Misd.	1	0	0	117	1	3	0	0	0	0	1	3	0	0	1	15	3	14	0	1
Misdemeanor	1	19	3	101	0	2	0	0	14	0	0	1	0	0	0	6	0	24	1	0
Juvenile	5	26	12	3	0	0	0	0	26	0	0	8	0	0	8	16	1	8	8	1
Total	12	46	92	224	9	8	0	1	40	0	1	14	1	0	12	57	9	47	12	4
Goodhue																				
Felony	27	4	91	4	5	43	0	1	1	0	0	5	3	0	10	30	19	5	13	4
Gross Misd.	2	3	0	150	3	12	0	0	0	0	0	11	0	2	5	19	6	20	0	1
Misdemeanor	0	29	9	158	1	1	0	0	1	0	1	5	0	2	2	11	10	90	1	2
Juvenile	4	13	10	5	3	1	0	0	18	0	0	12	1	2	2	13	0	11	4	1
Total	33	49	110	317	12	57	0	1	20	0	1	33	4	6	19	73	35	126	18	8
Grant																				
Felony	4	1	6	2	2	3	0	0	0	1	0	0	0	0	1	3	2	2	0	1
Gross Misd.	0	0	0	24	0	0	0	0	0	0	0	1	0	2	0	1	0	1	0	0
Misdemeanor	0	0	0	8	0	0	0	0	0	0	0	1	0	0	0	2	1	0	0	0
Juvenile	0	0	2	2	0	0	0	1	0	0	0	1	0	0	0	3	0	0	0	0
Total	4	1	8	36	2	3	0	1	0	1	0	3	0	2	1	9	3	3	0	1
Hennepin (CCA)																				
Felony	609	45	3458	241	377	448	3	31	0	52	34	107	260	34	132	634	754	27	194	96
Gross Misd.	31	159	22	5671	20	30	0	1	0	3	12	47	0	59	11	94	55	247	6	20
Misdemeanor	0	725	25	3604	1	5	0	0	0	0	20	102	1	41	7	154	51	1698	4	7
Juvenile	213	117	294	0	101	16	0	8	554	14	3	183	197	4	43	161	273	111	200	79
Total	853	1046	3799	9516	499	499	3	40	554	69	69	439	458	138	193	1043	1133	2083	404	202
Houston																				
Felony	9	0	13	5	11	4	0	0	1	0	0	1	0	1	1	14	1	0	2	1
Gross Misd.	0	1	0	100	0	0	0	0	1	0	0	1	0	0	0	1	1	1	0	0
Misdemeanor	1	19	12	162	0	0	1	0	7	0	1	7	0	0	0	34	43	139	0	0
Juvenile	0	5	9	3	0	0	0	0	14	0	0	3	0	1	0	4	1	14	3	0
Total	10	25	34	270	11	4	1	0	23	0	1	12	0	2	1	53	46	154	5	1
Hubbard																				
Felony	14	0	19	0	1	0	0	0	0	0	0	2	1	0	3	15	3	2	0	0
Gross Misd.	2	0	2	44	2	0	0	0	0	0	0	3	0	0	1	7	5	3	0	0
Misdemeanor	0	3	0	0	0	0	0	0	0	0	0	0	0	0	0	1	0	0	0	0
Juvenile	4	0	2	0	0	0	0	0	0	0	0	0	2	0	0	15	0	0	1	1
Total	20	3	23	44	3	0	0	0	0	0	0	5	3	0	4	38	8	5	1	1
Isanti																				
Felony	26	2	59	5	10	7	1	1	0	3	1	4	0	0	4	32	16	3	3	1
Gross Misd.	0	2	3	207	1	2	3	0	3	0	1	2	0	1	4	5	4	36	1	1
Misdemeanor	0	71	6	137	0	2	0	0	1	0	1	1	0	0	1	36	0	170	0	0
Juvenile	11	16	12	0	0	0	0	0	24	0	0	6	0	0	2	20	0	13	2	3
Total	37	91	80	349	11	11	4	1	28	3	3	13	0	1	11	93	20	222	6	5

	2002 Year-end Population	2003 Entries	2003 Removals	2003 Year-end Population	Male	Female	White	Black	American Indian	Asian/Pacific Islander	Other Race	Unknown Race	Hispanic	Not Hispanic	Arson	Assault	Burglary	Crime Against Family	Crime Against Justice	Crime Against Government	
Itasca																					
Felony	375	169	146	398	327	71	328	4	52	0	14		1	397	7	60	51	0	11	2	
Gross Misd.	340	145	174	314	256	58	270	3	38	0	3		1	313	0	15	0	0	30	7	
Misdemeanor	81	86	70	94	80	14	70	3	21	0	0		0	94	0	35	0	0	12	1	
Juvenile	238	284	254	268	212	56	213	2	38	0	15		1	267	4	44	22	0	10	4	
Total	1034	684	644	1074	875	199	881	12	149	0	32	0	3	1071	11	154	73	0	63	14	
Jackson																					
Felony	33	22	30	24	22	2	21	1	0	0	2		2	22	0	5	1	0	0	0	
Gross Misd.	83	40	28	98	83	15	80	3	3	3	9		4	94	0	1	1	0	3	1	
Misdemeanor	278	126	191	211	167	44	171	3	1	10	26		20	191	0	17	0	1	2	2	
Juvenile	51	62	65	48	36	12	41	2	1	2	2		1	47	0	4	5	0	0	0	
Total	445	250	314	381	308	73	313	9	5	15	39	0	27	354	0	27	7	1	5	3	
Kanabec																					
Felony	241	116	143	212	172	40	205	1	4	0	2		1	211	0	26	15	0	6	0	
Gross Misd.	261	65	124	207	173	34	203	0	3	0	1		2	205	0	7	2	1	15	7	
Misdemeanor	363	230	217	375	291	84	366	0	1	3	5		2	373	1	38	0	1	20	20	
Juvenile	77	74	75	74	55	19	74	0	0	0	0		0	74	0	24	7	0	3	0	
Total	942	485	559	868	691	177	848	1	8	3	8	0	5	863	1	95	24	2	44	27	
Kandiyohi (CCA)																					
Felony	352	120	138	349	293	56	331	8	3	1	6		133	216	3	50	41	4	4	0	
Gross Misd.	358	122	181	294	232	62	277	6	6	0	5		91	203	0	6	0	2	17	4	
Misdemeanor	478	462	438	492	401	91	464	9	5	3	11		236	256	0	53	0	1	17	37	
Juvenile	178	270	299	149	119	30	145	3	0	0	1		60	89	1	28	11	0	3	11	
Total	1366	974	1056	1284	1045	239	1217	26	14	4	23	0	520	764	4	137	52	7	41	52	
Kittson																					
Felony	18	8	6	20	13	7	20	0	0	0	0		2	18	0	2	1	0	1	0	
Gross Misd.	4	1	3	2	2	0	2	0	0	0	0		0	2	0	0	0	0	0	0	
Misdemeanor	0	2	1	1	1	0	1	0	0	0	0		0	1	0	1	0	0	0	0	
Juvenile	3	1	2	2	2	0	2	0	0	0	0		1	1	0	0	0	0	0	0	
Total	25	11	11	25	18	7	25	0	0	0	0	0	3	22	0	3	1	0	1	0	
Koochiching (CCA)																					
Felony	164	26	40	151	126	25	126	12	11	2	0		3	148	0	5	16	1	2	0	
Gross Misd.	130	43	50	128	106	22	113	1	13	0	1		1	127	0	5	0	0	6	1	
Misdemeanor	161	85	97	143	108	35	119	1	18	0	5		1	142	0	6	0	0	1	7	
Juvenile	49	47	52	44	34	10	40	0	4	0	0		1	43	0	2	1	0	2	0	
Total	504	201	239	466	374	92	398	14	46	2	6	0	6	460	0	18	17	1	11	8	
Lac Qui Parle (CCA)																					
Felony	14	1	10	5	4	1	5	0	0	0	0		0	5	0	0	2	0	0	0	
Gross Misd.	3	4	7	1	0	1	1	0	0	0	0		0	1	0	0	0	0	0	0	
Misdemeanor	13	10	21	1	1	0	1	0	0	0	0		1	0	0	0	0	0	0	0	
Juvenile	12	7	18	1	1	0	1	0	0	0	0		0	1	0	1	0	0	0	0	
Total	42	22	56	8	6	2	8	0	0	0	0	0	1	7	0	1	2	0	0	0	
Lake (CCA)																					
Felony	45	16	22	40	32	8	35	0	2	0	3		0	40	0	5	3	1	3	0	
Gross Misd.	53	27	36	45	35	10	43	0	1	0	1		0	45	0	0	2	0	3	1	
Misdemeanor	85	48	76	55	46	9	51	1	0	0	3		0	55	0	13	0	1	4	2	
Juvenile	35	28	51	12	11	1	12	0	0	0	0		0	12	0	1	2	0	0	0	
Total	218	119	185	152	124	28	141	1	3	0	7	0	0	152	0	19	7	2	10	3	
Lake Of The Woods																					
Felony	12	9	7	14	11	3	11	0	2	0	1		0	14	0	0	2	0	0	0	
Gross Misd.	16	18	16	19	15	4	19	0	0	0	0		0	19	0	0	0	0	0	0	
Misdemeanor	11	13	10	13	12	1	13	0	0	0	0		0	13	0	0	0	0	0	0	
Juvenile	7	11	7	11	11	0	10	0	1	0	0		0	11	0	1	2	0	0	0	
Total	46	51	40	57	49	8	53	0	3	0	1	0	0	57	0	1	4	0	0	0	
LeSueur																					
Felony	106	113	117	103	87	16	97	2	1	2	1		7	96	0	7	10	1	2	0	
Gross Misd.	105	82	86	99	84	15	95	3	1	0	0		9	90	0	6	1	0	4	0	
Misdemeanor	121	116	125	113	90	23	111	1	0	0	1		19	94	0	23	0	0	0	0	
Juvenile	107	73	104	76	64	12	74	1	1	0	0		9	67	1	6	8	0	5	0	
Total	439	384	432	391	325	66	377	7	3	2	2	0	44	347	1	42	19	1	11	0	

	Criminal Sexual Conduct	Disturbing Peace	Drugs	DWI	Escape/Flight	Forgery	Gambling	Homicide	Juvenile Status Offense	Kidnaping	Obscenity	Property Damage	Robbery	Sex Related	Stolen Property	Theft	Theft Related	Traffic (exclude DWI)	Vehicle Theft	Weapons
Itasca																				
Felony	27	2	73	13	19	7	0	2	0	3	2	16	5	1	3	35	29	6	20	4
Gross Misd.	2	0	0	193	3	0	0	11	1	0	0	8	0	0	1	5	0	38	0	0
Misdemeanor	1	14	3	6	0	1	0	0	14	0	0	3	0	0	1	2	0	0	0	1
Juvenile	14	26	33	0	0	2	0	0	30	0	0	18	1	0	4	32	0	15	8	1
Total	44	42	109	212	22	10	0	13	45	3	2	45	6	1	9	74	29	59	28	6
Jackson																				
Felony	2	0	5	1	0	2	0	0	1	0	0	1	0	0	0	0	4	1	1	0
Gross Misd.	0	4	0	65	1	2	0	0	2	0	0	0	0	0	0	12	0	6	0	0
Misdemeanor	0	14	1	30	0	1	0	0	6	0	0	2	0	0	0	51	0	84	0	0
Juvenile	1	4	4	2	0	1	0	0	13	0	0	1	0	0	0	3	0	8	2	0
Total	3	22	10	98	1	6	0	0	22	0	0	4	0	0	0	66	4	99	3	0
Kanabec																				
Felony	29	1	49	5	7	0	0	0	0	1	0	5	1	3	6	28	18	4	6	2
Gross Misd.	0	1	1	140	1	0	1	0	0	0	0	0	0	1	0	8	4	17	0	1
Misdemeanor	1	11	7	101	0	0	0	0	0	0	1	8	0	0	0	47	4	115	0	0
Juvenile	5	3	0	0	0	0	0	0	7	0	0	5	0	2	0	9	0	4	6	0
Total	35	16	57	246	8	0	1	0	7	1	1	18	1	6	6	92	26	140	12	3
Kandiyohi (CCA)																				
Felony	34	1	102	3	10	16	0	5	0	1	0	4	4	4	11	32	13	0	4	3
Gross Misd.	3	1	0	187	0	5	0	0	1	0	0	7	0	0	4	17	20	20	0	0
Misdemeanor	0	14	5	124	1	1	0	0	2	0	0	4	0	0	1	30	2	198	1	1
Juvenile	9	3	11	0	0	0	0	0	10	1	1	13	0	0	3	28	0	10	4	2
Total	46	19	118	314	11	22	0	5	13	2	1	28	4	4	19	107	35	228	9	6
Kittson																				
Felony	3	0	4	1	0	0	0	0	0	0	0	1	0	0	0	1	4	1	1	0
Gross Misd.	0	0	0	1	0	0	0	0	0	0	0	0	0	0	0	1	0	0	0	0
Misdemeanor	0	0	0	0	0	0	0	0	0	0	0	0	0	0	0	0	0	0	0	0
Juvenile	1	0	0	0	0	0	0	0	0	0	0	0	0	0	0	0	1	0	0	0
Total	4	0	4	2	0	0	0	0	0	0	0	1	0	0	0	2	5	1	1	0
Koochiching (CCA)																				
Felony	28	0	50	1	6	8	0	0	0	1	0	1	0	0	0	11	5	1	15	0
Gross Misd.	0	5	0	87	1	7	0	0	0	0	0	3	0	0	0	2	1	10	0	0
Misdemeanor	0	7	2	97	1	5	0	0	3	0	0	3	0	0	0	3	0	8	0	0
Juvenile	1	2	1	4	1	0	0	0	12	0	0	3	0	0	0	11	0	4	2	0
Total	29	14	53	189	9	20	0	0	15	1	0	10	0	0	0	27	6	23	17	0
Lac Qui Parle (CCA)																				
Felony	0	0	0	0	0	0	0	0	0	0	0	0	0	0	0	3	0	0	0	0
Gross Misd.	0	0	0	1	0	0	0	0	0	0	0	0	0	0	0	0	0	0	0	0
Misdemeanor	0	0	0	0	0	0	0	0	0	0	0	0	0	0	0	0	0	1	0	0
Juvenile	0	0	0	0	0	0	0	0	0	0	0	0	0	0	0	0	0	0	0	0
Total	0	0	0	1	0	0	0	0	0	0	0	0	0	0	0	3	0	1	0	0
Lake (CCA)																				
Felony	2	0	9	1	2	3	0	0	0	0	0	0	0	0	2	5	2	1	0	1
Gross Misd.	0	1	1	29	1	2	0	0	0	0	0	2	0	0	0	0	0	3	0	0
Misdemeanor	1	3	0	29	0	0	0	0	0	0	1	0	0	0	0	0	0	1	0	0
Juvenile	0	1	0	0	0	0	0	0	6	0	0	1	0	0	0	1	0	0	0	0
Total	3	5	10	59	3	5	0	0	6	0	1	3	0	0	2	6	2	5	0	1
Lake Of The Woods																				
Felony	0	0	1	4	1	0	0	0	0	1	0	0	0	0	0	4	0	1	0	0
Gross Misd.	1	0	0	16	0	0	0	0	0	0	1	1	0	0	0	0	0	0	0	0
Misdemeanor	0	0	0	12	0	0	0	0	0	0	0	0	0	0	0	0	0	0	0	1
Juvenile	0	0	2	0	0	0	0	0	0	0	0	0	0	0	0	3	0	0	2	1
Total	1	0	3	32	1	0	0	0	0	1	1	1	0	0	0	7	0	1	2	2
LeSueur																				
Felony	6	0	35	1	7	3	0	1	1	0	0	5	0	0	2	14	4	2	2	0
Gross Misd.	0	0	1	67	0	0	0	0	3	0	0	3	0	0	0	5	2	7	0	0
Misdemeanor	0	7	1	56	0	0	0	0	5	0	0	1	0	0	0	3	8	7	2	0
Juvenile	7	4	3	2	0	0	0	0	6	0	0	11	0	0	2	14	1	1	5	0
Total	13	11	40	126	7	3	0	1	15	0	0	20	0	0	4	36	15	17	9	0

	2002 Year-end Population	2003 Entries	2003 Removals	2003 Year-end Population	Male	Female	White	Black	American Indian	Asian/Pacific Islander	Other Race	Unknown Race	Hispanic	Not Hispanic	Arson	Assault	Burglary	Crime Against Family	Crime Against Justice	Crime Against Government	
Lincoln																					
Felony	27	7	14	19	13	6	18	1	0	0	0		1	18	0	1	3	0	1	0	
Gross Misd.	9	12	9	13	11	2	11	0	0	0	2		0	13	0	1	1	0	0	0	
Misdemeanor	12	9	13	8	7	1	7	1	0	0	0		0	8	0	4	0	0	1	0	
Juvenile	9	3	9	3	3	0	3	0	0	0	0		0	3	0	0	1	0	0	1	
Total	57	31	45	43	34	9	39	2	0	0	2	0	1	42	0	6	5	0	2	1	
Lyon																					
Felony	281	96	100	276	211	65	248	21	3	3	1		43	233	0	36	29	0	3	1	
Gross Misd.	284	151	233	203	170	33	171	20	1	0	11		21	182	0	13	3	3	21	6	
Misdemeanor	462	263	506	219	169	50	171	27	2	2	17		20	199	0	34	0	0	8	6	
Juvenile	159	135	168	126	98	28	106	15	0	4	1		15	111	0	9	7	0	8	48	
Total	1186	645	1007	824	648	176	696	83	6	9	30	0	99	725	0	92	39	3	40	61	
McLeod																					
Felony	268	155	131	293	228	65	272	13	6	2	0		30	263	1	30	23	1	8	0	
Gross Misd.	141	135	156	122	100	22	118	3	1	0	0		14	108	0	6	1	1	7	0	
Misdemeanor	64	68	83	46	41	5	42	1	1	1	1		6	40	0	11	0	2	2	1	
Juvenile	93	107	111	89	60	29	87	0	1	1	0		9	80	1	16	8	0	5	0	
Total	566	465	481	550	429	121	519	17	9	4	1	0	59	491	2	63	32	4	22	1	
Mahnomen																					
Felony	92	65	46	111	78	33	27	0	83	0	1		0	111	0	25	9	3	1	0	
Gross Misd.	141	58	70	128	87	41	15	1	90	0	22		0	128	0	9	3	1	3	0	
Misdemeanor	2	1	0	4	3	1	0	0	4	0	0		0	4	0	2	0	0	1	0	
Juvenile	44	21	31	34	22	12	2	0	25	0	7		0	34	1	10	7	0	2	0	
Total	279	145	147	277	190	87	44	1	202	0	30	0	0	277	1	46	19	4	7	0	
Marshall																					
Felony	48	21	24	45	35	10	43	0	1	0	1		5	40	2	3	7	0	1	0	
Gross Misd.	5	4	1	8	8	0	8	0	0	0	0		2	6	0	1	0	0	1	0	
Misdemeanor	1	2	1	2	1	1	2	0	0	0	0		0	2	0	0	0	0	0	0	
Juvenile	20	4	10	14	11	3	12	0	0	0	2		1	13	0	4	4	0	0	0	
Total	74	31	36	69	55	14	65	0	1	0	3	0	8	61	2	8	11	0	2	0	
Martin																					
Felony	127	80	95	110	77	33	104	6	0	0	0		6	104	0	9	14	1	1	1	
Gross Misd.	140	80	85	143	115	28	129	3	2	1	8		7	136	0	6	2	0	7	1	
Misdemeanor	151	125	124	146	116	30	125	5	0	0	16		12	134	0	19	0	0	8	2	
Juvenile	117	181	200	98	71	27	80	1	0	1	16		4	94	2	15	7	0	4	0	
Total	535	466	504	497	379	118	438	15	2	2	40	0	29	468	2	49	23	1	20	4	
Meeker																					
Felony	100	75	73	102	70	32	98	4	0	0	0		2	100	1	3	12	0	0	0	
Gross Misd.	185	73	90	170	136	34	161	1	1	0	7		6	164	0	10	2	2	5	2	
Misdemeanor	234	137	191	178	136	42	160	3	0	0	15		15	163	0	27	0	0	9	20	
Juvenile	114	122	135	101	77	24	93	3	0	0	5		5	96	1	7	6	0	1	17	
Total	633	407	489	551	419	132	512	11	1	0	27	0	28	523	2	47	20	2	15	39	
Mille Lacs																					
Felony	259	140	124	276	217	59	212	2	60	2	0		2	274	0	43	16	1	2	0	
Gross Misd.	513	158	240	438	338	100	327	6	103	0	2		4	434	0	17	2	2	8	0	
Misdemeanor	469	227	306	385	294	91	316	1	62	0	6		2	383	0	61	0	2	32	9	
Juvenile	166	204	203	164	126	38	121	0	40	1	2		1	163	2	32	9	0	19	1	
Total	1407	729	873	1263	975	288	976	9	265	3	10	0	9	1254	2	153	27	5	61	10	
Morrison (CCA)																					
Felony	284	82	124	252	173	79	236	7	8	1	0		5	247	3	15	19	0	1	0	
Gross Misd.	260	99	138	220	186	34	206	7	6	1	0		2	218	0	4	0	2	14	1	
Misdemeanor	224	212	208	219	171	48	211	5	3	0	0		2	217	0	50	0	0	11	16	
Juvenile	136	152	182	106	85	21	104	2	0	0	0		2	104	0	16	11	0	3	3	
Total	904	545	652	797	615	182	757	21	17	2	0	0	11	786	3	85	30	2	29	20	
Mower																					
Felony	205	98	120	181	147	34	161	15	3	2	0		22	159	0	32	18	1	2	0	
Gross Misd.	255	88	134	210	170	40	179	11	0	5	15		24	186	0	6	2	1	2	0	
Misdemeanor	324	131	275	175	139	36	156	3	1	1	14		31	144	0	33	0	0	0	0	
Juvenile	128	173	168	139	87	52	123	5	1	3	7		26	113	0	12	3	0	0	1	
Total	912	490	697	705	543	162	619	34	5	11	36	0	103	602	0	83	23	2	4	1	

	Criminal Sexual Conduct	Disturbing Peace	Drugs	DWI	Escape/Flight	Forgery	Gambling	Homicide	Juvenile Status Offense	Kidnaping	Obscenity	Property Damage	Robbery	Sex Related	Stolen Property	Theft	Theft Related	Traffic (exclude DWI)	Vehicle Theft	Weapons
Lincoln																				
Felony	3	0	6	0	0	0	0	0	0	0	0	0	0	0	0	2	2	1	0	0
Gross Misd.	0	0	0	6	0	0	0	0	0	0	0	1	0	0	0	1	0	0	0	0
Misdemeanor	0	0	0	2	0	0	0	0	0	0	0	0	0	0	0	0	0	1	0	0
Juvenile	1	0	0	0	0	0	0	0	0	0	0	0	0	0	0	0	0	0	0	0
Total	4	0	6	11	0	0	0	0	0	0	0	1	0	0	0	3	2	2	0	0
Lyon																				
Felony	35	0	49	4	11	26	0	0	0	1	0	6	0	0	2	35	29	2	6	1
Gross Misd.	1	1	3	121	1	3	1	0	0	0	0	5	0	0	2	5	9	4	1	0
Misdemeanor	0	16	6	113	0	0	0	0	3	0	0	5	0	0	0	4	2	22	0	0
Juvenile	6	8	5	3	0	0	0	0	7	0	0	7	0	0	0	3	2	10	3	0
Total	42	25	63	241	12	29	1	0	10	1	0	23	0	0	4	47	42	38	10	1
McLeod																				
Felony	32	2	78	10	9	11	1	1	0	2	0	5	0	0	9	26	31	4	4	5
Gross Misd.	1	1	0	94	0	2	0	0	0	0	0	1	0	0	0	2	1	4	0	1
Misdemeanor	0	7	0	17	0	0	0	0	0	0	0	1	0	0	0	0	0	5	0	0
Juvenile	7	4	5	1	0	0	0	0	18	0	1	11	0	0	2	7	0	0	3	0
Total	40	14	83	122	9	13	1	1	18	2	1	18	0	0	11	35	32	13	7	6
Mahnomen																				
Felony	2	0	16	7	7	3	0	0	0	1	0	3	2	0	2	12	8	3	7	0
Gross Misd.	2	1	0	104	0	1	0	0	0	0	0	0	0	0	0	2	2	0	0	0
Misdemeanor	0	0	0	0	0	0	0	0	1	0	0	0	0	0	0	0	0	0	0	0
Juvenile	1	1	0	0	0	0	0	0	1	0	0	5	0	1	0	3	0	0	2	0
Total	5	2	16	111	7	4	0	0	2	1	0	8	2	1	2	17	10	3	9	0
Marshall																				
Felony	9	0	10	4	0	0	0	0	0	0	0	2	0	0	0	4	1	1	0	1
Gross Misd.	0	0	0	5	0	0	0	0	0	0	0	0	0	0	0	0	0	1	0	0
Misdemeanor	0	0	2	0	0	0	0	0	0	0	0	0	0	0	0	0	0	0	0	0
Juvenile	1	0	0	1	0	0	0	0	1	0	0	1	0	0	0	0	0	0	1	1
Total	10	0	12	10	0	0	0	0	1	0	0	3	0	0	0	4	1	2	1	2
Martin																				
Felony	17	0	38	3	4	3	0	0	0	1	0	1	0	1	1	5	6	3	0	1
Gross Misd.	2	1	0	98	0	3	0	0	0	0	0	2	0	0	0	8	12	1	0	0
Misdemeanor	0	9	1	62	0	0	0	0	6	0	0	0	0	0	2	4	10	19	3	1
Juvenile	4	6	2	0	0	0	0	0	16	0	0	5	0	0	3	11	0	16	3	2
Total	23	16	41	163	4	6	0	0	22	1	0	8	0	1	6	28	28	39	6	4
Meeker																				
Felony	10	1	31	0	3	6	0	0	0	0	0	4	1	2	0	10	12	2	2	2
Gross Misd.	1	4	1	106	1	2	0	0	0	0	0	1	0	1	2	10	1	18	1	0
Misdemeanor	0	30	3	37	0	0	0	0	0	0	0	0	0	0	1	4	0	46	0	1
Juvenile	4	1	9	0	0	0	0	0	2	0	0	5	0	1	4	24	2	9	9	0
Total	15	36	44	143	4	8	0	0	2	0	0	10	1	4	7	48	15	75	12	3
Mille Lacs																				
Felony	26	4	81	21	15	8	0	1	0	0	0	5	0	0	6	21	12	5	7	2
Gross Misd.	4	2	1	330	1	1	0	0	3	0	0	2	0	0	1	7	6	50	0	1
Misdemeanor	0	6	3	196	0	0	0	0	2	0	0	9	0	0	1	5	2	56	1	0
Juvenile	7	8	1	1	1	0	0	0	30	0	0	6	1	2	1	14	1	17	11	0
Total	37	20	86	548	17	9	0	1	35	0	0	22	1	2	9	47	21	128	19	3
Morrison (CCA)																				
Felony	25	0	72	4	9	13	0	7	0	1	0	3	0	1	7	17	43	3	6	3
Gross Misd.	4	0	0	130	4	5	0	0	0	0	0	6	0	1	0	11	6	31	0	1
Misdemeanor	1	20	2	68	0	0	0	0	1	0	0	3	0	0	0	8	1	36	1	1
Juvenile	7	4	7	1	1	1	0	0	19	0	0	2	0	0	0	13	0	17	1	0
Total	37	24	81	203	14	19	0	7	20	1	0	14	0	2	7	49	50	87	8	5
Mower																				
Felony	1	1	72	0	4	11	0	2	3	0	0	2	0	1	3	19	4	1	3	1
Gross Misd.	1	0	0	149	1	6	0	0	15	0	0	3	0	1	0	6	9	8	0	0
Misdemeanor	0	12	6	55	0	0	0	0	23	0	0	10	0	0	1	9	0	25	0	1
Juvenile	1	1	4	1	0	1	0	0	49	0	1	10	0	1	5	19	2	6	9	2
Total	3	14	82	205	5	18	0	2	90	0	1	25	0	3	9	53	15	40	12	4

	2002 Year-end Population	2003 Entries	2003 Removals	2003 Year-end Population	Male	Female	White	Black	American Indian	Asian/Pacific Islander	Other Race	Unknown Race	Hispanic	Not Hispanic	Arson	Assault	Burglary	Crime Against Family	Crime Against Justice	Crime Against Government	
Murray																					
Felony	27	31	30	28	23	5	25	3	0	0	0		2	26	0	2	4	0	0	0	
Gross Misd.	39	29	46	21	15	6	19	1	0	0	1		2	19	0	1	0	0	0	1	
Misdemeanor	18	9	17	11	8	3	10	0	0	0	1		0	11	0	0	0	0	1	0	
Juvenile	19	24	23	20	18	2	16	2	1	0	1		0	20	0	0	1	0	0	0	
Total	103	93	116	80	64	16	70	6	1	0	3	0	4	76	0	3	5	0	1	1	
Nicollet																					
Felony	246	174	112	309	230	79	288	11	1	4	5		34	275	3	43	27	2	3	1	
Gross Misd.	261	118	143	240	194	46	226	9	1	1	3		17	223	0	4	1	0	12	4	
Misdemeanor	299	266	233	327	258	69	295	14	4	4	10		24	303	0	24	0	0	10	14	
Juvenile	79	99	101	77	53	24	74	1	0	0	2		8	69	0	13	6	0	1	0	
Total	885	657	589	953	735	218	883	35	6	9	20	0	83	870	3	84	34	2	26	19	
Nobles (CCA)																					
Felony	146	39	68	124	99	25	107	7	0	10	0		40	84	0	16	7	0	3	0	
Gross Misd.	171	83	97	155	135	20	141	5	3	6	0		57	98	0	5	2	0	8	2	
Misdemeanor	328	155	280	198	163	35	179	9	0	10	0		87	111	0	11	0	0	7	6	
Juvenile	94	79	88	85	61	24	65	3	3	13	1		28	57	0	20	10	0	3	0	
Total	739	356	533	562	458	104	492	24	6	39	1	0	212	350	0	52	19	0	21	8	
Norman (CCA)																					
Felony	63	18	16	66	51	15	63	0	3	0	0		7	59	0	7	13	0	0	0	
Gross Misd.	50	19	14	54	47	7	50	0	4	0	0		3	51	0	0	2	1	1	0	
Misdemeanor	21	15	23	13	11	2	12	0	0	0	1		1	12	0	4	0	0	0	2	
Juvenile	14	16	23	7	6	1	7	0	0	0	0		0	7	0	3	1	0	0	0	
Total	148	68	76	140	115	25	132	0	7	0	1	0	11	129	0	14	16	1	1	2	
Olmsted (CCA)																					
Felony	768	294	293	814	636	178	598	145	2	43	26		53	761	3	72	75	4	17	1	
Gross Misd.	629	333	327	646	541	105	528	66	7	14	31		52	594	0	38	1	4	34	0	
Misdemeanor	470	513	489	450	356	94	364	47	3	15	21		48	402	0	97	0	0	9	1	
Juvenile	374	239	329	272	221	51	156	62	2	26	26		11	261	5	110	19	0	12	1	
Total	2241	1379	1438	2182	1754	428	1646	320	14	98	104	0	164	2018	8	317	95	8	72	3	
Otter Tail																					
Felony	457	200	182	474	360	114	434	17	17	1	5		12	462	2	33	60	4	4	0	
Gross Misd.	157	68	106	121	95	26	106	7	3	0	5		3	118	1	12	0	2	14	3	
Misdemeanor	106	116	133	88	71	17	75	6	2	0	5		3	85	0	31	0	1	5	1	
Juvenile	196	223	257	162	128	34	147	6	7	0	2		7	155	0	22	12	1	1	1	
Total	916	607	678	845	654	191	762	36	29	1	17	0	25	820	3	98	72	8	24	5	
Pennington																					
Felony	109	84	64	130	98	32	113	5	10	0	2		4	126	1	16	12	1	0	0	
Gross Misd.	42	33	30	44	36	8	36	1	2	1	4		1	43	0	1	0	3	1	0	
Misdemeanor	1	1	1	1	1	0	1	0	0	0	0		0	1	0	1	0	0	0	0	
Juvenile	34	17	21	30	25	5	22	0	2	0	6		1	29	1	8	6	0	0	0	
Total	186	135	116	205	160	45	172	6	14	1	12	0	6	199	2	26	18	4	1	0	
Pine																					
Felony	231	140	115	257	201	56	229	11	14	0	3		3	254	6	24	32	1	0	0	
Gross Misd.	356	139	163	337	281	56	234	4	37	0	62		2	335	0	8	0	1	8	1	
Misdemeanor	616	476	545	541	393	148	323	6	44	0	168		3	538	0	40	0	0	26	20	
Juvenile	156	140	145	151	116	35	123	3	19	0	6		2	149	5	25	15	0	8	0	
Total	1359	895	968	1286	991	295	909	24	114	0	239	0	10	1276	11	97	47	2	42	21	
Pipestone																					
Felony	85	35	40	80	61	19	70	3	4	0	3		6	74	0	3	9	1	0	0	
Gross Misd.	60	26	36	50	44	6	32	5	10	2	1		4	46	0	0	3	0	2	1	
Misdemeanor	30	12	17	25	22	3	14	3	6	0	2		3	22	0	8	0	0	0	2	
Juvenile	17	19	15	21	15	6	16	3	1	0	1		2	19	1	2	1	0	0	0	
Total	192	92	108	176	142	34	132	14	21	2	7	0	15	161	1	13	13	1	2	3	
Polk (CCA)																					
Felony	440	115	125	434	328	106	404	6	23	1	0		92	342	3	40	49	3	3	1	
Gross Misd.	458	138	125	474	391	83	447	1	25	1	0		49	425	0	11	3	3	20	4	
Misdemeanor	126	236	263	92	71	21	83	3	2	1	3		5	87	0	9	0	0	5	26	
Juvenile	94	124	116	102	78	24	98	0	4	0	0		21	81	0	16	11	0	1	3	
Total	1118	613	629	1102	868	234	1032	10	54	3	3	0	167	935	3	76	63	6	29	34	

	Criminal Sexual Conduct	Disturbing Peace	Drugs	DWI	Escape/Flight	Forgery	Gambling	Homicide	Juvenile Status Offense	Kidnaping	Obscenity	Property Damage	Robbery	Sex Related	Stolen Property	Theft	Theft Related	Traffic (exclude DWI)	Vehicle Theft	Weapons
Murray																				
Felony	3	0	10	1	1	1	0	0	0	1	0	1	0	0	1	3	0	0	0	0
Gross Misd.	0	0	0	11	0	0	0	0	0	0	0	1	0	0	2	2	0	3	0	0
Misdemeanor	0	1	0	1	0	0	0	0	1	0	1	0	0	0	0	1	1	4	0	0
Juvenile	0	0	0	0	0	0	0	0	8	0	0	0	0	0	0	9	0	0	1	1
Total	3	1	10	13	1	1	0	0	9	1	1	2	0	0	3	15	1	7	1	1
Nicollet																				
Felony	38	1	73	5	1	9	0	2	2	0	0	13	3	1	2	42	26	6	3	3
Gross Misd.	1	0	1	174	1	7	0	0	5	0	0	5	0	0	0	9	5	11	0	0
Misdemeanor	0	8	2	248	0	0	0	0	3	0	0	1	0	1	0	5	4	7	0	0
Juvenile	3	3	7	5	0	0	0	0	13	0	0	11	0	0	0	12	1	0	1	0
Total	42	12	83	432	2	16	0	2	23	0	0	30	3	2	2	68	36	24	4	3
Nobles (CCA)																				
Felony	10	1	29	7	6	7	0	0	0	0	0	5	1	0	3	14	10	2	1	2
Gross Misd.	0	5	0	104	1	3	0	0	1	0	0	0	0	0	2	5	3	13	0	1
Misdemeanor	0	14	0	72	0	0	0	0	4	0	0	1	0	0	0	13	4	66	0	0
Juvenile	1	10	1	1	0	0	0	0	11	0	1	1	3	0	1	7	0	12	2	2
Total	11	30	30	184	7	10	0	0	16	0	1	7	4	0	6	39	17	93	3	5
Norman (CCA)																				
Felony	6	0	9	3	4	1	0	0	0	0	0	8	0	0	0	3	7	1	3	1
Gross Misd.	1	0	0	41	0	0	0	0	0	0	0	1	0	0	0	1	2	3	0	1
Misdemeanor	0	3	0	1	0	0	0	0	1	0	0	0	0	0	0	0	1	1	0	0
Juvenile	1	0	1	0	0	0	0	0	0	0	0	0	0	0	0	1	0	0	0	0
Total	8	3	10	45	4	1	0	0	1	0	0	9	0	0	0	5	10	5	3	2
Olmsted (CCA)																				
Felony	101	4	217	37	29	19	0	2	3	2	1	27	21	6	13	105	33	2	12	8
Gross Misd.	5	18	1	429	0	3	0	0	5	0	4	6	0	0	1	18	5	74	0	0
Misdemeanor	0	46	19	234	0	0	0	0	8	0	6	5	0	2	0	8	1	12	1	1
Juvenile	41	6	11	2	2	2	0	1	6	0	1	15	4	0	5	23	2	3	8	3
Total	147	74	248	702	31	24	0	3	22	2	12	53	25	8	19	154	41	91	21	12
Otter Tail																				
Felony	52	3	94	8	22	11	1	3	2	2	0	6	2	1	11	82	45	4	16	6
Gross Misd.	3	0	0	62	0	1	0	0	2	0	0	1	0	0	2	9	2	7	0	0
Misdemeanor	0	8	3	16	0	0	0	0	4	0	0	1	0	0	0	5	0	11	0	2
Juvenile	8	9	19	0	2	2	0	0	20	0	0	18	0	1	4	13	1	15	7	2
Total	63	20	116	86	24	14	1	3	28	2	0	26	2	2	17	109	48	37	23	10
Pennington																				
Felony	9	2	31	8	3	5	0	1	0	0	1	4	0	0	1	11	15	3	4	2
Gross Misd.	2	0	0	32	0	0	0	0	0	0	0	0	0	0	0	1	2	2	0	0
Misdemeanor	0	0	0	0	0	0	0	0	0	0	0	0	0	0	0	0	0	0	0	0
Juvenile	4	0	0	1	0	2	0	0	3	0	0	1	0	0	2	2	0	0	0	0
Total	15	2	31	41	3	7	0	1	3	0	1	5	0	0	3	14	17	5	4	2
Pine																				
Felony	9	1	81	10	11	10	0	1	1	0	0	3	2	2	6	36	9	3	8	1
Gross Misd.	1	2	0	265	3	2	0	2	3	0	0	3	0	0	1	5	5	25	0	2
Misdemeanor	0	45	2	162	0	2	0	0	5	0	1	4	0	0	1	23	18	188	2	2
Juvenile	10	14	11	0	0	2	0	0	12	0	0	9	2	0	4	11	1	13	9	1
Total	20	62	94	437	14	16	0	3	21	0	1	19	4	2	12	75	33	229	19	6
Pipestone																				
Felony	9	0	27	1	0	4	0	0	0	0	0	2	0	0	9	12	2	0	0	1
Gross Misd.	0	0	0	30	2	0	0	0	1	0	0	1	0	0	0	2	1	7	0	0
Misdemeanor	0	3	0	7	0	0	0	0	1	0	0	0	0	0	0	0	0	4	0	0
Juvenile	0	0	1	0	0	2	0	1	2	0	0	5	0	0	0	2	0	2	2	0
Total	9	3	28	38	2	6	0	1	4	0	0	8	0	0	9	16	3	13	2	1
Polk (CCA)																				
Felony	36	7	123	10	21	10	0	1	0	1	0	12	1	2	6	42	55	1	6	1
Gross Misd.	1	6	0	363	4	3	0	0	0	0	0	6	0	1	0	5	13	29	0	2
Misdemeanor	0	1	1	46	0	0	0	0	0	0	0	0	0	0	0	1	0	3	0	0
Juvenile	3	5	4	1	3	1	0	0	15	0	1	7	1	0	0	19	0	3	8	0
Total	40	19	128	420	28	14	0	1	15	1	1	25	2	3	6	67	68	36	14	3

	2002 Year-end Population	2003 Entries	2003 Removals	2003 Year-end Population	Male	Female	White	Black	American Indian	Asian/Pacific Islander	Other Race	Unknown Race	Hispanic	Not Hispanic	Arson	Assault	Burglary	Crime Against Family	Crime Against Justice	Crime Against Government	
Pope																					
Felony	40	32	21	51	38	13	48	2	1	0	0		0	51	0	0	4	0	2	0	
Gross Misd.	65	45	41	69	55	14	67	0	1	0	1		0	69	0	3	0	0	0	0	
Misdemeanor	76	48	79	45	32	13	44	0	1	0	0		1	44	0	4	0	0	1	2	
Juvenile	26	38	36	28	27	1	26	1	0	0	1		0	28	0	2	3	0	0	7	
Total	207	163	177	193	152	41	185	3	3	0	2	0	1	192	0	9	7	0	3	9	
Ramsey (CCA)																					
Felony	5704	1184	1405	5561	4037	1524	2643	2330	60	256	272		351	5210	15	457	275	28	35	0	
Gross Misd.	2946	1133	1231	2866	2303	563	1942	564	27	63	270		241	2625	0	128	4	38	168	9	
Misdemeanor	6662	4264	5084	5746	4245	1501	3823	1193	76	258	396		578	5168	4	432	0	0	230	549	
Juvenile	1645	2014	2055	1604	1140	464	656	612	56	237	43		109	1495	14	329	149	0	377	6	
Total	16957	8595	9775	15777	11725	4052	9064	4699	219	814	981	0	1279	14498	33	1346	428	66	810	564	
Red Lake (CCA)																					
Felony	27	12	13	29	25	4	28	0	0	1	0		0	29	0	1	5	0	1	0	
Gross Misd.	18	10	7	18	13	5	18	0	0	0	0		1	17	0	0	0	0	0	0	
Misdemeanor	8	14	17	5	4	1	5	0	0	0	0		0	5	0	0	0	0	1	1	
Juvenile	7	19	8	18	16	2	18	0	0	0	0		1	17	0	3	0	0	0	0	
Total	60	55	45	70	58	12	69	0	0	1	0	0	2	68	0	4	5	0	2	1	
Redwood																					
Felony	107	78	79	104	82	22	66	5	30	2	1		3	101	0	21	18	0	0	0	
Gross Misd.	91	82	85	88	61	27	57	4	26	1	0		6	82	0	9	0	1	4	3	
Misdemeanor	103	86	95	98	74	24	84	3	9	1	1		11	87	0	23	0	0	7	5	
Juvenile	83	73	72	82	52	30	51	0	25	6	0		2	80	2	23	3	0	2	0	
Total	384	319	331	372	269	103	258	12	90	10	2	0	22	350	2	76	21	1	13	8	
Renville																					
Felony	100	41	58	86	71	15	81	1	3	0	1		22	64	0	10	9	1	0	1	
Gross Misd.	51	47	60	36	32	4	36	0	0	0	0		7	29	0	1	1	1	0	0	
Misdemeanor	47	47	55	38	32	6	37	0	0	0	1		9	29	0	3	0	0	1	0	
Juvenile	14	25	23	16	14	2	16	0	0	0	0		5	11	0	3	3	0	0	0	
Total	212	160	196	176	149	27	170	1	3	0	2	0	43	133	0	17	13	2	1	1	
Rice (CCA)																					
Felony	396	140	142	408	335	73	357	14	5	8	24		42	366	7	53	48	1	16	0	
Gross Misd.	325	178	194	311	257	54	279	11	0	0	21		48	263	0	19	2	4	16	2	
Misdemeanor	275	263	242	280	232	48	232	6	2	4	36		52	228	0	45	0	0	12	7	
Juvenile	244	142	163	223	170	53	211	4	1	3	4		31	192	3	27	14	0	3	48	
Total	1240	723	741	1222	994	228	1079	35	8	15	85	0	173	1049	10	144	64	5	47	57	
Rock (CCA)																					
Felony	36	11	20	28	18	10	25	2	1	0	0		0	28	1	1	3	2	0	0	
Gross Misd.	45	19	23	40	33	7	36	1	3	0	0		2	38	0	0	1	1	0	0	
Misdemeanor	71	35	62	44	35	9	43	0	1	0	0		1	43	0	7	0	0	2	1	
Juvenile	27	13	25	15	10	5	15	0	0	0	0		0	15	1	1	2	0	0	0	
Total	179	78	130	127	96	31	119	3	5	0	0	0	3	124	2	9	6	3	2	1	
Roseau																					
Felony	97	53	59	91	73	18	79	1	9	2	0		3	88	3	8	9	1	1	0	
Gross Misd.	32	26	21	37	29	8	31	0	6	0	0		0	37	0	3	0	0	0	0	
Misdemeanor	7	1	8	0	0	0	0	0	0	0	0		0	0	0	0	0	0	0	0	
Juvenile	41	34	36	39	35	4	33	1	5	0	0		0	39	1	5	2	0	0	0	
Total	177	114	124	167	137	30	143	2	20	2	0	0	3	164	4	16	11	1	1	0	
St. Louis (CCA)																					
Felony	1723	467	624	1595	1258	337	1260	163	147	10	15		21	1574	9	208	151	10	18	1	
Gross Misd.	1398	515	685	1259	1014	245	1080	44	94	1	40		6	1253	1	64	6	8	76	12	
Misdemeanor	1831	1383	1447	1707	1337	370	1371	68	103	5	160		5	1702	1	196	0	0	67	175	
Juvenile	814	912	1151	575	424	151	397	13	89	1	75		5	570	6	101	52	0	34	0	
Total	5766	3277	3907	5136	4033	1103	4108	288	433	17	290	0	37	5099	17	569	209	18	195	188	
Scott																					
Felony	530	236	220	546	433	113	445	50	25	17	9		17	529	4	68	30	1	10	2	
Gross Misd.	708	394	416	692	597	95	573	30	35	7	47		44	648	0	39	2	4	61	6	
Misdemeanor	930	685	781	828	677	151	688	39	33	20	48		91	737	0	166	0	1	28	5	
Juvenile	277	421	462	236	174	62	196	15	12	5	8		10	226	5	33	7	0	12	0	
Total	2445	1736	1879	2302	1881	421	1902	134	105	49	112	0	162	2140	9	306	39	6	111	13	

	Criminal Sexual Conduct	Disturbing Peace	Drugs	DWI	Escape/Flight	Forgery	Gambling	Homicide	Juvenile Status Offense	Kidnaping	Obscenity	Property Damage	Robbery	Sex Related	Stolen Property	Theft	Theft Related	Traffic (exclude DWI)	Vehicle Theft	Weapons	
Pope																					
Felony	2	2	26	0	2	2	0	0	0	0	0	1	1	0	1	7	0	0	1	0	
Gross Misd.	2	0	0	55	0	1	0	0	0	0	0	0	0	0	0	3	0	5	0	0	
Misdemeanor	0	5	2	27	0	0	0	0	0	0	0	0	0	0	0	1	0	3	0	0	
Juvenile	1	1	5	2	0	0	0	0	0	0	0	2	0	0	0	2	0	0	1	0	
Total	5	8	33	84	2	3	0	0	0	0	0	3	1	0	1	13	0	8	2	0	
Ramsey (CCA)																					
Felony	346	51	1810	70	126	423	1	14	51	9	0	139	126	51	69	826	535	26	6	72	
Gross Misd.	15	20	0	2048	17	47	0	0	10	0	0	31	0	84	13	100	5	87	0	42	
Misdemeanor	0	555	30	1881	0	7	0	0	63	1	0	73	0	152	14	607	7	1121	10	10	
Juvenile	87	70	78	1	15	7	0	4	168	0	0	62	33	5	9	99	4	4	54	29	
Total	448	696	1918	4000	158	484	1	18	292	10	0	305	159	292	105	1632	551	1238	70	153	
Red Lake (CCA)																					
Felony	2	2	13	2	0	1	0	0	0	0	0	1	0	0	1	0	0	0	0	0	
Gross Misd.	0	1	0	15	0	0	0	0	0	0	0	0	0	0	0	0	0	2	0	0	
Misdemeanor	0	0	0	3	0	0	0	0	0	0	0	0	0	0	0	0	0	0	0	0	
Juvenile	1	1	0	0	0	0	0	0	3	0	0	7	0	0	1	1	0	0	1	0	
Total	3	4	13	20	0	1	0	0	3	0	0	8	0	0	2	1	0	2	1	0	
Redwood																					
Felony	6	0	19	2	8	3	0	1	0	2	0	6	0	0	2	11	2	0	2	1	
Gross Misd.	1	0	0	51	0	0	0	0	0	0	0	1	0	0	1	8	6	3	0	0	
Misdemeanor	0	6	0	34	0	0	0	0	3	0	0	4	0	0	0	4	4	7	0	1	
Juvenile	10	3	4	1	1	0	0	0	16	0	0	5	1	1	1	3	1	2	2	1	
Total	17	9	23	88	9	3	0	1	19	2	0	16	1	1	4	26	13	12	4	3	
Renville																					
Felony	12	2	23	2	5	2	0	0	0	0	0	4	2	0	1	7	3	0	1	1	
Gross Misd.	2	1	0	24	1	0	0	0	0	0	0	0	0	0	1	3	0	1	0	0	
Misdemeanor	0	0	1	31	0	0	0	0	1	0	0	0	0	0	0	0	0	1	0	0	
Juvenile	2	1	0	1	0	0	0	0	1	0	0	2	0	0	0	2	0	0	0	1	
Total	16	4	24	58	6	2	0	0	2	0	0	6	2	0	2	12	3	2	1	2	
Rice (CCA)																					
Felony	39	0	95	13	20	17	0	1	0	1	0	16	4	0	4	48	12	2	10	1	
Gross Misd.	1	3	0	215	3	5	0	0	1	0	0	2	0	1	0	13	3	20	1	0	
Misdemeanor	0	29	3	99	0	0	0	0	0	0	0	16	0	0	2	17	0	48	2	0	
Juvenile	9	10	26	8	2	0	0	0	0	0	0	15	2	0	1	19	3	19	13	1	
Total	49	42	124	335	25	22	0	1	1	1	0	49	6	1	7	97	18	89	26	2	
Rock (CCA)																					
Felony	1	0	8	2	0	0	0	1	0	0	0	1	2	0	0	4	2	0	0	0	
Gross Misd.	0	1	0	33	0	0	0	0	0	0	0	0	0	0	0	2	1	1	0	0	
Misdemeanor	0	0	1	21	0	0	0	0	2	0	0	3	0	0	1	2	1	3	0	0	
Juvenile	1	1	1	1	0	0	0	0	2	0	0	0	0	0	0	3	1	0	1	0	
Total	2	2	10	57	0	0	0	1	4	0	0	4	2	0	1	11	5	4	1	0	
Roseau																					
Felony	15	0	24	1	2	7	0	0	0	0	1	3	0	0	0	8	4	3	0	1	
Gross Misd.	1	0	0	28	0	0	0	0	0	0	0	2	0	0	1	1	1	0	0	0	
Misdemeanor	0	0	0	0	0	0	0	0	0	0	0	0	0	0	0	0	0	0	0	0	
Juvenile	5	1	2	0	0	0	0	0	8	0	0	6	0	0	0	7	0	0	2	0	
Total	21	1	26	29	2	7	0	0	8	0	1	11	0	0	1	16	5	3	2	1	
St. Louis (CCA)																					
Felony	129	20	501	37	73	56	3	3	0	5	1	42	20	2	13	105	78	48	45	17	
Gross Misd.	11	24	1	910	12	5	0	0	0	0	3	12	0	4	4	20	8	76	0	2	
Misdemeanor	1	144	13	835	0	1	0	0	6	0	3	24	0	1	1	53	10	169	3	4	
Juvenile	50	35	15	2	6	3	0	1	107	1	1	36	6	1	7	38	10	28	28	7	
Total	191	223	530	1784	91	65	3	4	113	6	8	114	26	8	25	216	106	321	76	30	
Scott																					
Felony	29	0	166	10	18	24	0	2	1	3	0	14	2	0	12	72	43	17	14	4	
Gross Misd.	3	2	1	16	5	2	1	0	0	1	3	16	0	0	3	24	16	483	1	3	
Misdemeanor	0	42	10	4	0	0	0	0	35	0	0	6	0	0	4	18	14	490	4	1	
Juvenile	10	31	10	0	0	1	0	0	35	0	0	22	1	1	3	22	2	31	10	0	
Total	42	75	187	30	23	27	1	2	71	4	3	58	3	1	22	136	75	1021	29	8	

	2002 Year-end Population	2003 Entries	2003 Removals	2003 Year-end Population	Male	Female	White	Black	American Indian	Asian/Pacific Islander	Other Race	Unknown Race	Hispanic	J/Not Hispanic	Arson	Assault	Burglary	Crime Against Family	Crime Against Justice	Crime Against Government
Sherburne																				
Felony	401	222	243	379	295	84	358	9	5	3	4		3	376	2	45	26	0	3	0
Gross Misd.	394	269	324	349	280	69	322	8	5	5	9		5	344	0	19	0	4	16	3
Misdemeanor	816	855	965	697	519	178	663	14	3	4	13		11	686	2	70	0	1	16	32
Juvenile	288	413	430	271	204	67	262	4	1	2	2		2	269	6	42	22	0	3	3
Total	1899	1759	1962	1696	1298	398	1605	35	14	14	28	0	21	1675	10	176	48	5	38	38
Sibley																				
Felony	81	56	52	89	69	20	83	3	1	2	0		14	75	1	5	2	1	1	1
Gross Misd.	106	85	83	109	93	16	103	0	2	0	4		21	88	0	7	0	1	4	0
Misdemeanor	54	41	41	49	44	5	46	0	0	0	3		9	40	0	13	0	0	0	0
Juvenile	65	56	64	57	53	4	54	0	0	0	3		8	49	0	14	4	0	0	0
Total	306	238	240	304	259	45	286	3	3	2	10	0	52	252	1	39	6	2	5	1
Stearns (CCA)																				
Felony	1046	366	440	991	768	223	804	145	9	23	10		23	968	6	144	77	8	20	5
Gross Misd.	687	240	406	524	448	76	448	47	11	6	12		17	507	0	34	0	8	39	11
Misdemeanor	873	628	851	626	501	125	506	67	8	6	39		36	590	0	167	0	0	32	76
Juvenile	277	405	370	314	239	75	211	27	1	4	71		13	301	2	60	27	0	12	0
Total	2883	1639	2067	2455	1956	499	1969	286	29	39	132	0	89	2366	8	405	104	16	103	92
Steele																				
Felony	189	87	87	189	152	37	162	20	0	2	5		16	173	0	15	22	0	2	0
Gross Misd.	300	133	123	322	289	33	276	18	2	0	26		50	272	0	12	1	5	22	3
Misdemeanor	304	244	189	347	282	65	286	15	1	1	44		41	306	0	38	0	1	16	11
Juvenile	81	152	116	117	87	30	93	7	0	3	14		19	98	1	22	11	0	2	1
Total	874	616	515	975	810	165	817	60	3	6	89	0	126	849	1	87	34	6	42	15
Stevens																				
Felony	34	22	22	34	30	4	31	1	1	1	0		0	34	1	6	2	0	0	0
Gross Misd.	23	13	15	21	16	5	14	0	0	0	7		0	21	0	0	0	0	2	0
Misdemeanor	21	37	34	24	21	3	19	0	0	0	5		0	24	0	6	0	0	3	2
Juvenile	13	46	41	18	12	6	13	0	0	0	5		0	18	0	3	1	0	0	11
Total	91	118	112	97	79	18	77	1	1	1	17	0	0	97	1	15	3	0	5	13
Swift (CCA)																				
Felony	25	14	22	17	16	1	16	0	0	0	1		1	16	2	1	3	0	0	0
Gross Misd.	21	29	28	25	24	1	24	1	0	0	0		3	22	0	0	1	0	4	1
Misdemeanor	40	47	57	27	23	4	24	1	1	1	0		0	27	0	5	0	0	1	3
Juvenile	36	63	69	30	20	10	30	0	0	0	0		3	27	0	6	1	0	1	0
Total	122	153	176	99	83	16	94	2	1	1	1	0	7	92	2	12	5	0	6	4
Todd (CCA)																				
Felony	156	64	64	159	135	24	139	3	2	2	13		6	153	1	13	20	1	6	0
Gross Misd.	118	37	61	92	73	19	85	1	1	0	5		4	88	0	5	0	0	12	0
Misdemeanor	41	26	25	41	38	3	36	3	0	0	2		8	33	0	13	0	0	3	3
Juvenile	50	49	55	44	34	10	43	0	1	0	0		3	41	0	5	4	0	3	0
Total	365	176	205	336	280	56	303	7	4	2	20	0	21	315	1	36	24	1	24	3
Traverse																				
Felony	10	5	5	10	8	2	8	0	2	0	0		0	10	0	2	0	0	0	0
Gross Misd.	18	11	15	14	11	3	11	0	0	0	3		0	14	0	1	0	0	0	0
Misdemeanor	17	16	20	13	10	3	8	0	0	0	5		0	13	0	3	0	0	0	2
Juvenile	18	29	28	19	12	7	11	0	0	0	8		0	19	0	1	2	0	0	13
Total	63	61	68	56	41	15	38	0	2	0	16	0	0	56	0	7	2	0	0	15
Wabasha																				
Felony	44	54	52	47	40	7	41	1	0	2	3		0	47	2	5	7	0	1	0
Gross Misd.	117	81	59	146	120	26	141	3	1	1	0		6	140	0	8	1	0	7	3
Misdemeanor	167	157	146	170	138	32	168	1	0	1	0		9	161	0	22	0	0	8	10
Juvenile	57	70	79	48	37	11	46	0	0	0	2		2	46	0	7	3	0	2	2
Total	385	362	336	411	335	76	396	5	1	4	5	0	17	394	2	42	11	0	18	15
Wadena (CCA)																				
Felony	118	34	40	112	84	28	103	4	2	0	3		0	112	1	13	15	0	1	0
Gross Misd.	67	19	41	47	36	11	43	2	1	0	1		0	47	0	0	0	1	3	0
Misdemeanor	34	29	23	39	28	11	28	1	1	0	9		0	39	0	15	0	0	0	3
Juvenile	45	23	33	34	30	4	28	2	1	0	3		0	34	0	10	8	0	1	0
Total	264	105	137	232	178	54	202	9	5	0	16	0	0	232	1	38	23	1	5	3

	Criminal Sexual Conduct	Disturbing Peace	Drugs	DWI	Escape/Flight	Forgery	Gambling	Homicide	Juvenile Status Offense	Kidnaping	Obscenity	Property Damage	Robbery	Sex Related	Stolen Property	Theft	Theft Related	Traffic (exclude DWI)	Vehicle Theft	Weapons
Sherburne																				
Felony	26	1	121	6	16	12	0	1	0	2	1	10	2	7	7	23	53	5	5	5
Gross Misd.	5	1	0	231	1	3	0	0	0	0	0	5	0	0	0	25	2	33	1	0
Misdemeanor	0	58	7	160	0	0	0	0	0	0	3	9	0	0	1	99	6	231	2	0
Juvenile	14	37	3	2	1	1	0	0	63	0	1	18	0	0	2	34	6	1	10	2
Total	45	97	131	399	18	16	0	1	63	2	5	42	2	7	10	181	67	270	18	7
Sibley																				
Felony	6	0	34	2	4	1	1	0	0	1	0	1	0	2	1	5	15	1	3	1
Gross Misd.	2	0	0	86	0	0	0	0	1	0	0	0	0	0	0	4	3	1	0	0
Misdemeanor	0	7	1	22	0	0	0	0	1	0	0	0	0	0	0	0	1	4	0	0
Juvenile	3	1	3	2	0	0	0	0	6	0	0	5	1	0	0	11	0	1	4	2
Total	11	8	38	112	4	1	1	0	8	1	0	6	1	2	1	20	19	7	7	3
Stearns (CCA)																				
Felony	87	4	222	11	36	52	1	8	0	4	1	26	18	0	35	124	68	8	23	3
Gross Misd.	10	7	2	326	4	6	0	0	0	0	2	3	0	0	0	16	6	50	0	0
Misdemeanor	0	69	12	103	1	0	0	0	0	0	2	12	0	0	2	11	4	133	1	1
Juvenile	18	28	26	0	3	1	0	0	27	0	0	14	3	1	5	48	8	16	8	4
Total	115	108	262	440	44	59	1	8	27	4	5	55	21	1	42	199	86	207	32	
Steele																				
Felony	34	1	50	3	5	8	0	0	1	0	0	6	2	0	0	23	10	0	5	2
Gross Misd.	4	0	0	211	2	7	0	0	0	0	0	6	0	0	1	19	1	27	0	1
Misdemeanor	1	50	1	159	0	1	0	0	2	0	0	8	0	0	3	25	0	29	1	1
Juvenile	4	3	9	6	2	1	0	0	19	1	0	7	2	0	1	10	0	5	8	2
Total	43	54	60	379	9	17	0	0	22	1	0	27	4	0	5	77	11	61	14	6
Stevens																				
Felony	7	1	8	0	2	0	0	0	0	1	0	0	0	0	1	4	0	1	0	0
Gross Misd.	1	0	1	13	0	1	0	0	0	0	0	0	0	0	0	0	2	1	0	0
Misdemeanor	0	0	0	13	0	0	0	0	0	0	0	0	0	0	0	0	0	0	0	0
Juvenile	0	0	0	0	0	0	0	0	1	0	0	0	0	0	0	1	0	0	1	0
Total	8	1	9	26	2	1	0	0	1	1	0	0	0	0	1	5	2	2	1	0
Swift (CCA)																				
Felony	1	0	4	0	1	1	0	0	0	0	0	0	0	0	0	3	0	1	0	0
Gross Misd.	1	1	0	14	0	1	0	0	0	0	0	0	0	0	1	0	0	1	0	0
Misdemeanor	0	4	1	2	0	0	0	0	0	0	0	1	0	0	1	3	2	4	0	0
Juvenile	1	5	0	0	0	0	0	0	8	0	0	4	0	0	2	1	0	0	0	1
Total	3	10	5	16	1	2	0	0	8	0	0	5	0	0	4	7	2	6	0	1
Todd (CCA)																				
Felony	33	0	30	4	1	4	0	1	1	2	0	5	0	0	3	26	7	0	1	0
Gross Misd.	2	0	0	64	0	1	0	0	0	0	0	1	0	0	0	4	2	1	0	0
Misdemeanor	0	2	0	13	0	0	0	0	0	0	0	1	0	0	0	4	0	2	0	0
Juvenile	4	1	1	0	0	0	0	0	9	0	0	6	0	0	0	6	0	1	3	0
Total	39	3	31	81	1	5	0	1	10	2	0	13	0	0	3	40	9	4	4	0
Traverse																				
Felony	1	1	2	0	1	0	0	0	0	0	0	0	0	0	1	1	1	0	0	0
Gross Misd.	0	0	0	11	0	0	0	0	0	0	0	1	0	0	0	1	0	0	0	0
Misdemeanor	0	0	0	6	0	0	0	0	0	0	0	1	0	0	1	0	0	0	0	0
Juvenile	0	0	0	2	0	0	0	0	0	0	0	0	0	1	0	0	0	0	0	0
Total	1	1	2	19	1	0	0	0	0	0	0	2	0	1	2	2	1	0	0	0
Wabasha																				
Felony	7	1	9	2	3	0	0	0	0	0	0	1	0	0	1	5	1	0	1	1
Gross Misd.	3	0	0	102	0	4	0	0	0	0	0	2	0	0	1	4	0	9	0	2
Misdemeanor	0	8	1	90	0	0	0	0	0	0	0	6	0	0	1	4	0	19	0	1
Juvenile	4	2	2	0	0	1	0	0	9	0	0	1	1	0	0	6	0	4	3	1
Total	14	11	12	194	3	5	0	0	9	0	0	10	1	0	3	19	1	32	4	5
Wadena (CCA)																				
Felony	29	0	14	1	4	2	0	0	0	0	0	4	0	0	5	12	8	0	3	0
Gross Misd.	1	0	0	15	1	1	0	0	0	0	0	1	0	0	1	5	1	17	0	0
Misdemeanor	0	3	0	14	0	0	0	0	0	0	0	0	0	0	0	2	0	1	0	1
Juvenile	4	0	0	0	0	0	0	0	3	0	1	2	0	0	0	4	0	0	2	0
Total	34	3	14	30	5	3	0	0	3	0	1	7	0	0	6	23	9	18	5	1

	2002 Year-end Population	2003 Entries	2003 Removals	2003 Year-end Population	Male	Female	White	Black	American Indian	Asian/Pacific Islander	Other Race	Unknown Race	Hispanic	Not Hispanic	Arson	Assault	Burglary	Crime Against Family	Crime Against Justice	Crime Against Government
Waseca																				
Felony	73	47	60	60	52	8	50	7	0	0	3		10	50	2	8	7	1	1	0
Gross Misd.	124	55	69	114	100	14	54	1	1	0	58		8	106	0	17	2	0	4	3
Misdemeanor	151	188	143	192	160	32	57	5	1	0	129		22	170	0	26	0	0	6	14
Juvenile	45	54	56	43	32	11	19	2	0	0	22		3	40	0	6	1	0	2	11
Total	393	344	328	409	344	65	180	15	2	0	212	0	43	366	2	57	10	1	13	28
Washington (CCA)																				
Felony	1459	335	546	1257	964	293	1054	147	25	26	5		45	1212	6	107	66	5	21	5
Gross Misd.	1496	543	678	1393	1140	253	1260	68	21	5	39		46	1347	0	44	3	11	57	10
Misdemeanor	3625	1667	2474	2778	2131	647	2341	235	41	49	112		117	2661	0	226	1	4	79	56
Juvenile	330	480	504	305	247	58	260	34	0	7	4		10	295	10	57	29	0	20	0
Total	6910	3025	4202	5733	4482	1251	4915	484	87	87	160	0	218	5515	16	434	99	20	177	71
Watsonwan																				
Felony	84	24	54	54	49	5	49	3	0	0	2		23	31	0	8	5	0	0	0
Gross Misd.	90	45	54	81	71	10	79	1	1	0	0		29	52	0	5	0	2	8	0
Misdemeanor	85	56	67	74	58	16	71	1	1	1	0		30	44	0	22	0	0	3	0
Juvenile	55	43	51	47	37	10	45	1	0	1	0		15	32	4	10	3	0	2	1
Total	314	168	226	256	215	41	244	6	2	2	2	0	97	159	4	45	8	2	13	1
Wilkin																				
Felony	23	1	6	18	15	3	17	1	0	0	0		1	17	0	0	4	0	0	0
Gross Misd.	33	18	37	17	12	5	12	0	0	0	5		1	16	0	0	0	0	1	0
Misdemeanor	52	41	61	29	22	7	25	0	0	0	4		0	29	0	4	0	0	0	2
Juvenile	19	23	24	18	12	6	15	2	0	0	1		5	13	0	4	0	0	0	6
Total	127	83	128	82	61	21	69	3	0	0	10	0	7	75	0	8	4	0	1	8
Winona																				
Felony	226	93	106	213	172	41	192	16	0	3	2		3	210	0	24	17	0	2	1
Gross Misd.	263	132	141	261	224	37	242	9	1	2	7		9	252	0	22	0	1	16	1
Misdemeanor	429	286	362	347	284	63	315	16	1	9	6		20	327	0	32	11	0	9	3
Juvenile	159	110	137	131	92	39	115	9	1	4	2		3	128	0	33	12	0	13	0
Total	1077	621	746	952	772	180	864	50	3	18	17	0	35	917	0	111	40	1	40	5
Wright																				
Felony	502	280	240	540	400	140	500	26	6	5	3		6	534	0	61	34	3	3	1
Gross Misd.	756	277	360	691	563	128	653	18	18	1	1		15	676	0	37	4	3	37	33
Misdemeanor	949	660	665	929	702	227	873	35	11	6	4		36	893	0	137	1	0	30	131
Juvenile	469	405	462	411	302	109	396	10	2	2	1		3	408	4	36	23	0	12	6
Total	2676	1622	1727	2571	1967	604	2422	89	37	14	9	0	60	2511	4	271	62	6	82	171
Yellow Medicine (CCA)																				
Felony	25	17	26	16	14	2	11	0	5	0	0		1	15	0	2	0	0	0	0
Gross Misd.	35	31	38	32	28	4	25	2	5	0	0		3	29	0	3	0	0	1	0
Misdemeanor	54	22	50	22	18	4	19	1	2	0	0		2	20	0	8	0	0	0	1
Juvenile	33	24	44	13	13	0	9	0	4	0	0		4	9	1	1	2	0	1	1
Total	147	94	158	83	73	10	64	3	16	0	0	0	10	73	1	14	2	0	2	2

	Criminal Sexual Conduct	Disturbing Peace	Drugs	DWI	Escape/Flight	Forgery	Gambling	Homicide	Juvenile Status Offense	Kidnapping	Obscenity	Property Damage	Robbery	Sex Related	Stolen Property	Theft	Theft Related	Traffic (exclude DWI)	Vehicle Theft	Weapons	Other	Unknown
Waseca																						
Felony	5	0	14	2	5	2	0	0	0	1	0	2	0	0	0	8	0	0	2	0		0
Gross Misd.	0	1	1	62	2	1	0	0	0	0	0	3	0	2	1	6	0	8	1	0		0
Misdemeanor	0	10	5	95	0	0	0	0	0	0	1	0	0	1	0	5	1	28	0	0		0
Juvenile	2	1	2	2	0	0	0	0	4	0	0	1	0	1	0	7	0	2	0	1		0
Total	7	12	22	161	7	3	0	0	4	1	1	6	0	4	1	26	1	38	3	1		0
Washington (CCA)																						
Felony	88	2	445	34	28	87	0	1	0	3	4	28	7	5	39	134	89	5	35	13		0
Gross Misd.	5	1	4	1077	6	11	1	0	0	0	2	8	0	1	3	40	15	89	3	2		0
Misdemeanor	0	133	13	1331	3	3	0	0	9	0	3	23	0	2	3	98	89	699	2	1		0
Juvenile	18	27	6	5	1	2	0	0	47	0	0	21	2	0	4	18	0	23	9	8		0
Total	111	163	468	2447	38	103	1	1	56	3	9	80	9	8	49	290	193	816	49	24		0
Watsonwan																						
Felony	5	2	12	0	1	1	0	0	0	1	0	5	0	1	1	7	1	0	2	2		0
Gross Misd.	1	1	0	54	0	0	0	0	0	0	0	1	0	0	0	3	1	3	2	0		0
Misdemeanor	0	1	0	32	0	0	0	0	7	0	0	1	0	0	0	1	1	6	0	0		0
Juvenile	4	0	0	0	0	0	0	0	9	0	0	4	0	0	0	3	0	2	4	1		0
Total	10	4	12	86	1	1	0	0	16	1	0	11	0	1	1	14	3	11	8	3		0
Wilkin																						
Felony	4	0	4	0	1	0	0	0	0	0	0	0	0	0	0	4	0	0	1	0		0
Gross Misd.	0	0	0	16	0	0	0	0	0	0	0	0	0	0	0	0	0	0	0	0		0
Misdemeanor	0	0	0	21	0	0	0	0	0	0	0	0	0	0	0	1	0	1	0	0		0
Juvenile	0	0	0	1	0	0	0	0	0	0	0	2	0	0	1	4	0	1	0	0		0
Total	4	0	4	38	1	0	0	0	0	0	0	2	0	0	1	9	0	2	1	0		0
Winona																						
Felony	25	1	62	4	11	11	0	0	1	1	0	4	2	0	2	22	9	5	7	2		0
Gross Misd.	3	3	0	182	1	3	0	0	1	0	0	5	0	2	0	5	6	8	1	1		0
Misdemeanor	1	19	12	187	0	0	0	0	32	0	0	5	0	0	0	8	4	24	0	0		0
Juvenile	3	6	8	0	0	0	0	0	23	0	1	5	2	0	1	14	1	4	5	1		0
Total	32	29	82	373	12	14	0	0	57	1	1	19	4	2	3	49	20	41	13	4		0
Wright																						
Felony	54	0	191	9	22	26	1	4	0	1	0	7	5	2	20	62	12	5	11	6		0
Gross Misd.	4	3	2	458	3	7	1	0	0	0	3	15	0	0	4	15	14	46	0	2		0
Misdemeanor	0	81	8	375	0	0	0	0	0	0	2	15	0	0	1	25	4	116	2	1		0
Juvenile	31	43	51	1	2	1	0	1	80	0	2	32	1	0	7	51	3	7	13	5		0
Total	89	127	252	843	27	34	2	5	80	1	7	69	6	2	32	153	33	174	26	14		0
Yellow Medicine (CCA)																						
Felony	0	0	5	1	2	0	0	0	0	0	0	1	0	0	0	1	1	2	0	1		0
Gross Misd.	2	0	0	23	0	0	0	0	0	0	0	0	0	0	0	2	0	1	0	0		0
Misdemeanor	0	4	1	5	0	0	0	0	0	0	0	0	0	0	0	2	0	1	0	0		0
Juvenile	1	1	1	0	0	0	0	0	3	0	0	0	0	0	0	0	0	0	0	1		0
Total	3	5	7	29	2	0	0	0	3	0	0	1	0	0	0	5	1	4	0	2		0

Appendix C. December 31, 2003, Supervised Release, Parole, and Intensive Supervised Release (ISR) Population by County

County	Adult							Certified Adult			Extended Juvenile Jurisdiction (EJJ)		Juvenile			Total
	Parole	SR	CIP	ISR	CMR	CR	Total	SR	ISR	Total	SR	Total	Parole	SR	Total	
Aitkin		6		2			8			0		0			0	8
Anoka	3	79	3	23		3	111			0		0	1		1	112
Becker		18	3	7			28		1	1		0	2		2	31
Beltrami		23	1	11		2	37		1	1		0	1		1	39
Benton		8		2			10			0		0			0	10
Bigstone		1					1			0		0			0	1
Blue Earth		13	3	6		1	23			0		0			0	23
Brown		8	3	3			14		1	1		0			0	15
Carlton	1	6	1	3		1	12			0		0			0	12
Carver		14	2				16			0		0	1		1	17
Cass		14	1	3	4	1	23			0	1	1	1		1	25
Chippewa		11					11			0		0	1		1	12
Chisago		16	2	3			21			0		0	2		2	23
Clay		26	3	7			36			0		0	2		2	38
Clearwater		4					4			0		0			0	4
Cook		2					2			0		0			0	2
Cottonwood		3				1	4			0		0			0	4
Crow Wing		25	2	3		1	31			0		0			0	31
Dakota		70	4	16		2	92		1	1		0	2		2	95
Dodge		2		1		1	4			0		0			0	4
Douglas		11	2	4		1	18			0		0			0	18
Faribault		9	2	2		1	14			0		0			0	14
Fillmore		5		1			6			0		0			0	6
Freeborn		11		4			15		1	1		0			0	16
Goodhue		21	2	2			25			0		0			0	25
Grant																
County	Adult							Certified Adult			Extended Juvenile		Juvenile			Total

								Jurisdiction (EJJ)								
	Parole	SR	CIP	ISR	CMR	CR	Total	SR	ISR	Total	SR	Total	Parole		SR	Total
Hennepin	22	637	33	215		20	927	7	7	14		0	6	1	7	948
Houston		2					2			0		0			0	2
Hubbard		5		1			6			0		0			0	6
Isanti		13		1		2	16	1		1		0			0	17
Itasca		16		8		1	25			0		0			0	25
Jackson																
Kanabec		11	2	2			15			0		0			0	15
Kandiyohi		19	1	4			24			0		0			0	24
Kittson		1					1			0		0			0	1
Koochiching		6					6			0		0			0	6
Lac Qui Parle		2					2			0		0			0	2
Lake		7					7			0		0			0	7
Lake of the Woods		2					2			0		0			0	2
Le Sueur	1	4		2			7			0		0			0	7
Lincoln																
Lyon		11	2	1			14			0		0			0	14
McLeod		11	4				15			0		0			0	15
Mahnomen		4					4		1	1		0			0	5
Marshall			1	1			2			0		0	2		2	4
Martin		16	1	4		2	23			0		0			0	23
Meeker		8	1	2			11			0		0			0	11
Mille Lacs		14	2	2			18			0		0			0	18
Morrison	1	15	2	3		1	22	1		1		0			0	23
Mower	1	13	2	5		1	22			0		0			0	22
Murray		3					3			0		0			0	3
Nicollet		21		32		2	55		1	1		0	1		1	57
Nobles	2	6					8			0		0			0	8

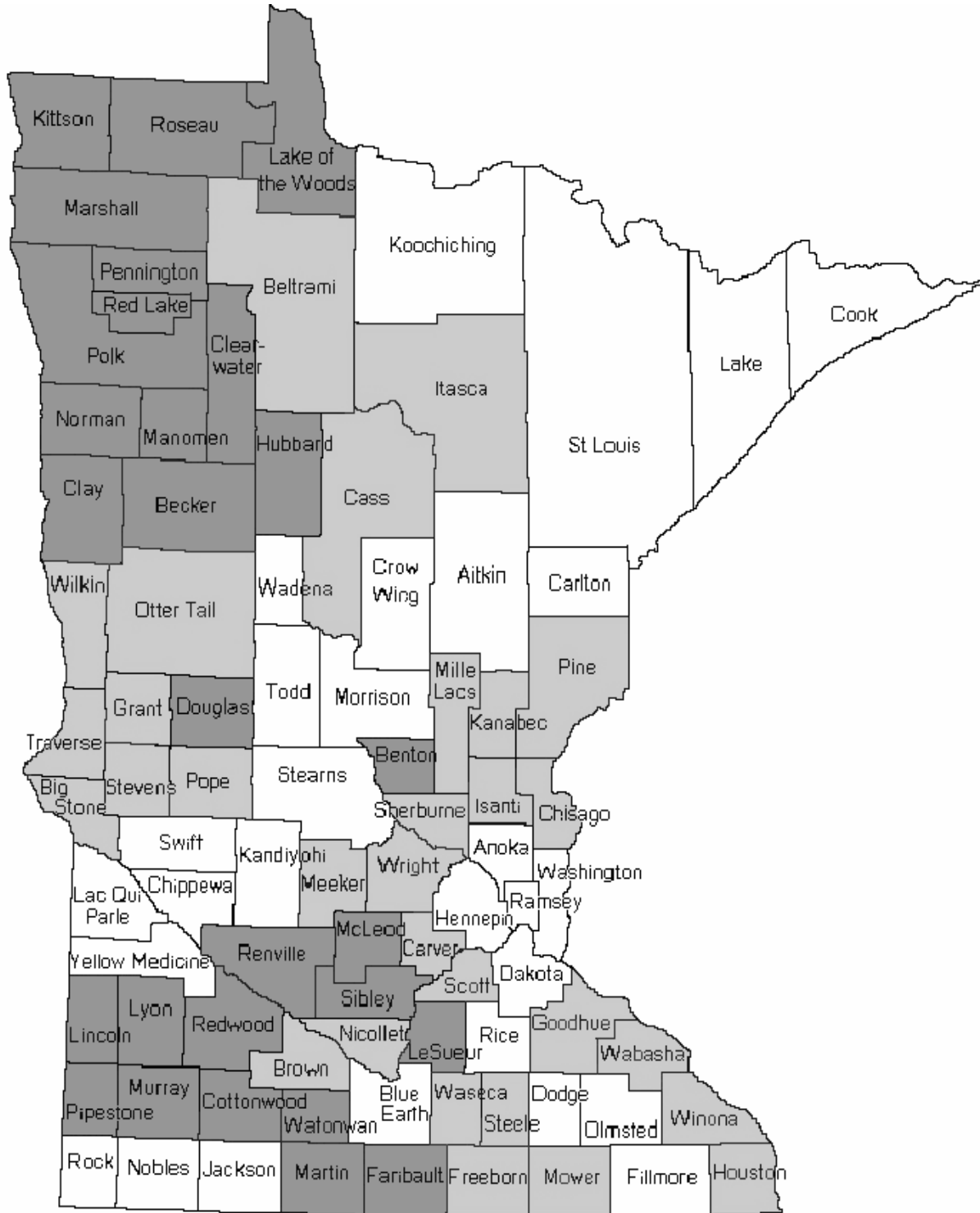
County	Adult							Certified Adult			Extended Juvenile Jurisdiction (EJJ)		Juvenile			Total
	Parole	SR	CIP	ISR	CMR	CR	Total	SR	ISR	Total	SR	Total	Parole	SR	Total	
Norman		1					1			0		0			0	1
Olmsted		53	8	11		2	74			0		0			0	74
Otter Tail	1	20	1	2		2	26			0		0			0	26
Pennington		10		2			12			0		0			0	12
Pine	1	21	2	2			26			0		0			0	26
Pipestone		7	3	1			11			0		0			0	11
Polk		25	1	2		2	30		1	1		0	1	1	32	
Pope		1	1				2			0		0	1	1	3	
Ramsey	10	398	20	80	1	12	521	6	3	9	1	1	2	2	533	
Red Lake		1					1			0		0			0	1
Redwood		6		1		1	8			0		0			0	8
Renville		4	1	3			8			0		0			0	8
Rice		17	1	8			26	1		1		0	1	1	28	
Rock		4					4			0		0			0	4
Roseau		5					5			0		0			0	5
St. Louis	3	97	3	39		4	146	2		2		0	1	1	149	
Scott		20	4	2		1	27			0		0			0	27
Sherburne		19	3	1		1	24	1		1		0	2	2	27	
Sibley		2	1	1			4			0		0			0	4
Stearns	1	50	6	22		1	80	1		1		0	3	3	84	
Steele		18	2	6			26		1	1		0	1	1	28	
Stevens		3	2				5			0		0			0	5
Swift		5	1				6			0		0			0	6
Todd		13		2			15			0		0			0	15
Traverse																
Wabasha		6		1			7			0		0			0	7
Wadena		9	2				11			0		0			0	11
Waseca		6		3			9			0		0			0	9

County	Adult							Certified Adult			Extended Juvenile Jurisdiction (EJJ)		Juvenile			Total
	Parole	SR	CIP	ISR	CMR	CR	Total	SR	ISR	Total	SR	Total	Parole	SR	Total	
Washington	2	41	3	13			59		1	1		0			0	60
Watsonwan		7					7			0		0			0	7
Wilkin		1	1				2			0		0			0	2
Winona		21	1	11			33			0		0			0	33
Wright		26	5	4			35			0		0	1		1	36
Yellow Medicine		3					3		1	1		0			0	4
Unknown		88		18		1	107		2	2		0	1		1	110
Interstate		142		32		6	180		1	1	1	1	6		6	188
Total	49	2403	157	653	5	77	3344	20	24	44	3	3	42	1	43	3434
Total In-State	49	2173	157	603	5	70	3057	20	21	41	2	2	35	1	36	3136
CCA Counties	45	1628	94	454	1	51	2273	18	15	33	1	1	18	1	19	2326
Non-CCA Counties	4	545	63	149	4	19	784	2	6	8	1	1	17		17	810
Total	49	2173	157	603	5	70	3057	20	21	41	2	2	35	1	36	3136
Metro	37	1259	69	349	1	38	1753	13	12	25	1	1	12	1	13	1792
Non-Metro	12	914	88	254	4	32	1304	7	9	16	1	1	23		23	1344
Total	49	2173	157	603	5	70	3057	20	21	41	2	2	35	1	36	3136

County	Adult							Certified Adult			Extended Juvenile Jurisdiction (EJJ)		Juvenile			Total
	Parole	SR	CIP	ISR	CMR	CR	Total	SR	ISR	Total	SR	Total	Parole	SR	Total	
Unknown		88		18		1	107		2	2		0	1		1	110
Interstate		142		32		6	180		1	1	1	1	6		6	188
Total	49	2403	157	653	5	77	3344	20	24	44	3	3	42	1	43	3434
Total In-State	49	2173	157	603	5	70	3057	20	21	41	2	2	35	1	36	3136
CCA Counties	45	1628	94	454	1	51	2273	18	15	33	1	1	18	1	19	2326
Non-CCA Counties	4	545	63	149	4	19	784	2	6	8	1	1	17		17	810
Total	49	2173	157	603	5	70	3057	20	21	41	2	2	35	1	36	3136
Metro	37	1259	69	349	1	38	1753	13	12	25	1	1	12	1	13	1792
Non-Metro	12	914	88	254	4	32	1304	7	9	16	1	1	23		23	1344
Total	49	2173	157	603	5	70	3057	20	21	41	2	2	35	1	36	3136

	Adult	Certified Adult	Extended Juvenile Jurisdiction (EJJ)	Juvenile	Total
Parole	49			42	91
Supervised Release	2403	20	3	1	2427
Conditional Medical Release (CMR)	5				5
Conditional Release	77				77
CIP	157				157
Intensive Supervised Release (ISR)	653	24			677
Total	3344	44	3	43	3434
Female	262			5	267
Male	3082	44	3	38	3167
Total	3344	44	3	43	3434
Asian	59	3		2	64
Black	943	12	2	9	966
American Indian	174	8		4	186
White- Non-Hispanic	1957	19		26	2002
White- Hispanic	211	2	1	2	216
Total	3344	44	3	43	3434

Appendix D. Court Services in Minnesota (December 31, 2003)



- County Probation
- Minnesota Department of Corrections
- Community Corrections