




04 - 0393

DATE: July 30, 2003
TO: Senator Jane Ranum
Representative Bill Haas
FROM: Brian J. Lamb 
Commissioner
SUBJECT: Internal Service Fund Rates for F.Y. 2005

A summary of Admin internal service fund rates for F.Y. 2005 is provided in the attached information, as required by Minnesota Statutes 16B.48, Subdivision 4. Documentation of the last rate approval letter was received on July 26, 2004. Attachments include:

- A summary of percentage rate changes.
- Six year rate comparisons.

Detailed information, in the form of business plans, are being provided to Kevin Lundeen and Helen Roberts.

As you are aware, internal service fund revenue is generated from charges made by the Department of Administration to other agencies, based on pre-approved rates, to cover the cost of services and products rendered those agencies. We provide only those services that represent a better value, in terms of quality and price, than agencies can obtain from other sources.

Each year, business plans and rates are carefully reviewed and approved within the Department of Administration, and by the Department of Finance. In each case, internal service fund rates were compared to prices offered by other providers, and our rates continue to represent superior value to our agency customers.

Seven funds maintained an overall flat rate for F.Y. 2005:

- Leases
- Materials Transfer
- Risk Management
- Central Mail
- State Register
- DocuComm
- Surplus Services

The InterTechnologies Group will implement an overall rate reduction of 3 percent.

Four funds increased overall rates for F.Y. 2005:

- Repair and Other Jobs
- Travel Management
- Office Supply Connection
- Management Analysis

These changes allow our funds to continue to be competitively priced, while maintaining financial stability.

After considerable analysis and discussion, the Department of Administration will close its DocuComm State Records Center and cease providing these consulting services, effective September 1, 2004. Private sector vendors will provide these services.

Should you have any questions or comments regarding the rates for F.Y. 2005, please contact me.

c: Kevin Lundeen, Senate
Helen Roberts, House
Peggy Ingison, Finance
Merrill King, Finance
Keith Payden, Admin
Kath Ouska, Admin
Jerry Lovrien, Admin
Jack Yarbrough, Admin
Larry Freund, Admin
Julie Poser, Admin



Internal Service Fund Rate Adjustments for F.Y. 2005

The following information represents the overall rate adjustments in each of the Admin internal service fund operations. The impact of specific rates within each operation may differ from the overall rate adjustment. These rates were reviewed extensively by Admin leadership and were approved by the Department of Finance pursuant to Minnesota Statutes 16A.126.

InterTechnologies Group	-3.00%
Plant Management- Leases	0.00%
- Materials Transfer	0.00%
- Repairs & Other Jobs	5.00%
Risk Management-	0.00%
Communications Media- Central Mail	0.00%
- State Register	0.00%
- DocuComm *	0.00%
Travel Management	3.50% (individualized rates) 6.00% (categorized rate)
Materials Management- Office Supplies Connection	0.01%
- Surplus Services	0.00%
Management Analysis	5.00%

*DocuComm will be closing on September 1, 2004. The FY 2004 rates were extended through the first two months of FY 2005.

Six Year Rate Comparison

MINNESOTA DEPARTMENT OF ADMINISTRATION
INTERTECHNOLOGIES GROUP
FOR FISCAL YEAR 2005

Rate	FY 2000	FY 2001	FY2001 MIDYEAR	FY 2002	FY02 MIDYEAR	FY 2003 (4)	FY 2004	FY 2005
Major Rate Categories								
Server Processing:								
Central Processing	\$0.0530	\$0.0520	\$0.0480	\$0.0420	\$0.0378	\$0.0378	\$0.0340	\$0.0323
Storage:								
Disk (1)							\$3.4000	\$3.2200
Print:								
Print Laser	\$0.0870	\$0.1050	\$0.1050	\$0.1100	\$0.1100	\$0.1100	\$0.0400	\$0.0400
Print Remote	\$0.3000	\$0.3000	\$0.3000	\$0.4000	\$0.4000	\$0.5500	\$0.5500	\$0.5500
Infopak	\$0.0040	\$0.0040	\$0.0040	\$0.0050	\$0.0050	\$0.0060	\$0.0060	\$0.0055
OLTP:								
CICS Resources	0.0777	0.0683	0.0630	0.0551	0.0496	0.0496	\$0.0447	\$0.0424
Other:								
Data Entry	\$25.00	\$25.00	\$25.00	\$25.00	\$25.00	\$25.00	\$25.5000	\$25.5000
Voice Services:								
Domestic Calls:								
WATS - dedicated	\$0.085	\$0.085	\$0.085	\$0.075	\$0.075	\$0.049	\$0.0490	\$0.0490
WATS - switched	\$0.096	\$0.100	\$0.100	\$0.100	\$0.100	\$0.085	\$0.0700	\$0.0700
WATS - offnet	\$0.13	\$0.14	\$0.14	\$0.15	\$0.15	\$0.20	\$0.2000	\$0.2000
Costed Calls	\$1.100	\$1.100	\$1.100	\$1.100	\$1.100	\$1.100	\$1.1500	\$1.1500
800 Service - dedicated	\$0.0960	\$0.0960	\$0.0960	\$0.0960	\$0.0960	\$0.0540	\$0.0540	\$0.0540
Centrex - Full Service	\$14.10	\$14.20	\$14.20	\$14.45	\$14.45	\$14.45	\$14.4500	\$15.7500
Business Lines-Metro	\$58.00	\$58.00	\$58.00	\$61.60	\$61.60	\$61.60	\$62.0000	\$62.0000
Business Lines-Outstate	\$45.05	\$45.05	\$45.05	\$48.62	\$48.62	\$48.62	\$54.0000	\$54.0000
Voice Mail	\$6.85	\$6.85	\$6.85	\$7.95	\$7.95	\$7.95	\$7.9500	\$7.9500
ISDN 1B+S		\$25.00	\$25.00	\$26.50	\$26.50	\$26.50	\$26.5000	\$26.5000
WAN Services:								
MNet Digital Network:								
T1 Private Line (3)		\$800.00	\$800.00	\$800.00	\$800.00	\$800.00	\$633.00	\$609.38
T1 FRS (3)	\$578.00	\$578.00	\$578.00	\$578.00	\$578.00	\$570.00	\$554.00	\$550.00
Router Service:								
Ethernet	\$225.00	\$215.00	\$215.00	\$215.00	\$215.00	\$215.00	\$215.00	\$215.00
Customer Owned w/Support	\$165.00	\$165.00	\$165.00	\$165.00	\$165.00	\$165.00	\$165.00	\$165.00
Intranet/Internet Bandwidth:								
1/4 T-1, 384kbps	\$375.00	\$375.00	\$375.00	\$327.00	\$327.00	\$327.00	\$327.00	\$327.00
T1, 1.5Mbps						\$1,050.00	\$1,050.00	\$1,050.00
150 Mbps/300Mbps (2)						\$45,000.00	\$45,000.00	\$24,000.00

(1) Converted from megabyte days to gigabyte days

(2) Was 150Mbps before FY05

(3) Cost plus +135.00

(4) InterTech did implement FY03 mid-year rate changes in non-major rate categories. Therefore, they are not reflected here.

**Plant Management - Leases - Fiscal Year 2005 (Revised March 03)
Revised March 2003**

Six-Year Rate Comparison (FY00 - FY05)

<u>Building</u>	<u>FY 00</u>	<u>FY 01</u>	<u>FY 02</u>	<u>FY03</u>	<u>Revised FY04</u>	<u>Revised FY05</u>	<u>Inc/Dec over FY 04</u>
321 Grove Bldg 1	\$10.34	\$10.62	\$10.83	\$11.05	\$7.65	\$7.65	\$0.00
321 Grove Bldg 2	6.93	6.76	9.00	9.50	7.90	7.90	0.00
625 N. Robert	9.17	9.09	13.00	13.50			
635 N. Robert	9.84	9.77	10.50	10.82			
691 N. Robert	9.50	9.41	10.63	11.69	9.50	9.50	0.00
1246 University Ave	13.23	13.64	11.75	11.75			
Administration	16.46	16.79	17.47	17.99	14.68	14.68	0.00
BCA Maryland					21.50	21.50	0.00
Capitol	26.67	26.67	30.66	31.58	29.60	29.60	0.00
Centennial	12.95	12.95	14.28	14.71	13.20	13.20	0.00
Duluth Gov't Center	10.03	10.03	10.03	10.03			
Ely	14.53	14.53	13.53	13.53	13.45	13.45	0.00
Ford - Office	18.75	18.75	19.76	20.75			0.00
Ford - Production	6.50	8.00	10.00	12.00			0.00
Governor's Residence	19.48	19.48	29.75	31.47	26.75	26.75	0.00
Health	15.09	15.41	16.95	18.65	18.50	18.50	0.00
Judicial Center	22.99	22.99	23.91	24.63	21.65	21.65	0.00
MN History Center	20.10	20.10	21.59	22.02	18.60	18.60	0.00
Retirement Systems			10.67	10.93	10.35	10.35	0.00
Stassen	19.39	19.48	17.05	17.05	15.55	15.55	0.00
State Office Bldg	14.53	14.53	15.26	15.72	14.65	14.65	0.00
Transportation	14.03	14.13	15.54	16.00	15.45	15.45	0.00
Veterans Service	13.36	14.07	15.48	17.03	16.70	16.70	0.00
Storage - most Buildings	5.00	5.50	6.00	6.50	6.50	6.50	0.00

March 19, 2003

Six Year Rate Comparison

**MINNESOTA DEPARTMENT OF ADMINISTRATION
MATERIALS TRANSFER
FOR FISCAL YEAR 2005**

Rate	FY 2000	FY 2001	FY 2002	FY 2003	FY 2004	FY 2005
Movers - Regular	✓ \$39.60	\$39.60	\$39.60	\$42.00	\$42.00	\$42.00
Movers - Premium	✓ 47.50	47.50	47.50	50.40	50.40	50.40
Mail Delivery	✓ 36.00	36.00	36.00	36.75	37.75	37.75
Product Delivery	✓ 37.70	38.20	38.70	40.25	40.25	41.00
Chair	✓ 0.25	0.25	0.25	0.25	0.25	0.25
Table	✓ 2.25	2.25	2.25	2.25	2.25	2.25
Half Mile Hailer	✓ 15.00	15.00	15.00	15.00	15.00	15.00
Podium w/small P.A.	✓ 15.00	15.00	15.00	15.00	15.00	15.00
Expanded P.A.	✓ 100.00	100.00	100.00	100.00	100.00	100.00
Backdrop	✓ 35.00	35.00	35.00	35.00	35.00	35.00
Riser	✓ 10.00	10.00	10.00	10.00	10.00	10.00
Coat Rack	✓ 2.00	2.00	2.00	2.00	2.00	2.00
Easel	✓ 2.00	2.00	2.00	2.00	2.00	2.00
Power Cord - Indoor	✓ 10.00	10.00	10.00	10.00	10.00	10.00
Power Cord - Outdoor	✓ 25.00	25.00	25.00	25.00	25.00	25.00
VCR/TV - First Day	✓ 15.00	15.00	15.00	15.00	15.00	15.00
VCR/TV - Additional Days	✓ 5.00	5.00	5.00	5.00	5.00	5.00
3M 471 tape	✓ n/a	n/a	n/a	n/a	25.00	25.00

Six Year Rate Comparison

**MINNESOTA DEPARTMENT OF ADMINISTRATION
REPAIR AND OTHER JOBS (ROJ)
FOR FISCAL YEAR 2005**

Rate	FY 2000	FY 2001	FY 2002	FY 2003	FY 2004	FY 2005
Labor - Regular	\$37.15	\$37.15	\$37.15	\$38.00	\$49.40	\$51.85
Labor - Premium	44.60	44.60	44.60	45.60	59.30	62.25
Signature Keys	n/a	n/a	5.00	5.00	5.00	5.00
Other Keys	1.10	1.10	1.10	1.10	1.10	1.10

Six Year Rate Comparison

**MINNESOTA DEPARTMENT OF ADMINISTRATION
Central Mail
FOR FISCAL YEAR 2005**

<u>Rate</u>	<u>FY 2000</u>	<u>FY 2001</u>	<u>FY 2002</u>	<u>FY 2003</u>	<u>FY 2004</u>	<u>FY 2005</u>
Computer labels						
First 1,000	\$40.00	\$40.00	\$40.00	Discontinued	N/A	N/A
Additional 1000s*	\$18.00	\$18.00	\$18.00	Discontinued	N/A	N/A
Bulking -- Per piece	\$0.035	\$0.035	\$0.035	Discontinued	N/A	N/A
Sacking/labeling						
First 1,000	\$10.00	\$10.00	\$10.00	\$13.00	\$13.00	\$13.00
Each additional piece	\$0.01	\$0.01	\$0.01	\$0.02	\$0.02	\$0.02
Pre-sort (3-digit) -- Per piece	\$0.01	\$0.01	\$0.01	\$0.01	\$0.01	\$0.01
Payroll warrants -- Per thousand	\$6.00	\$8.00	\$8.00	Discontinued	N/A	N/A
Warrants -- Per thousand						
Double Postcards	N/A	N/A	N/A	N/A	N/A	\$9.00
Warrants	\$5.00	\$6.00	\$6.00	\$7.00	\$7.00	\$7.00
Inserting						
1 Insert						
First 1,000	\$23.50	\$23.50	\$23.50	\$25.00	\$25.00	\$25.00
Additional 1,000s	\$17.50	\$17.50	\$17.50	\$18.00	\$18.00	\$18.00
2 Inserts						
First 1,000	\$27.50	\$27.50	\$27.50	\$29.00	\$29.00	\$29.00
Additional 1,000s	\$18.50	\$18.50	\$18.50	\$19.00	\$19.00	\$19.00
3 Inserts						
First 1,000	\$31.50	\$31.50	\$31.50	\$33.00	\$33.00	\$33.00
Additional 1,000s	\$19.50	\$19.50	\$19.50	\$20.00	\$20.00	\$20.00
4 Inserts						
First 1,000	\$35.50	\$35.50	\$35.50	\$36.50	\$36.50	\$36.50
Additional 1,000s	\$20.50	\$20.50	\$20.50	\$21.00	\$21.00	\$21.00
5 Inserts						
First 1,000	\$39.50	\$39.50	\$39.50	\$39.50	\$39.50	\$39.50
Additional 1,000s	\$21.50	\$21.50	\$21.50	\$23.00	\$23.00	\$23.00
6 Inserts						
First 1,000	\$43.50	\$43.50	\$43.50	\$43.50	\$43.50	\$43.50
Additional 1,000s	\$22.50	\$22.50	\$22.50	\$24.00	\$24.00	\$24.00
Sorting and Bar-coding -- Per piece						
Scheduled runs	\$0.019	\$0.019	\$0.019	\$0.020	\$0.020	\$0.020
Small runs (metered)	\$0.041	\$0.041	\$0.047	\$0.047	\$0.047	\$0.047
Postage handling fee	2.25%	2.25%	2.50%	3.00%	3.00%	3.00%
House/Senate delivery charge - per body/month	N/A	N/A	N/A	N/A	N/A	\$100.00
Ink-jet						
Set-up	N/A	N/A	\$23.00	\$23.00	\$23.00	\$23.00
Data import	N/A	N/A	\$28.00	\$28.00	\$28.00	\$28.00
Addressing (zip+4 standard) -- Per thousand	N/A	N/A	\$7.00	\$7.50	\$7.50	\$7.50
Addressing -- Per thousand	N/A	N/A	\$17.00	\$17.50	\$17.50	\$17.50
Bulking -- Per piece	N/A	N/A	\$0.03	\$0.03	\$0.03	\$0.03
Pre-sorting -- Per piece	N/A	N/A	\$0.02	\$0.02	\$0.02	\$0.02
Custom features - Per thousand	N/A	N/A	\$5.00	\$6.00	\$6.00	\$6.00
Tabbing Set-up	N/A	N/A	\$15.00	\$15.00	\$15.00	\$15.00
Tabs -- Per tab	N/A	N/A	\$0.01	\$0.01	\$0.01	\$0.01
Permit filing						
Use of state permit #171	N/A	N/A	N/A	\$20.00	\$20.00	\$20.00
Folding						
Simple - Per thousand	N/A	N/A	N/A	N/A	N/A	\$6.00
Complex - Per thousand	N/A	N/A	N/A	N/A	N/A	\$12.00

* Effective with the FY00 rate package, this was changed from 100s to 1,000s.

Six Year Rate Comparison

**MINNESOTA DEPARTMENT OF ADMINISTRATION
State Register
FOR FISCAL YEAR 2005**

<u>Rate</u>	<u>FY 2000</u>	<u>FY 2001</u>	<u>FY 2002</u>	<u>FY 2003</u>	<u>FY 2004</u>	<u>FY 2005</u>
Billable page rate	\$115	\$115	\$122	\$131	\$144	\$144
Annual subscription (<i>State Register</i> only via mail)	\$160	\$160	\$160	\$160	\$160	Discontinued
Annual subscription (<i>State Register</i> only via e-mail)	N/A	N/A	N/A	\$180	\$180	\$180
Annual subscription (<i>Solicitation Announcements</i> via mail)	\$135	\$135	\$135	\$135	\$135	Discontinued
Annual subscription (<i>Solicitation Announcements</i> via fax)	\$150	\$150	\$150	\$150	\$150	Discontinued
Trial subscription (1) (13 weeks)	\$65	\$65	\$65	Discontinued	N/A	N/A

(1) Trials subscribers received the Monday edition of the *State Register* and the *Solicitation Announcements*.



DATE: May 5, 2004
TO: Peggy Ingison, Commissioner
Department of Finance
FROM: Brian J. Lamb, Commissioner

SUBJECT: DocuComm State Records Center

After considerable analysis and discussion, the Department of Administration is now prepared to recommend that it cease providing consultation services to state agencies and local units of government relating to the DocuComm State Records Center, effective September 1, 2004.

The actual storage of records has been managed by Insight Storage Solutions in St. Paul for the past year. A half-time staff member within the Communications Media Division has continued to be the contact point for customers storing and accessing records at Insight Storage Solutions. We believe more efficiencies can be generated by having the customers work directly with a contract vendor.

In mid-December, we submitted a revised DocuComm rate listing and history/proforma. That proposal reduced the box storage rate from 46 cents to 36 cents, effective January 1, 2004. Subsequently we issued an RFI and five proposals were received indicating rates charged by outside vendors would be significantly less than rates currently charged by DocuComm.

Given the results of the RFI which demonstrated that private-sector rates for records storage and retrieval are less than the rates currently charged by DocuComm, the department is recommending that it stop providing consultation services to customers effective September 1, 2004 and that the current rates be extended through the first two months of FY05:

Service	FY05 proposed rate
Box storage	\$.36 cents per box per month
Vault storage	\$ 4.00 per box per month
Retrievals – Manual	\$ 3.50 per retrieval
Retrievals – Web	\$ 2.75 per retrieval
Refiles – Within box	\$ 3.00 per refile

Box intake – New box added	\$ 2.75 per box
Box pull – Disposal	\$ 2.75 per box
Delivery Service – Normal trip	\$18.00
Delivery Service – Rush trip	\$25.00

The financial analysis indicates an operating income of approximately \$60,000 for FY 2004, and shows that if all severance costs are paid, the operation would post an operating loss of about \$13,600 for FY05. Projected ending retained earnings would be at negative \$165,903. This will result in the fund being able to return approximately \$79,097 of the \$245,000 in contributed capital to the general fund.

The intent is to work with the Materials Management Division (MMD) to issue a new RFP and award at least one contract. The new contract(s) will be administered by MMD, which should keep the department in compliance with MS138.17, subd. 7 – *The state records center which stores and services state records not in state archives shall be administered by the commissioner of administration.*

If the Department of Finance approves this plan, information will be sent to Records Center customers immediately to keep them fully updated on the status of this operation.

Thanks again for your assistance with this operation, and please let us know if you have questions.

Attachments

cc: Jerry Lovrien
Mary Mikes
Larry Freund
Merrill King

Office of the Commissioner
200 Administration Building
50 Sherburne Avenue
Saint Paul, MN 55155


P: 651.296.1424 / F: 651.297.7909 / TTY: 651.297.4357

Office Memorandum

Department: Finance

Date: May 12, 2004

To: Brian Lamb, Commissioner
Department of Administration


From: James Schowalter 
State Budget Director/Assistant Commissioner

Subject: Approval of FY2005 Rates and Closure Plan for DocuComm

Pursuant to M.S. 16A.126, the Department of Finance approves the FY2005 rates and closure plan for DocuComm as proposed in your letter submitted on May 5, 2004.

As provided in your letter, Finance will assume that an estimated \$79,097 of the \$245,000 in General Fund contributed capital will be returned to the General Fund once severance costs are settled some time after the unit's closure and liquidation planned for September 1, 2004. Please keep my staff informed of any changes to Admin's fiscal estimates.

cc: Jerry Lovrien, Administration
✓ Larry Freund, Administration
Robyn Rupp, Finance
Merrill King, Finance




Six Year Rate History Categorized Rates

Long-term Rentals

Rate	FY2000	FY2001	FY2002	mid-year		FY2004	FY2005	% Change	
				FY2002	FY2003				
Sub-compact	Fixed	200	200	200	212	225	233	247	6.01%
	Mileage	0.06	0.07	0.07	0.074	0.079	0.081	0.086	6.00%
Compact	Fixed	230	230	230	244	259	268	284	5.97%
	Mileage	0.07	0.07	0.07	0.074	0.079	0.081	0.086	6.00%
Int. Wagon	Fixed	255	256	256	271	287	297	315	6.06%
	Mileage	0.07	0.09	0.09	0.095	0.101	0.105	0.111	6.00%
Intermediate	Fixed	250	251	251	266	282	292	310	6.16%
	Mileage	0.07	0.09	0.09	0.095	0.101	0.105	0.111	6.00%
Mini-van	Fixed	260	261	261	277	294	304	322	5.92%
	Mileage	0.09	0.11	0.11	0.117	0.124	0.128	0.136	6.00%
Cargo Van	Fixed	298	298	298	316	335	347	368	6.05%
	Mileage	0.15	0.15	0.15	0.159	0.169	0.174	0.185	6.00%
Pass. Van	Fixed	325	326	326	346	367	380	403	6.05%
	Mileage	0.18	0.2	0.2	0.212	0.225	0.233	0.247	6.00%
Spec. Van	Fixed	400	400	400	424	449	465	493	6.02%
	Mileage	0.15	0.18	0.18	0.191	0.202	0.209	0.222	6.00%
Full Size	Fixed	300	301	301	319	338	350	371	6.00%
	Mileage	0.1	0.11	0.11	0.117	0.124	0.128	0.136	6.00%
Police	Fixed	320	321	321	340	360	373	395	5.90%
	Mileage	0.13	0.15	0.15	0.159	0.169	0.174	0.185	6.00%
Jeep	Fixed	325	326	326	346	367	380	403	6.05%
	Mileage	0.15	0.17	0.17	0.180	0.191	0.195	0.210	6.00%
Pickup 431	Fixed	275	276	276	293	311	322	341	5.90%
	Mileage	0.15	0.15	0.15	0.159	0.169	0.174	0.185	6.00%
Pickup 531	Fixed	300	301	301	319	338	350	371	6.00%
	Mileage	0.17	0.19	0.19	0.201	0.213	0.221	0.233	6.00%
Pickup 731	Fixed	325	326	326	346	367	380	403	6.05%
	Mileage	0.17	0.19	0.19	0.201	0.213	0.221	0.233	6.00%
Pickup 931	Fixed	350	351	351	372	394	408	432	5.88%
	Mileage	0.2	0.21	0.21	0.223	0.236	0.244	0.259	6.00%
Carry-all	Fixed	390	391	391	414	439	454	481	5.95%
	Mileage	0.19	0.2	0.2	0.212	0.225	0.233	0.247	6.00%

Note: Fixed rates are rounded to the nearest whole dollar. Mileage rates are rounded to the nearest tenth of a cent. Percentages are calculated using rate numbers prior to rounding.



Six Year Rate Comparison

**MINNESOTA DEPARTMENT OF ADMINISTRATION
Office Supply Connection
FOR FISCAL YEAR 2005**

Rate	FY 2000	FY 2001	FY 2002	FY 2003	FY 2004	FY 2005
Stock Product	28.5	28.5	28.5	28.5	28.5	28.5
Markup-----Note for FY04 and FY05--27.5% Markup	on web inventory items					
Stockless Discount	46	46	46	46	48	46
Basic Office Supplies						
Stockless Discount	20	20	20	20	25	20
Small Electrical						
Stockless Discount	10	10	10	10	15	10
Not Necessarily Office Supplies						
Stockless Discount	5	5	5	5	5	5
Furniture/Appliances/ Specials						

Six Year Rate Comparison

**MINNESOTA DEPARTMENT OF ADMINISTRATION
SURPLUS SERVICES FUND 941
FOR FISCAL YEAR 2005**

Rate	FY 2000	FY 2001	FY 2002	FY 2003	FY 2004	FY 2005
Auction Admin. Fee (metro)	7%	10%	10%	10%	10%	10%
Auction Admin. Fee (out-state)	7.50%	10.50%	10.50%	10.50%	10.50%	10.50%
Host Fee	0.50%	0.50%	0.50%	0.50%	0.50%	1%
State Surplus Property Fee	Various	Various	Various	Various	Various	Various
Daily Garage Sale Fee	Various	Various	Various	Various	Various	Various
Materials Storage Fee (inside)	\$5.50*	\$5.65*	\$5.65*	\$5.65*	\$5.65*	\$5.65*
Materials Storage Fee (outside)	\$25.00~	\$25.00~	\$25.00~	\$25.00~	\$25.00~	\$25.00~
Forklift Fee	\$28.00^	\$28.00^	\$28.75^	\$28.75^	\$28.75^	\$28.75^
Truck Fee	\$35.00^	\$35.25^	\$36.00^	\$36.00^	\$36.00^	\$36.00^
Warehouse Person Fee	\$15.00^	\$21.00^	\$21.00^	\$21.00^	\$21.00^	\$21.00^
Warehouse Supervisor Fee	\$25.00^	\$27.25^	\$28.35^	\$28.35^	\$28.35^	\$28.35^
*Annual Sq. Ft. Cost						
~Vehicle Monthly						
^Hourly						

Six Year Rate Comparison

MINNESOTA DEPARTMENT OF ADMINISTRATION
Management Analysis Division
FOR FISCAL YEAR 2005

Rate	FY 2000	FY 2001	FY 2002	FY 2003	FY 2004	FY 2005
MAD Consulting	\$85	\$95	\$98	\$98	\$98	\$103
TDRC Training	N/A	N/A	N/A	N/A	N/A	\$111

