

THIS OLD HOUSE

Assessment Year 2003

A Report submitted to the State of Minnesota Legislature
pursuant to
Laws of Minnesota for 1993, Chapter 375, Article 5, Section 42.

Minnesota Statute, Section 3.197 requires that any report to the Legislature contain, at the beginning of the report, the cost of preparing the report.

The cost of preparing this report was \$1,200.00

This Old House

The 1993 Legislature enacted the “This Old House” law (M.S. 273.11, subd. 16). This Minnesota property tax program has allowed homestead property owners to exclude all or a portion of the value of qualifying improvements made to older homes. The program was designed to provide owners of older homes with an incentive to renovate their property, and in turn, preserve and revitalize older neighborhoods. This program expired for new qualifiers as of January 2, 2003, but remains for existing participants through the term of their exclusion.

Which properties were eligible?

Prior to expiring for new qualifiers, a property was eligible for this program if the following criteria were met:

1. The property had to be 45 years of age or older at the time the improvements begin.
2. The property had to be the applicant's homestead in the year the improvements are made.
3. The estimated market value of the property (before improvements) could not exceed \$400,000.
4. Relocated houses were eligible if all other requirements were met.
5. Property classified as residential homestead, agricultural homestead, relative homestead or blind/disabled homestead were eligible. This included duplexes, triplexes, condominiums, etc.
6. The improvements for a single project or in any one year had to add at least \$5,000 to the value of the property.

Under the program, homes between 45 and 70 years old were eligible to have one-half the market value (50 percent) of qualifying improvements excluded from the market value, up to a maximum exemption of \$25,000 for all qualified improvements. Properties that were 70 years or older were eligible to exclude 100 percent of their qualifying improvements, up to a maximum exemption of \$50,000.

These eligibility requirements changed over time. For example, for improvements made before July 1, 1999, the age of the house only had to be 35 years or older, the estimated market value of the home could exceed \$150,000 or \$300,000 only if the property’s community met certain criteria, and the minimum improvement value only had to be \$1,000.

Qualifying improvements

Only improvements made to the house and garage qualify. The construction of a new garage (up to 600 square feet) also qualifies if no garage exists originally. Improvements to the land, such as landscaping, a driveway, an underground sprinkler system, a sewer system, or a swimming pool do not qualify for exemption. The exemption may be applied to multiple improvements to the house and/or garage.

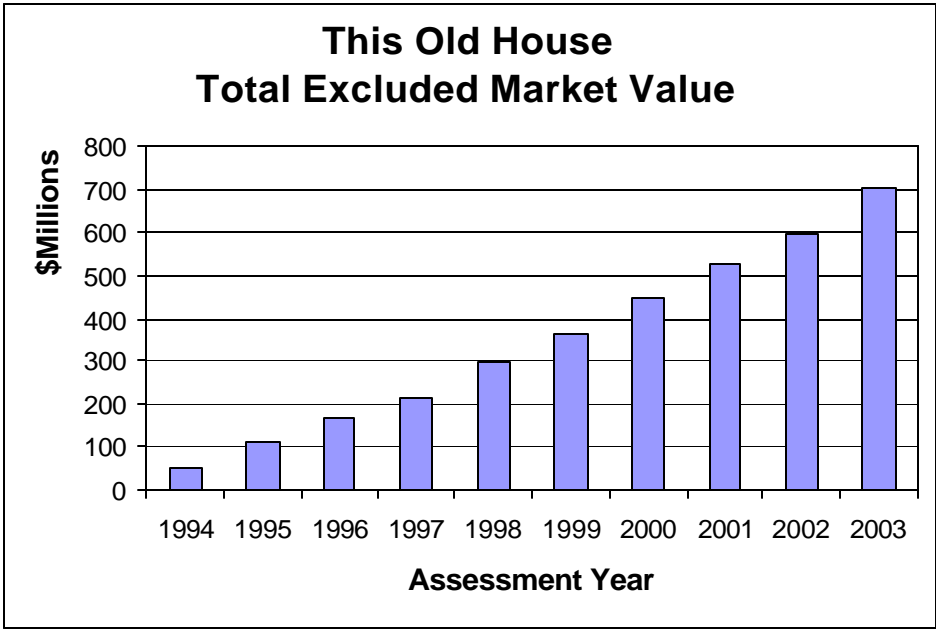
The value of improvements is determined by the assessor and relates to the additional market value added to the property, not the actual cost of the improvements. The value of qualifying improvements will be excluded from property tax for up to a maximum of 10 years. After this time, the value of improvements will be added to the assessment as follows:

- 1. 50 percent in the two subsequent assessment years if the improvements that began in any one year have a total value of \$10,000 or less; or
- 2. 20 percent in the five subsequent assessment years if the improvements that began in any one year have a total value of more than \$10,000.

Excluded Market Values

In 2003, 86 counties reported \$700,824,325 in excluded market value spread among 59,289 properties. This compares to 2002 where the same counties reported \$597,253,762 of excluded market value spread among 55,370 properties. Lake of the Woods County did not report any This Old House properties in either year.

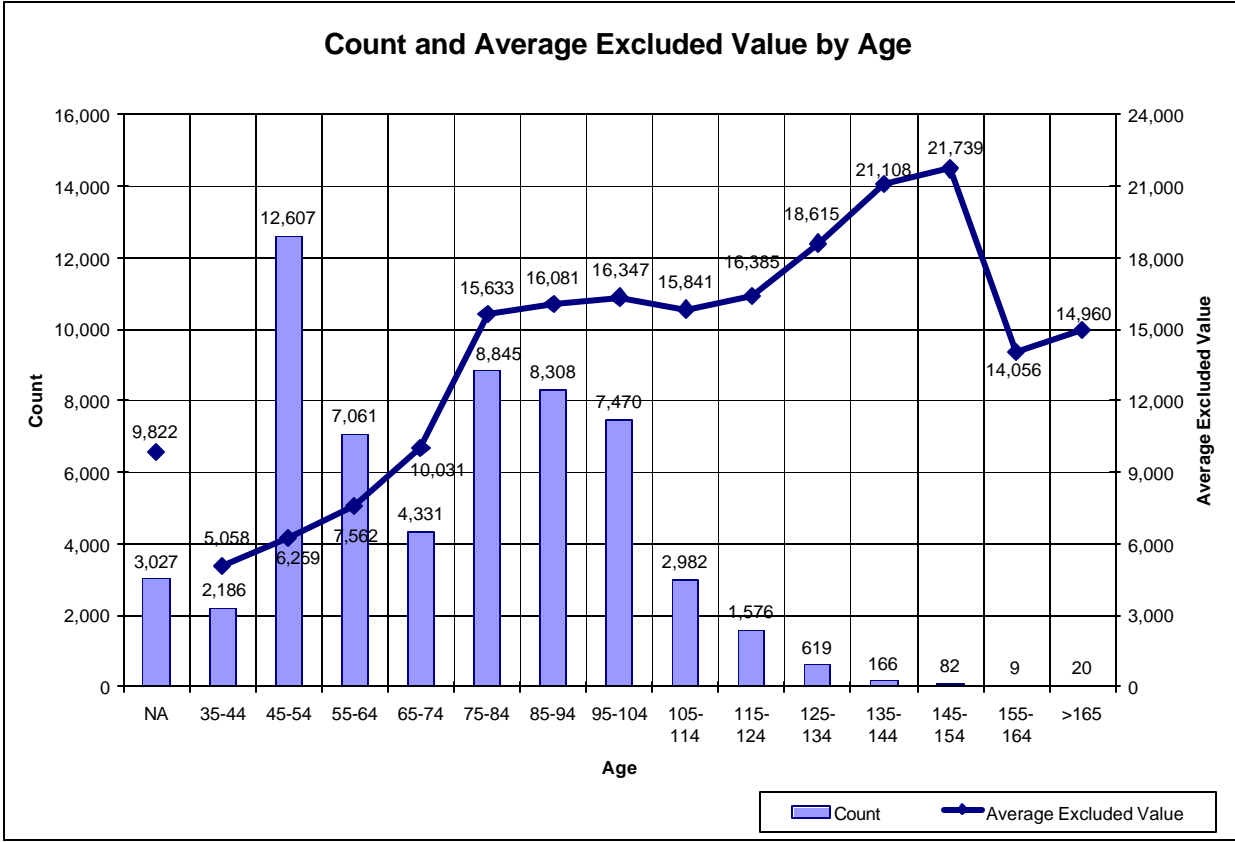
Figure 1.



As Figure 1 shows, the reported excluded market value has grown steadily each year from \$49,073,380 in 1994, the first year these values were reported, to \$700,824,325 in 2003. The somewhat larger increase for 2003 might reflect a rush to qualify prior to the program’s expiration.

This report provides some brief examination of the market value excluded from taxation under the “This Old House” program by county, age, estimated market value, improvement value, and amount of excluded value. This report also details the total market value excluded from taxation for each city and town.

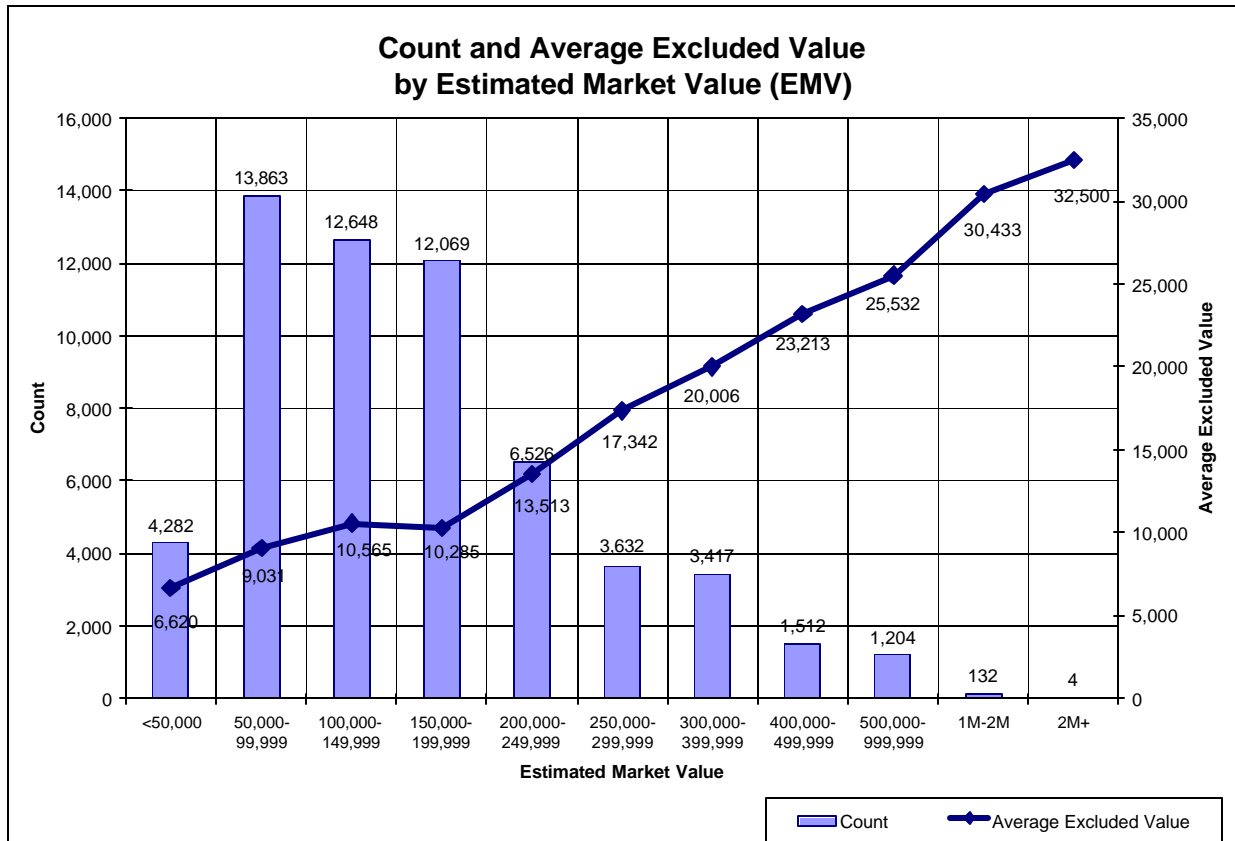
Figure 2.



Observations:

- This chart breaks the parcels in this program into age ranges, providing counts by age range and the average excluded market value for each range.
- Some counties do not report property ages, and several parcels indicated erroneous ages. These counts and the associated excluded market values appear in the NA column.
- Generally, excluded market values increase as properties get older. There is a significant jump in excluded market values for properties over 74 years old. This is due to the fact that homes over 70 years of age qualified for full exclusion of the improvement value, while homes less than 70 years of age could only exclude one-half of the improvement value. There is also a significant increase in excluded value for homes older than 125 years of age, which may suggest improvements are more extensive for significantly older homes.
- Beginning in the 2000 assessment, homes had to be 45 years old at the time of the improvement to be eligible for this exclusion. The prior age requirement was 35 years old.

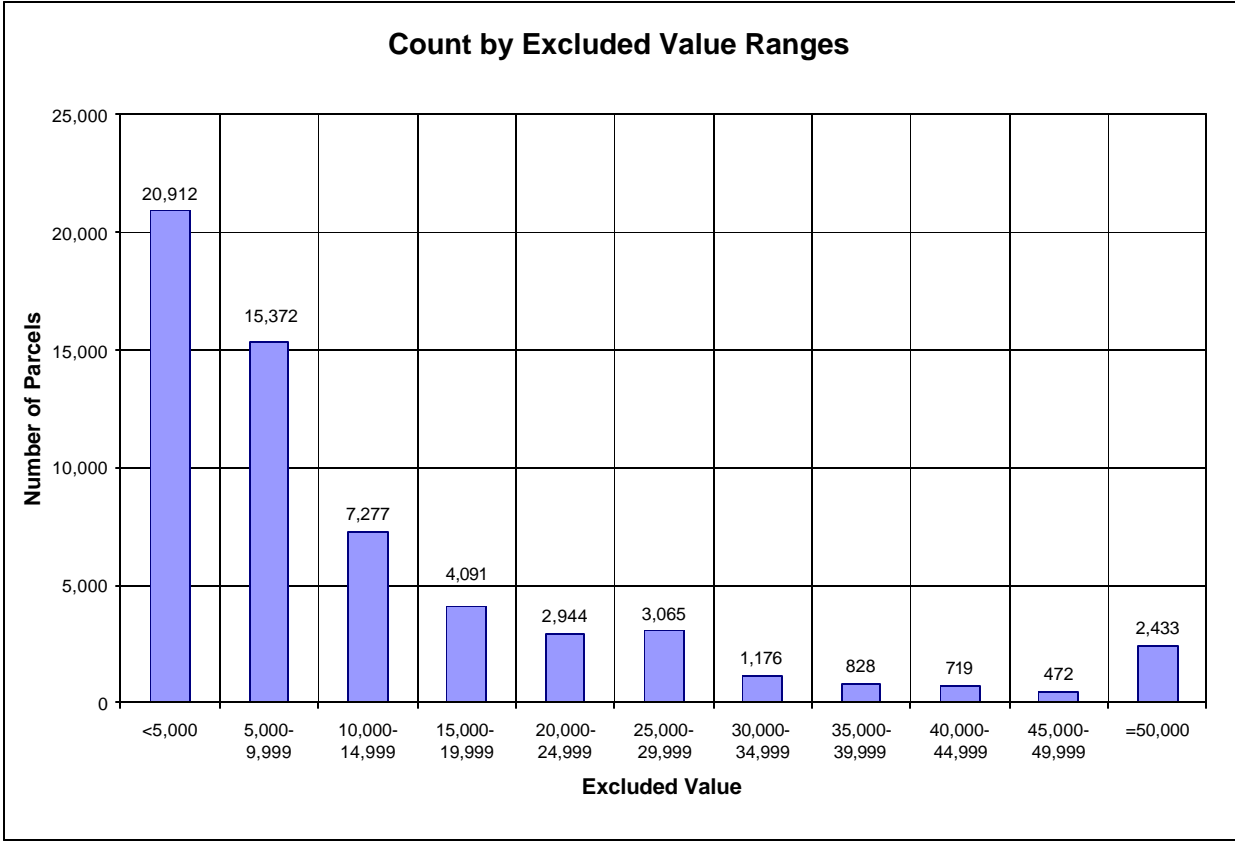
Figure 3.



Observations:

- In the first year of the program there were no EMV limits to qualify. In 1994, limits were established where EMV's of \$150,000 or less would qualify and EMV's greater than this, up to \$300,000, could qualify if the city or town met certain criteria. In 1996, these limits were changed so EMV's of greater than \$300,000 could also qualify if the city or town met other criteria. In 1999, these ranges and criteria were eliminated and the existing EMV limit of \$400,000 or less was imposed. As a result of these limits, the majority of This Old House parcels have EMV's of \$150,000 or less prior to the improvements, and 72% have current estimated market values under \$200,000.
- The average excluded value increases as EMV's increase. This excluded value particularly increases faster in ranges beyond \$200,000, suggesting that properties in cities that met the criteria for exceeding \$150,000 or \$300,000 in EMV may have generally been subject to more substantial improvements than the other participants. Moreover, owners of increasingly valuable homes may be able to afford increasingly valuable improvements.

Figure 4.



Observations:

- This chart breaks excluded market values into eleven ranges of \$5,000 increments and shows the parcel count for each range. There are 59,289 parcels in this program.
- 36,284 parcels (61% of the total) have excluded market values less than \$10,000, and the number of parcels tapers off as the ranges of excluded values increase. However, 2,433 parcels (4% of the total) have the maximum exemption of \$50,000 for homes 70 years old or older. Because homes under 70 years of age were limited to a \$25,000 maximum exclusion, the \$25,000-\$29,999 range also shows a slightly higher count than the trend would predict.
- Since the 2000 assessment, the program required a minimum qualifying improvement value of \$5,000. Prior to the 2000 assessment, the qualifying improvement value was \$1,000.
- Homes between 45 and 70 years old were eligible to have one-half the market value of qualifying improvements excluded from the market value while homes that were 70 years or older were eligible to exclude 100 percent of their qualifying improvements. The reduced exclusion and greater numbers of homes under 70 years of age contributes to the front loading of the chart.

This Old House by County

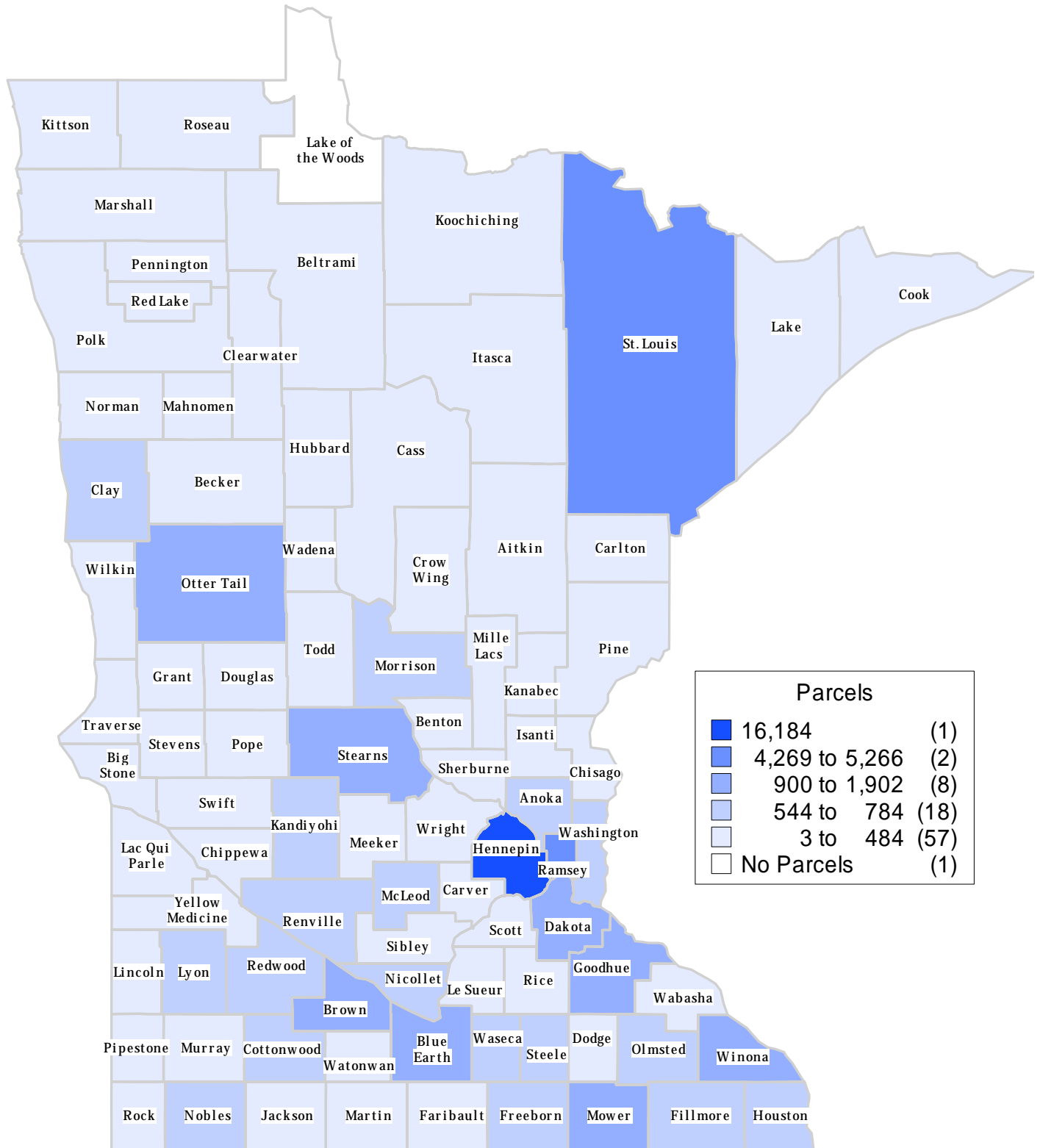
The following maps and table on pages 10-11 summarize This Old House participation by county. Hennepin County has by far the largest participation with 16,184 parcels, or 27% of all participants. Ramsey and St. Louis counties are next with 5,266 and 4,269 parcels, respectively. These counties contain Minnesota’s three first class cities (Minneapolis, St. Paul, and Duluth), which each have a large population of older homes. The remaining 57% of This Old House participants are well scattered around the state. Some of the counties with the most participants are Dakota, Stearns, Otter Tail, Mower, and Goodhue.

City, Town, and Detail Data

Following the maps is a list of This Old House excluded market value by city and town. The detail parcel data, including age, estimated market value, improvement market value, and the excluded market value is available by request. Please contact Dean Carter at 651-556-6100 to request this data.

THIS OLD HOUSE PARCELS

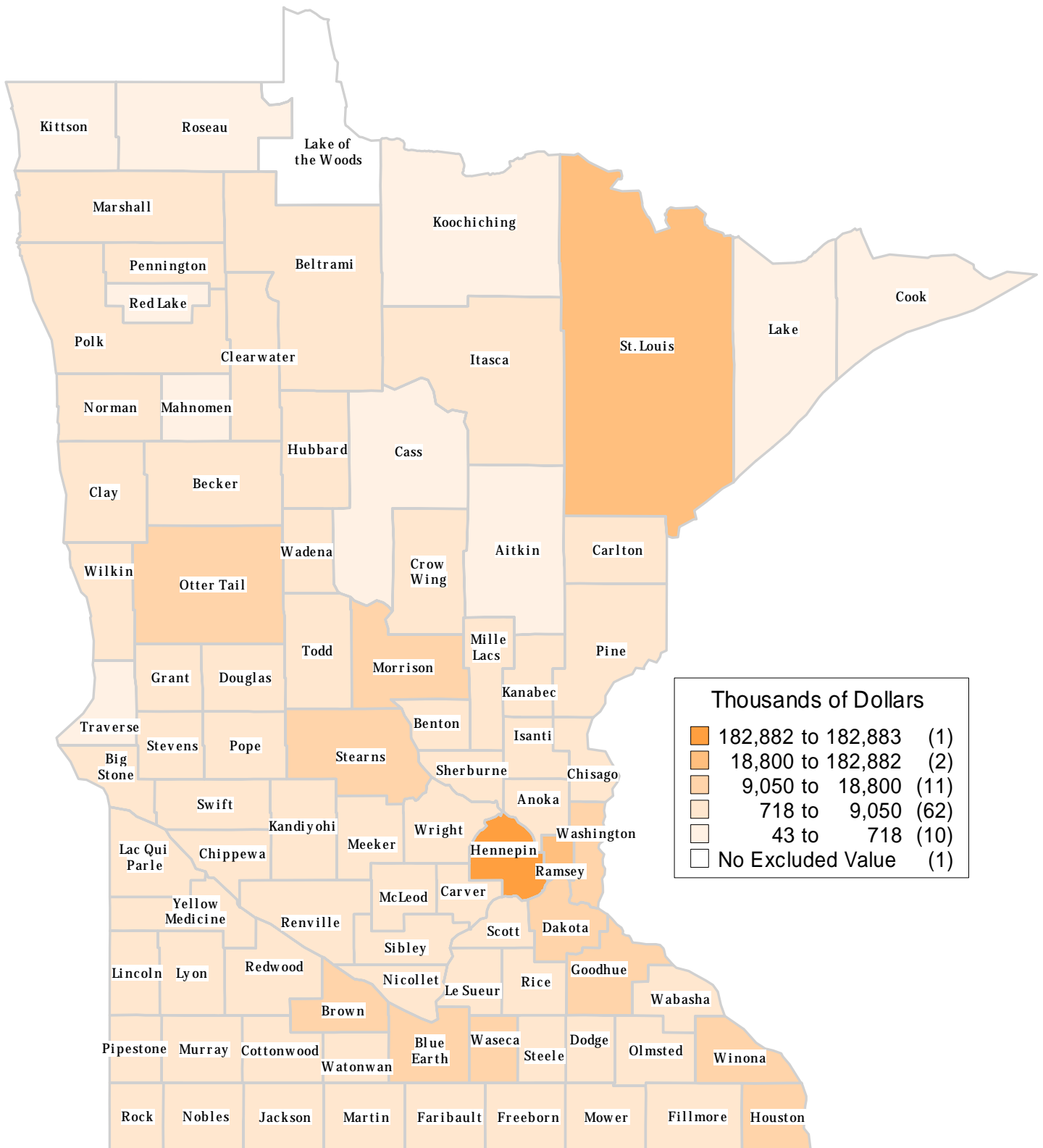
By County



Source: Minnesota Revenue
 Prepared: February 25, 2004

THIS OLD HOUSE TOTAL EXCLUDED VALUE 2003

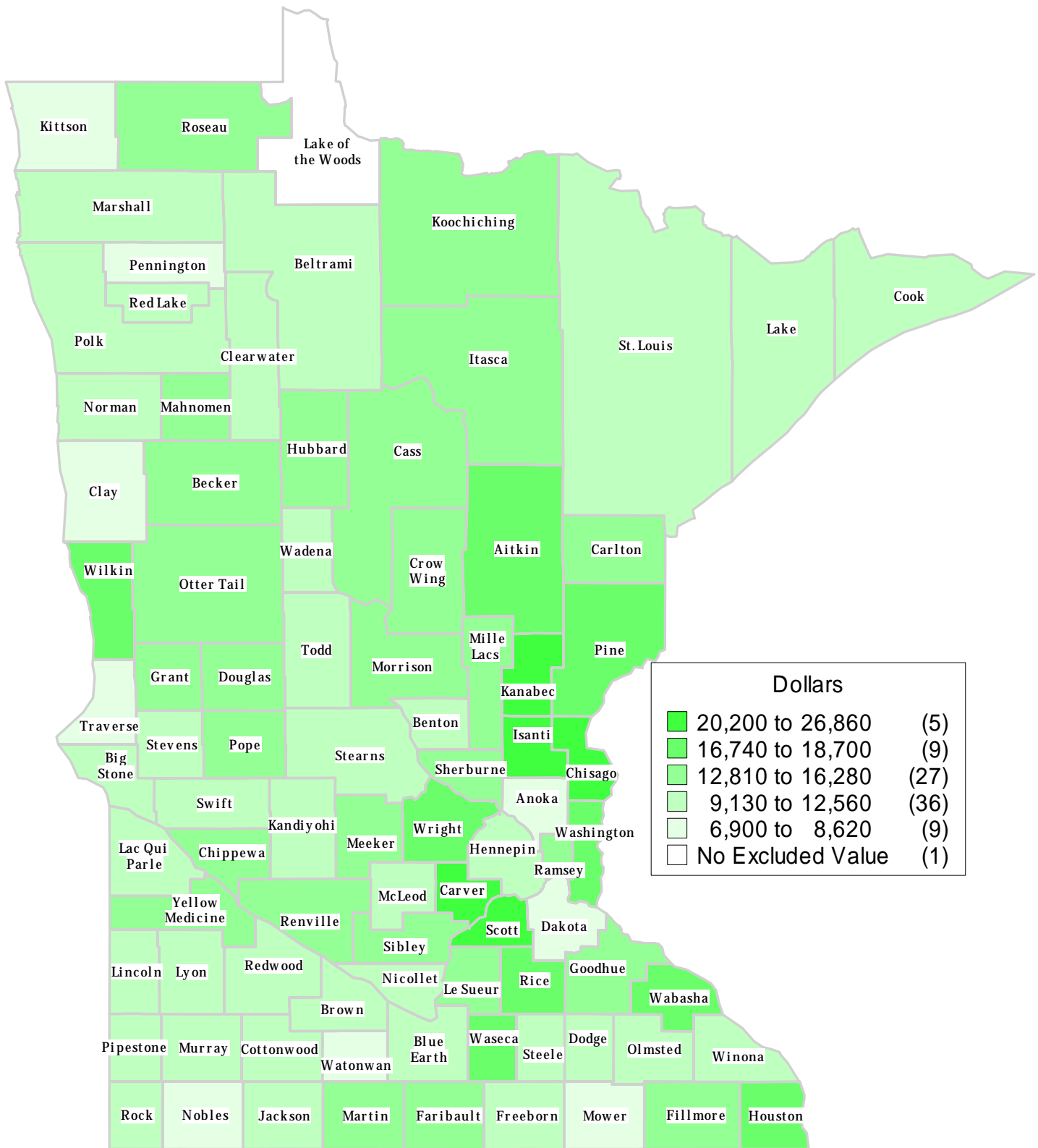
By County



Source: Minnesota Revenue
 Prepared: February 25, 2004

THIS OLD HOUSE AVERAGE EXCLUDED VALUE 2003

By County



Source: Minnesota Revenue
 Prepared: February 25, 2004

This Old House Parcel Counts, Age, Estimated Market Value, Improvement Market Value, and Excluded Market Value by County

County	Count	Age	Estimated Market Value		Improvement Market Value		Excluded Market Value	
		Average	Total	Average	Total	Average	Total	Average
01 Aitkin	39	75	\$5,735,600	\$147,067	\$995,600	\$25,528	\$717,300	\$18,392
02 Anoka	754	57	125,573,200	166,543	10,198,783	13,526	5,597,900	7,424
03 Becker	338	76	45,286,600	133,984	7,221,272	21,365	5,068,900	14,997
04 Beltrami	293	73	24,131,100	82,359	4,802,400	16,390	3,467,700	11,835
05 Benton	271	80	36,197,400	133,570	4,141,500	15,282	3,047,800	11,246
06 Big Stone	257	84	14,759,100	57,428	2,942,400	11,449	2,450,600	9,535
07 Blue Earth	1,090	82	145,556,320	133,538	12,796,012	11,761	11,336,900	10,401
08 Brown	1,072	80	117,814,200	109,901	14,554,143	13,577	11,616,100	10,836
09 Carlton	124	71	14,346,800	115,700	2,260,700	18,231	1,757,600	14,174
10 Carver	232	86	58,676,100	252,914	6,508,100	28,052	4,920,600	21,209
11 Cass	35	66	7,044,500	201,271	763,108	21,803	486,600	13,903
12 Chippewa	293	79	28,047,900	95,727	4,666,900	15,928	3,752,700	12,808
13 Chisago	135	91	28,441,100	210,675	3,912,300	28,980	3,183,100	23,579
14 Clay	568	66	50,799,800	89,436	6,065,967	10,680	4,224,000	7,437
15 Clearwater	198	76	14,552,600	73,498	3,106,400	15,689	2,482,000	12,535
16 Cook	10	60	1,632,900	163,290	171,777	17,178	122,400	12,240
17 Cottonwood	549	77	53,393,200	97,255	7,106,177	12,944	5,501,000	10,020
18 Crow Wing	78	67	15,501,500	198,737	2,043,900	26,204	1,269,650	16,278
19 Dakota	1,902	66	358,390,500	188,428	21,324,924	11,212	14,951,600	7,861
20 Dodge	400	94	52,900,200	132,251	5,334,400	13,336	4,737,900	11,845
21 Douglas	371	84	51,327,800	138,350	6,716,400	18,104	5,250,200	14,151
22 Faribault	83	84	8,193,700	98,719	1,395,600	16,814	1,126,100	13,567
23 Fillmore	547	95	77,167,500	141,074	7,995,558	14,617	7,217,400	13,195
24 Freeborn	614	71	64,120,400	104,431	8,091,800	13,179	5,605,000	9,129
25 Goodhue	1,111	88	186,084,200	167,493	20,864,450	18,780	16,658,800	14,994
26 Grant	180	84	18,600,000	103,333	3,557,900	19,766	2,908,900	16,161
27 Hennepin	16,184	69	4,025,142,100	248,711	237,261,225	14,661	182,882,175	11,300
28 Houston	577	87	70,389,800	121,993	12,137,790	21,036	10,015,400	17,358
29 Hubbard	85	76	10,512,900	123,681	1,896,500	22,312	1,241,300	14,604
30 Isanti	181	89	35,169,500	194,307	6,260,348	34,588	4,860,900	26,856
31 Itasca	88	69	10,696,800	121,555	1,658,137	18,842	1,224,300	13,913
32 Jackson	166	82	13,542,900	81,584	2,190,600	13,196	1,848,700	11,137
33 Kanabec	68	82	11,609,300	170,725	1,942,300	28,563	1,374,000	20,206
34 Kandiyohi	618	78	73,633,600	119,148	10,133,300	16,397	7,596,300	12,292
35 Kittson	92	79	5,055,100	54,947	860,900	9,358	663,400	7,211
36 Koochiching	3	70	205,800	68,600	87,300	29,100	43,800	14,600
37 Lac Qui Parle	199	85	17,947,600	90,189	2,380,400	11,962	2,077,800	10,441
38 Lake	70	80	6,772,500	96,750	937,232	13,389	701,650	10,024
39 Lake of the Woods	0	0	0	0	0	0	0	0
40 LeSueur	330	87	50,427,500	152,811	5,775,800	17,502	4,792,900	14,524
41 Lincoln	372	84	30,882,500	83,017	4,917,000	13,218	4,444,200	11,947
42 Lyon	784	80	76,799,900	97,959	10,630,400	13,559	8,479,000	10,815
43 McLeod	761	79	93,199,100	122,469	10,309,633	13,547	7,794,500	10,242
44 Mahnomen	19	81	2,229,100	117,321	343,700	18,089	285,400	15,021
45 Marshall	177	83	10,652,300	60,182	2,428,708	13,722	2,054,600	11,608
46 Martin	197	77	15,632,800	79,354	3,288,892	16,695	2,557,900	12,984
47 Meeker	283	82	37,941,100	134,067	5,550,400	19,613	4,238,400	14,977
48 Mille Lacs	156	81	24,620,600	157,824	2,859,500	18,330	2,332,400	14,951
49 Morrison	697	85	91,020,700	130,589	13,528,300	19,409	11,098,400	15,923
50 Mower	1,226	71	121,858,300	99,395	11,917,200	9,720	8,461,100	6,901
51 Murray	355	80	36,881,400	103,891	4,717,698	13,289	3,759,100	10,589
52 Nicollet	674	80	94,355,600	139,993	8,050,900	11,945	6,166,000	9,148
53 Nobles	666	74	59,836,300	89,844	7,298,400	10,959	5,688,300	8,541
54 Norman	97	83	6,870,800	70,833	1,541,600	15,893	1,206,000	12,433
55 Olmsted	774	71	130,718,500	168,887	7,140,200	14,875	7,813,950	10,096
56 Otter Tail	1,301	82	153,260,000	117,802	24,791,500	19,056	18,798,400	14,449
57 Pennington	470	75	31,997,900	68,081	5,316,100	11,311	4,052,400	8,622
58 Pine	179	83	25,529,100	142,621	3,728,633	20,830	3,117,100	17,414
59 Pipestone	386	79	32,058,700	83,054	4,767,700	12,352	3,893,700	10,087
60 Polk	467	82	32,705,900	70,034	7,007,068	15,004	5,808,200	12,437
61 Pope	406	84	47,753,700	117,620	6,308,100	15,537	5,203,500	12,817

This Old House Parcel Counts, Age, Estimated Market Value, Improvement Market Value, and Excluded Market Value by County

County	Count	Age	Estimated Market Value		Improvement Market Value		Excluded Market Value	
		Average	Total	Average	Total	Average	Total	Average
62 Ramsey	5,266	75	1,276,054,100	242,319	95,492,520	18,134	71,770,700	13,629
63 Red Lake	18	84	849,000	47,167	230,900	12,828	209,300	11,628
64 Redwood	544	79	52,308,000	96,154	7,662,400	14,085	6,174,300	11,350
65 Renville	637	81	59,254,800	93,022	10,364,300	16,270	8,547,900	13,419
66 Rice	472	90	101,596,000	215,246	9,272,800	19,646	8,046,300	17,047
67 Rock	300	84	31,413,700	104,712	4,124,900	13,750	3,585,400	11,951
68 Roseau	35	76	3,336,800	95,337	694,977	19,856	505,100	14,431
69 St. Louis	4,269	74	465,755,600	109,102	18,825,000	11,922	40,950,400	9,593
70 Scott	53	83	12,880,500	243,028	1,648,301	31,100	1,168,700	22,051
71 Sherburne	139	72	22,476,300	161,700	2,689,400	19,348	2,005,400	14,427
72 Sibley	457	80	63,916,200	139,860	8,968,000	19,624	7,223,600	15,807
73 Stearns	1,315	75	172,354,900	131,068	17,960,090	13,658	14,124,700	10,741
74 Steele	629	80	79,885,900	127,005	8,095,800	12,871	6,491,900	10,321
75 Stevens	112	79	9,454,100	84,412	1,396,800	12,471	1,061,500	9,478
76 Swift	180	83	13,770,200	76,501	2,287,200	12,707	1,884,900	10,472
77 Todd	314	84	32,573,500	103,737	4,616,900	14,704	3,944,100	12,561
78 Traverse	78	89	6,406,600	82,136	757,500	9,712	661,100	8,476
79 Wabasha	111	95	17,369,800	156,485	2,224,200	20,038	1,978,400	17,823
80 Wadena	143	81	12,550,500	87,766	2,206,100	15,427	1,662,800	11,628
81 Waseca	703	88	104,927,000	149,256	13,592,800	19,335	11,765,100	16,736
82 Washington	744	91	180,581,900	242,718	16,936,700	22,764	13,355,400	17,951
83 Watonwan	350	84	35,462,500	101,321	3,384,557	9,670	2,828,800	8,082
84 Wilkin	74	84	6,214,700	83,982	1,774,700	23,982	1,377,100	18,609
85 Winona	900	95	118,056,300	131,174	11,753,327	13,059	10,193,500	11,326
86 Wright	484	84	99,535,900	205,653	11,594,850	23,956	9,049,600	18,698
87 Yellow Medicine	310	84	31,030,000	100,097	5,083,900	16,400	4,224,400	13,627
Statewide	59,289	76	\$10,102,198,720	\$170,389	\$863,140,857	\$15,331	\$700,824,325	\$11,820

All averages were adjusted to exclude missing/erroneous values, which were generally insignificant, except in St. Louis and Olmsted counties which reported no age or improvement market value for 2,690 and 294 parcels, respectively.

Improvement market values contain reported values when provided and computed estimates when missing that are based on homes 45 to 70 years old allowing half of the improvement value to be excluded and homes 70 year or older allowing the full improvement value to be excluded.

COUNTY	CITY OR TOWN	EXCLUDED VALUE
AITKIN	AITKIN CITY OF	137,900
	FARM ISLAND TOWN OF	33,000
	GLEN TOWN OF	25,000
	HAZELTON TOWN OF	82,200
	HILL CITY CITY OF	4,200
	JEVNE TOWN OF	25,000
	KIMBERLY TOWN OF	68,500
	LAKESIDE TOWN OF	25,000
	LIBBY TOWN OF	800
	MACVILLE TOWN OF	7,600
	MALMO TOWN OF	25,000
	NORRLAND TOWN OF	110,900
	SHAMROCK TOWN OF	76,200
	SPENCER TOWN OF	5,600
VERDON TOWN OF	50,000	
WAGNER TOWN OF	40,400	
AITKIN TOTAL		717,300
ANOKA	ANDOVER CITY OF	127,200
	ANOKA CITY OF	1,403,100
	BLAINE CITY OF	297,600
	BURNS TOWN OF	176,400
	CENTERVILLE CITY OF	7,500
	CIRCLE PINES CITY OF	127,300
	COLUMBIA HEIGHTS CITY OF	555,600
	COLUMBUS TOWN OF	154,500
	COON RAPIDS CITY OF	1,036,000
	EAST BETHEL CITY OF	82,400
	FRIDLEY CITY OF	1,033,900
	HAM LAKE CITY OF	108,500
	LEXINGTON CITY OF	81,800
	LINO LAKES CITY OF	78,700
	LINWOOD TOWN OF	34,300
	OAK GROVE CITY OF	28,300
RAMSEY CITY OF	109,800	
SPRING LAKE PARK CITY OF	78,400	
ST FRANCIS CITY OF	76,600	
ANOKA TOTAL		5,597,900
BECKER	ATLANTA TOWN OF	12,100
	AUDUBON CITY OF	83,900
	AUDUBON TOWN OF	59,700
	BURLINGTON TOWN OF	136,100
	CALLAWAY CITY OF	8,100
	CALLAWAY TOWN OF	50,700
	CARSONVILLE TOWN OF	11,600
	CORMORANT TOWN OF	124,300
	CUBA TOWN OF	39,800
	DETROIT LAKES CITY OF	2,076,400
	DETROIT TOWN OF	129,100
	EAGLE VIEW TOWN OF	46,800
	ERIE TOWN OF	132,300
EVERGREEN TOWN OF	21,000	
FRAZEE CITY OF	362,700	
HAMDEN TOWN OF	38,700	

COUNTY	CITY OR TOWN	EXCLUDED VALUE
	HEIGHT OF LAND TOWN OF	92,900
	HOLMESVILLE TOWN OF	17,900
	LAKE EUNICE TOWN OF	103,400
	LAKE PARK CITY OF	315,600
	LAKE PARK TOWN OF	81,100
	LAKE VIEW TOWN OF	802,100
	OSAGE TOWN OF	29,700
	RICHWOOD TOWN OF	74,800
	RUNEBERG TOWN OF	51,600
	SILVER LEAF TOWN OF	58,700
	SPRUCE GROVE TOWN OF	25,100
	TOAD LAKE TOWN OF	6,700
	TWO INLETS TOWN OF	2,600
	WALWORTH TOWN OF	26,500
	WHITE EARTH TOWN OF	4,100
	WOLF LAKE CITY OF	13,800
	WOLF LAKE TOWN OF	29,000
BECKER TOTAL		5,068,900
BELTRAMI	ALASKA TOWN OF	18,200
	BATTLE TOWN OF	15,400
	BEMIDJI CITY OF	1,748,100
	BEMIDJI TOWN OF	231,700
	BENVILLE TOWN OF	46,800
	BIRCH TOWN OF	13,200
	BLACKDUCK CITY OF	126,100
	BUZZLE TOWN OF	42,000
	CORMANT TOWN OF	4,100
	DURAND TOWN OF	5,300
	FROHN TOWN OF	166,900
	GRANT VALLEY TOWN OF	18,800
	HAGALI TOWN OF	85,700
	HINES TOWN OF	210,900
	JONES TOWN OF	18,100
	KELLIHER CITY OF	14,900
	KELLIHER TOWN OF	11,000
	LAMMERS TOWN OF	16,900
	LANGOR TOWN OF	16,000
	LIBERTY TOWN OF	66,500
	MAPLE RIDGE TOWN OF	10,900
	NEBISH TOWN OF	49,800
	NORTHERN TOWN OF	153,600
	PORT HOPE TOWN OF	15,500
	ROOSEVELT TOWN OF	50,900
	SHOOKS TOWN OF	15,800
	SOLWAY CITY OF	33,800
	SPRUCE GROVE TOWN OF	18,600
	STEENERSON TOWN OF	43,000
	SUMMIT TOWN OF	87,900
	TAYLOR TOWN OF	8,800
	TEN LAKE TOWN OF	15,200
	TENSTRIKE CITY OF	2,500
	TURTLE LAKE TOWN OF	70,900
	TURTLE RIVER TOWN OF	13,900
BELTRAMI TOTAL		3,467,700

COUNTY	CITY OR TOWN	EXCLUDED VALUE
BENTON	ALBERTA TOWN OF	19,900
	FOLEY CITY OF	332,200
	GILMANTON TOWN OF	235,300
	GLENDORADO TOWN OF	229,700
	GRAHAM TOWN OF	30,600
	GRANITE LEDGE TOWN OF	95,600
	LANGOLA TOWN OF	16,500
	MAYHEW LAKE TOWN OF	223,100
	MAYWOOD TOWN OF	247,300
	MINDEN TOWN OF	129,900
	RICE CITY OF	63,600
	RONNEBY CITY OF	18,100
	SARTELL CITY OF	13,000
	SAUK RAPIDS CITY OF	474,900
	SAUK RAPIDS TOWN OF	179,500
	ST CLOUD CITY OF	509,300
ST GEORGE TOWN OF	125,600	
WATAB TOWN OF	103,700	
BENTON TOTAL		3,047,800
BIG STONE	AKRON TOWN OF	53,600
	ALMOND TOWN OF	74,600
	BARRY CITY OF	5,600
	BEARDSLEY CITY OF	249,300
	BIG STONE TOWN OF	112,700
	BROWNS VALLEY TOWN OF	123,100
	CLINTON CITY OF	138,500
	CORRELL CITY OF	32,800
	FOSTER TOWN OF	49,200
	GRACEVILLE CITY OF	464,300
	GRACEVILLE TOWN OF	28,000
	JOHNSON CITY OF	11,200
	MOONSHINE TOWN OF	16,100
	ODESSA CITY OF	123,500
	ODESSA TOWN OF	25,300
	ORTONVILLE CITY OF	814,200
	ORTONVILLE TOWN OF	4,600
	OTREY TOWN OF	7,300
PRIOR TOWN OF	109,000	
TOQUA TOWN OF	7,700	
BIG STONE TOTAL		2,450,600
BLUE EARTH	AMBOY CITY OF	124,700
	BEAUFORD TOWN OF	369,300
	BUTTERNUT VALLEY TOWN OF	221,600
	CAMBRIA TOWN OF	112,000
	CERESCO TOWN OF	10,300
	DANVILLE TOWN OF	156,700
	DECORIA TOWN OF	487,600
	EAGLE LAKE CITY OF	151,300
	GARDEN CITY TOWN OF	267,600
	GOOD THUNDER CITY OF	231,100
	JAMESTOWN TOWN OF	146,200
JUDSON TOWN OF	222,000	

COUNTY	CITY OR TOWN	EXCLUDED VALUE
	LAKE CRYSTAL CITY OF	865,000
	LERAY TOWN OF	367,500
	LIME TOWN OF	84,500
	LINCOLN TOWN OF	127,100
	LYRA TOWN OF	387,600
	MADISON LAKE CITY OF	192,100
	MANKATO CITY OF	3,754,800
	MANKATO TOWN OF	406,500
	MAPLETON CITY OF	466,600
	MAPLETON TOWN OF	238,600
	MCPHERSON TOWN OF	268,200
	MEDO TOWN OF	79,900
	MINNESOTA LAKE CITY OF	25,000
	PEMBERTON CITY OF	44,100
	PLEASANT MOUND TOWN OF	156,700
	RAPIDAN TOWN OF	346,200
	SHELBY TOWN OF	160,700
	SKYLINE CITY OF	53,800
	SOUTH BEND TOWN OF	244,600
	ST CLAIR CITY OF	142,300
	STERLING TOWN OF	112,500
	VERNON CENTER CITY OF	122,800
	VERNON CENTER TOWN OF	189,400
BLUE EARTH TOTAL		11,336,900
BROWN		
	ALBIN TOWN OF	234,800
	BASHAW TOWN OF	115,000
	BURNSTOWN TOWN OF	123,900
	COBDEN CITY OF	6,000
	COMFREY CITY OF	369,700
	COTTONWOOD TOWN OF	323,600
	EDEN TOWN OF	290,200
	HANSKA CITY OF	313,300
	HOME TOWN OF	144,800
	LAKE HANSKA TOWN OF	372,800
	LEAVENWORTH TOWN OF	308,000
	LINDEN TOWN OF	400,300
	MILFORD TOWN OF	428,000
	MULLIGAN TOWN OF	97,700
	NEW ULM CITY OF	4,163,400
	NORTH STAR TOWN OF	101,600
	PRAIRIEVILLE TOWN OF	429,400
	SIGEL TOWN OF	223,400
	SLEEPY EYE CITY OF	1,571,100
	SPRINGFIELD CITY OF	1,176,200
	STARK TOWN OF	378,700
	STATELY TOWN OF	44,200
BROWN TOTAL		11,616,100
CARLTON		
	ATKINSON TOWN OF	85,300
	BARNUM TOWN OF	30,800
	BESEMAN TOWN OF	78,000
	CLOQUET CITY OF	533,900
	CORONA TWP (UNORG)	19,400
	CROMWELL CITY OF	18,300

COUNTY	CITY OR TOWN	EXCLUDED VALUE
	EAGLE TOWN OF	31,800
	KALEVALA TOWN OF	9,200
	MAHTOWA TOWN OF	90,100
	MOOSE LAKE CITY OF	13,700
	MOOSE LAKE TOWN OF	17,500
	PERCH LAKE TOWN OF	66,500
	RED CLOVER TWP (UNORG)	103,100
	SAWYER TWP (UNORG)	29,300
	SCANLON CITY OF	80,000
	SILVER BROOK TOWN OF	63,900
	SKELTON TOWN OF	30,000
	THOMSON TOWN OF	260,900
	TWIN LAKES TOWN OF	106,100
	WRENSHALL CITY OF	19,600
	WRENSHALL TOWN OF	70,200
CARLTON TOTAL		1,757,600
CARVER	BENTON TOWN OF	333,200
	CAMDEN TOWN OF	214,100
	CARVER CITY OF	92,000
	CHANHASSEN CITY OF	674,600
	CHASKA CITY OF	124,000
	CHASKA TOWN OF	5,000
	COLOGNE CITY OF	44,800
	DAHLGREN TOWN OF	389,800
	HAMBURG CITY OF	77,100
	HANCOCK TOWN OF	186,500
	HOLLYWOOD TOWN OF	254,300
	LAKETOWN TOWN OF	253,700
	MAYER CITY OF	96,800
	NEW GERMANY CITY OF	116,100
	NORWOOD YOUNG AMERICA CIT	392,900
	SAN FRANCISCO TOWN OF	124,000
	VICTORIA CITY OF	66,900
	WACONIA CITY OF	469,400
	WACONIA TOWN OF	333,900
	WATERTOWN CITY OF	75,600
	WATERTOWN TOWN OF	317,800
	YOUNG AMERICA TOWN OF	278,100
CARVER TOTAL		4,920,600
CASS	BACKUS CITY OF	9,600
	BOY LAKE TOWN OF	36,800
	BYRON TOWN OF	29,200
	CHICKAMAW BEACH CITY OF	2,000
	CROOKED LAKE TOWN OF	19,200
	EAST GULL LAKE CITY OF	15,200
	FAIRVIEW TOWN OF	5,700
	FEDERAL DAM CITY OF	25,600
	HACKENSACK CITY OF	4,700
	HIRAM TOWN OF	9,800
	LAKE SHORE CITY OF	57,600
	LEECH LAKE TOWN OF	67,300
	MAY TOWN OF	8,100
	PINE RIVER CITY OF	8,700

COUNTY	CITY OR TOWN	EXCLUDED VALUE
	PINE RIVER TOWN OF	7,100
	PONTO LAKE TOWN OF	9,700
	REMER CITY OF	4,300
	SHINGOBEE TOWN OF	48,500
	SYLVAN TOWN OF	32,000
	THUNDER LAKE TOWN OF	19,700
	TURTLE LAKE TOWN OF	3,100
	WALKER CITY OF	62,700
CASS TOTAL		486,600
CHIPPEWA		
	BIG BEND TOWN OF	35,000
	CLARA CITY CITY OF	254,400
	CRATE TOWN OF	33,200
	GRACE TOWN OF	65,000
	GRANITE FALLS CITY OF	156,400
	GRANITE FALLS TOWN OF	30,200
	KRAGERO TOWN OF	72,500
	LEENTHROP TOWN OF	223,400
	LONE TREE TOWN OF	127,500
	LOURISTON TOWN OF	17,300
	MANDT TOWN OF	87,900
	MAYNARD CITY OF	106,900
	MILAN CITY OF	181,100
	MONTEVIDEO CITY OF	1,405,200
	RHEIDERLAND TOWN OF	82,500
	ROSEWOOD TOWN OF	72,600
	SPARTA TOWN OF	329,800
	STONEHAM TOWN OF	96,300
	TUNSBURG TOWN OF	106,500
	WATSON CITY OF	160,600
	WOODS TOWN OF	108,400
CHIPPEWA TOTAL		3,752,700
CHISAGO		
	AMADOR TOWN OF	179,700
	CENTER CITY CITY OF	288,700
	CHISAGO CITY CITY OF	319,600
	CHISAGO LAKE TOWN OF	284,000
	FISH LAKE TOWN OF	143,500
	FRANCONIA TOWN OF	188,400
	HARRIS CITY OF	169,300
	LENT TOWN OF	67,800
	LINDSTROM CITY OF	255,500
	NESSEL TOWN OF	211,100
	NORTH BRANCH CITY OF	122,300
	RUSH CITY CITY OF	245,900
	RUSHSEBA TOWN OF	49,600
	SHAFER CITY OF	37,500
	SHAFER TOWN OF	261,900
	STACY CITY OF	67,700
	SUNRISE TOWN OF	19,500
	TAYLORS FALLS CITY OF	138,100
	WYOMING CITY OF	30,000
	WYOMING TOWN OF	103,000
CHISAGO TOTAL		3,183,100

COUNTY	CITY OR TOWN	EXCLUDED VALUE
CLAY	ALLIANCE TOWN OF	28,400
	BARNESVILLE CITY OF	218,200
	BARNESVILLE TOWN OF	2,700
	COMSTOCK CITY OF	20,200
	CROMWELL TOWN OF	219,500
	DILWORTH CITY OF	141,500
	EGLON TOWN OF	182,000
	ELKTON TOWN OF	11,100
	ELMWOOD TOWN OF	89,100
	FELTON CITY OF	47,900
	FELTON TOWN OF	17,600
	GEORGETOWN CITY OF	3,200
	GEORGETOWN TOWN OF	30,900
	GLYNDON CITY OF	20,600
	GLYNDON TOWN OF	144,600
	GOOSE PRAIRIE TOWN OF	70,800
	HAGEN TOWN OF	35,700
	HAWLEY CITY OF	314,800
	HAWLEY TOWN OF	47,400
	HIGHLAND GROVE TOWN OF	167,200
	HITTERDAL CITY OF	64,300
	HOLY CROSS TOWN OF	32,400
	HUMBOLDT TOWN OF	10,600
	KRAGNES TOWN OF	34,300
	KURTZ TOWN OF	7,200
	MOLAND TOWN OF	54,800
	MOORHEAD CITY OF	1,601,600
	MOORHEAD TOWN OF	50,000
	MORKEN TOWN OF	35,100
	OAKPORT TOWN OF	113,600
	PARKE TOWN OF	62,500
RIVERTON TOWN OF	28,000	
SABIN CITY OF	35,000	
SPRING PRAIRIE TOWN OF	24,200	
TANSEM TOWN OF	62,500	
ULEN CITY OF	79,500	
ULEN TOWN OF	90,000	
VIDING TOWN OF	25,000	
CLAY TOTAL		4,224,000
CLEARWATER	BAGLEY CITY OF	470,600
	BEAR CREEK TOWN OF	4,700
	CLEARBROOK CITY OF	349,200
	CLOVER TOWN OF	28,700
	COPLEY TOWN OF	130,200
	DUDLEY TOWN OF	121,200
	EDDY TOWN OF	140,700
	FALK TOWN OF	56,800
	GONVICK CITY OF	169,000
	GREENWOOD TOWN OF	23,400
	HOLST TOWN OF	45,900
	LAPRAIRIE TOWN OF	49,200
	LEON TOWN OF	137,500
MINERVA TOWN OF	39,000	
MOOSE CREEK TOWN OF	25,000	

COUNTY	CITY OR TOWN	EXCLUDED VALUE
	NORA TOWN OF	130,100
	PINE LAKE TOWN OF	66,600
	POPPLE TOWN OF	86,900
	SHEVLIN CITY OF	158,800
	SHEVLIN TOWN OF	91,700
	SINCLAIR TOWN OF	76,900
	WINSOR TOWN OF	79,900
CLEARWATER TOTAL		2,482,000
COOK	GRAND MARAIS CITY OF	40,300
	LUTSEN TOWN OF	13,200
	UNORG RGE 1E	55,700
	UNORG RGE 3E	10,200
	UNORG RGE 3W	3,000
COOK TOTAL		122,400
COTTONWOOD	AMBOY TOWN OF	31,300
	AMO TOWN OF	119,100
	ANN TOWN OF	132,700
	BINGHAM LAKE CITY OF	51,500
	CARSON TOWN OF	103,300
	COMFREY CITY OF	10,900
	DALE TOWN OF	121,200
	DELTON TOWN OF	46,400
	GERMANTOWN TOWN OF	134,800
	GREAT BEND TOWN OF	100,000
	HIGHWATER TOWN OF	186,300
	JEFFERS CITY OF	99,300
	LAKESIDE TOWN OF	95,200
	MIDWAY TOWN OF	105,900
	MT LAKE CITY OF	892,500
	MT LAKE TOWN OF	283,700
	ROSEHILL TOWN OF	228,300
	SELMA TOWN OF	144,900
	SOUTHBROOK TOWN OF	46,100
	SPRINGFIELD TOWN OF	8,900
	STORDEN CITY OF	133,900
	STORDEN TOWN OF	75,800
	WESTBROOK CITY OF	593,500
	WESTBROOK TOWN OF	356,400
	WINDOM CITY OF	1,399,100
COTTONWOOD TOTAL		5,501,000
CROW WING	1ST ASSESSMENT UNORG	147,350
	2ND ASSESSMENT UNORG	9,700
	BAXTER CITY OF	62,900
	BAY LAKE TOWN OF	83,050
	BRAINERD CITY OF	48,050
	BREEZY POINT CITY OF	13,200
	CROSBY CITY OF	45,300
	CROSSLAKE CITY OF	194,300
	DAGGETT BROOK TOWN OF	54,100
	DEERWOOD TOWN OF	75,000
	EMILY CITY OF	17,050
	FIFTY LAKES CITY OF	13,150

COUNTY	CITY OR TOWN	EXCLUDED VALUE
	GAIL LAKE TOWN OF	16,200
	GARRISON TOWN OF	23,300
	IDEAL TOWN OF	9,850
	JENKINS TOWN OF	22,350
	LAKE EDWARD TOWN OF	74,950
	LONG LAKE TOWN OF	122,800
	MISSION TOWN OF	18,000
	NISSWA CITY OF	33,100
	NOKAY LAKE TOWN OF	19,150
	PELICAN TOWN OF	10,650
	PEQUOT LAKES CITY OF	80,400
	ROOSEVELT TOWN OF	36,950
	ST MATHIAS TOWN OF	38,800
CROW WING TOTAL		1,269,650
DAKOTA	APPLE VALLEY CITY OF	60,000
	BURNSVILLE CITY OF	380,800
	CASTLE ROCK TOWN OF	204,100
	COATES CITY OF	41,200
	DOUGLAS TOWN OF	147,800
	EAGAN CITY OF	478,900
	EMPIRE TOWN OF	154,900
	EUREKA TOWN OF	326,800
	FARMINGTON CITY OF	816,800
	GREENVALE TOWN OF	140,800
	HAMPTON CITY OF	68,300
	HAMPTON TOWN OF	97,600
	HASTINGS CITY OF	1,595,700
	INVER GROVE HT CITY	1,043,900
	LAKEVILLE CITY OF	622,100
	MARSHAN TOWN OF	114,500
	MENDOTA CITY OF	7,700
	MENDOTA HEIGHTS CITY OF	1,563,500
	MIESVILLE CITY OF	59,600
	NEW TRIER CITY OF	11,900
	NININGER TOWN OF	80,900
	RANDOLPH CITY OF	65,500
	RANDOLPH TOWN OF	61,000
	RAVENNA TOWN OF	121,400
	ROSEMOUNT CITY OF	237,200
	SCIOTA TOWN OF	54,400
	SOUTH ST PAUL CITY OF	3,505,900
	SUNFISH LAKE CITY OF	40,600
	VERMILLION CITY OF	94,900
	VERMILLION TOWN OF	224,000
	WATERFORD TOWN OF	72,300
	WEST ST PAUL CITY OF	2,456,600
DAKOTA TOTAL		14,951,600
DODGE	ASHLAND TOWN OF	296,700
	CANISTEO TOWN OF	347,500
	CLAREMONT CITY OF	124,700
	CLAREMONT TOWN OF	170,500
	CONCORD TOWN OF	270,300
	DODGE CENTER CITY OF	367,100

COUNTY	CITY OR TOWN	EXCLUDED VALUE
	ELLINGTON TOWN OF	186,400
	HAYFIELD CITY OF	238,800
	HAYFIELD TOWN OF	253,100
	KASSON CITY OF	317,300
	MANTORVILLE CITY OF	211,800
	MANTORVILLE TOWN OF	397,100
	MILTON TOWN OF	245,100
	RIPLEY TOWN OF	110,600
	VERNON TOWN OF	467,900
	WASIOJA TOWN OF	275,900
	WEST CONCORD CITY OF	308,200
	WESTFIELD TOWN OF	148,900
DODGE TOTAL		4,737,900
DOUGLAS	ALEXANDRIA CITY OF	1,279,000
	ALEXANDRIA TOWN OF	255,900
	BELLE RIVER TOWN OF	177,800
	BRANDON CITY OF	99,800
	BRANDON TOWN OF	106,000
	CARLOS CITY OF	252,300
	CARLOS TOWN OF	48,200
	EVANSVILLE CITY OF	120,600
	EVANSVILLE TOWN OF	202,900
	FORADA CITY OF	39,600
	GARFIELD CITY OF	75,900
	HOLMES CITY TOWN OF	145,200
	HUDSON TOWN OF	147,900
	IDA TOWN OF	197,300
	KENSINGTON CITY OF	49,100
	LAGRAND TOWN OF	112,900
	LAKE MARY TOWN OF	34,600
	LEAF VALLEY TOWN OF	256,200
	LUND TOWN OF	174,800
	MILLERVILLE TOWN OF	85,000
	MILTONA CITY OF	36,700
	MILTONA TOWN OF	205,000
	MOE TOWN OF	83,800
	NELSON CITY OF	55,100
	ORANGE TOWN OF	51,800
	OSAKIS CITY OF	646,200
	OSAKIS TOWN OF	128,400
	SOLEM TOWN OF	23,700
	SPRUCE HILL TOWN OF	92,300
	URNESS TOWN OF	66,200
DOUGLAS TOTAL		5,250,200
FARIBAULT	BARBER TOWN OF	29,000
	BLUE EARTH CITY OF	216,700
	BLUE EARTH TOWN OF	39,900
	BRICELYN CITY OF	11,500
	CLARK TOWN OF	9,500
	DELAVAN CITY OF	15,000
	DELAVAN TOWN OF	20,300
	DUNBAR TOWN OF	53,100
	EASTON CITY OF	4,500

COUNTY	CITY OR TOWN	EXCLUDED VALUE
	ELMORE CITY OF	7,800
	EMERALD TOWN OF	9,700
	FOSTER TOWN OF	25,000
	FROST CITY OF	1,900
	JO DAVIESS TOWN OF	11,900
	KIESTER CITY OF	1,700
	KIESTER TOWN OF	24,200
	LURA TOWN OF	32,500
	MINN LAKE TOWN OF	24,200
	MINNESOTA LAKE CITY OF	13,300
	PILOT GROVE TOWN OF	54,400
	PRESCOTT TOWN OF	46,800
	ROME TOWN OF	74,100
	SEELY TOWN OF	12,000
	VERONA TOWN OF	6,600
	WALNUT LAKE TOWN OF	83,600
	WELLS CITY OF	235,800
	WINNEBAGO CITY OF	27,000
	WINNEBAGO TOWN OF	34,100
FARIBAULT TOTAL		1,126,100
FILLMORE	AMHERST TOWN OF	219,200
	ARENDAHL TOWN OF	220,300
	BEAVER TOWN OF	145,300
	BLOOMFIELD TOWN OF	145,500
	BRISTOL TOWN OF	147,700
	CANTON CITY OF	89,100
	CANTON TOWN OF	162,500
	CARIMONA TOWN OF	95,800
	CARROLTON TOWN OF	176,700
	CHATFIELD CITY OF	286,800
	CHATFIELD TOWN OF	76,300
	FILLMORE TOWN OF	317,800
	FORESTVILLE TOWN OF	237,800
	FOUNTAIN CITY OF	206,200
	FOUNTAIN TOWN OF	206,500
	HARMONY CITY OF	201,800
	HARMONY TOWN OF	208,000
	HOLT TOWN OF	204,700
	JORDON TOWN OF	123,900
	LANESBORO CITY OF	212,700
	MABEL CITY OF	57,700
	NEWBURG TOWN OF	260,900
	NORWAY TOWN OF	222,500
	OSTRANDER CITY OF	43,500
	PETERSON CITY OF	127,800
	PILOT MOUND TOWN OF	114,000
	PREBLE TOWN OF	56,900
	PRESTON CITY OF	377,400
	PRESTON TOWN OF	173,800
	RUSHFORD CITY OF	762,800
	RUSHFORD VILLAGE CITY OF	218,000
	SPRING VALLEY CITY OF	374,000
	SPRING VALLEY TOWN OF	179,200
	SUMNER TOWN OF	104,700

COUNTY	CITY OR TOWN	EXCLUDED VALUE
	WHALAN CITY OF	16,200
	WYKOFF CITY OF	170,900
	YORK TOWN OF	272,500
FILLMORE TOTAL		7,217,400
FREEBORN	ALBERT LEA CITY OF	2,788,000
	ALBERT LEA TOWN OF	353,300
	ALDEN CITY OF	220,300
	ALDEN TOWN OF	48,300
	BANCROFT TOWN OF	182,400
	BATH TOWN OF	52,200
	CARLSTON TOWN OF	7,000
	CLARKS GROVE CITY OF	119,500
	CONGER CITY OF	37,100
	EMMONS CITY OF	128,000
	FREEBORN CITY OF	37,700
	FREEBORN TOWN OF	48,200
	FREEMAN TOWN OF	50,300
	GENEVA CITY OF	26,200
	GENEVA TOWN OF	5,500
	GLENVILLE CITY OF	268,500
	HARTLAND CITY OF	66,800
	HARTLAND TOWN OF	109,000
	HAYWARD CITY OF	35,000
	HAYWARD TOWN OF	74,300
	HOLLANDALE CITY OF	112,700
	LONDON TOWN OF	69,900
	MANCHESTER CITY OF	5,700
	MANCHESTER TOWN OF	217,900
	MANSFIELD TOWN OF	32,800
	MOSCOW TOWN OF	50,900
	NEWRY TOWN OF	143,800
	NUNDA TOWN OF	58,100
	OAKLAND TOWN OF	1,200
	PICKEREL LAKE TOWN OF	139,700
	SHELL ROCK TOWN OF	111,300
	TWIN LAKES CITY OF	3,400
FREEBORN TOTAL		5,605,000
GOODHUE	BELLE CREEK TOWN OF	187,500
	BELLECHESTER CITY OF	28,200
	BELVIDERE TOWN OF	312,100
	CANNON FALLS CITY OF	658,800
	CANNON FALLS TOWN OF	273,700
	CHERRY GROVE TOWN OF	246,700
	DENNISON CITY OF	114,100
	FEATHERSTONE TOWN OF	271,700
	FLORENCE TOWN OF	717,600
	GOODHUE CITY OF	326,200
	GOODHUE TOWN OF	245,700
	HAY CREEK TOWN OF	372,200
	HOLDEN TOWN OF	330,200
	KENYON CITY OF	727,200
	KENYON TOWN OF	264,500
	LAKE CITY CITY OF	53,000

COUNTY	CITY OR TOWN	EXCLUDED VALUE
	LEON TOWN OF	789,000
	MINNEOLA TOWN OF	358,800
	PINE ISLAND CITY OF	589,200
	PINE ISLAND TOWN OF	519,800
	RED WING CITY OF	5,178,100
	ROSCOE TOWN OF	415,900
	STANTON TOWN OF	475,700
	VASA TOWN OF	474,500
	WACOUTA TOWN OF	155,800
	WANAMINGO CITY OF	210,800
	WANAMINGO TOWN OF	449,100
	WARSAW TOWN OF	367,900
	WELCH TOWN OF	248,600
	ZUMBROTA CITY OF	963,800
	ZUMBROTA TOWN OF	332,400
GOODHUE TOTAL		16,658,800
GRANT	ASHBY CITY OF	292,000
	BARRETT CITY OF	123,500
	DELAWARE TOWN OF	47,300
	ELBOW LAKE CITY OF	465,600
	ELBOW LAKE TOWN OF	63,100
	ELK LAKE TOWN OF	297,000
	ERDAHL TOWN OF	163,300
	HERMAN CITY OF	120,900
	HOFFMAN CITY OF	130,300
	LAND TOWN OF	77,300
	LAWRENCE TOWN OF	22,300
	LIEN TOWN OF	39,200
	LOGAN TOWN OF	141,000
	MACSVILLE TOWN OF	41,900
	NORCROSS CITY OF	19,100
	NORTH OTTAWA TOWN OF	27,300
	PELICAN LAKE TOWN OF	160,700
	POMME DE TERRE TOWN OF	58,200
	ROSEVILLE TOWN OF	9,800
	SANFORD TOWN OF	223,000
	STONY BROOK TOWN OF	196,300
	WENDELL CITY OF	189,800
GRANT TOTAL		2,908,900
HENNEPIN	BLOOMINGTON CITY OF	2,950,100
	BROOKLYN CENTER CITY OF	1,265,800
	BROOKLYN PARK CITY OF	1,099,300
	CHAMPLIN CITY OF	332,700
	CORCORAN CITY OF	618,500
	CRYSTAL CITY OF	1,485,300
	DAYTON CITY OF	169,600
	DEEPHAVEN CITY OF	3,536,300
	EDEN PRAIRIE CITY OF	226,900
	EDINA CITY OF	7,654,500
	EXCELSIOR CITY OF	1,476,800
	GOLDEN VALLEY CITY OF	2,627,500
	GREENFIELD CITY OF	359,200
	GREENWOOD CITY OF	552,800

COUNTY	CITY OR TOWN	EXCLUDED VALUE
	HASSAN TOWN OF	106,900
	HOPKINS CITY OF	2,093,300
	INDEPENDENCE CITY OF	713,600
	LONG LAKE CITY OF	52,900
	LORETTO CITY OF	40,100
	MAPLE GROVE CITY OF	440,800
	MAPLE PLAIN CITY OF	254,900
	MEDICINE LAKE CITY OF	57,700
	MEDINA CITY OF	287,700
	MINNEAPOLIS CITY OF	120,003,275
	MINNETONKA BEACH CITY OF	317,800
	MINNETONKA CITY OF	7,498,300
	MINNETRISTA CITY OF	831,400
	MOUND CITY OF	2,445,000
	NEW HOPE CITY OF	255,000
	ORONO CITY OF	1,735,800
	OSSEO CITY OF	142,900
	PLYMOUTH CITY OF	1,950,600
	RICHFIELD CITY OF	4,439,900
	ROBBINSDALE CITY OF	903,200
	ROGERS CITY OF	3,000
	SHOREWOOD CITY OF	1,743,300
	SPRING PARK CITY OF	240,900
	ST ANTHONY CITY OF	469,300
	ST BONIFACIUS CITY OF	87,800
	ST LOUIS PARK CITY OF	8,643,800
	TONKA BAY CITY OF	540,400
	WAYZATA CITY OF	1,922,300
	WOODLAND CITY OF	305,000
HENNEPIN TOTAL		182,882,175
HOUSTON	BLACK HAMMER TOWN OF	448,900
	BROWNSVILLE CITY OF	517,500
	BROWNSVILLE TOWN OF	141,000
	CALEDONIA CITY OF	1,452,900
	CALEDONIA TOWN OF	480,500
	CROOKED CREEK TOWN OF	194,800
	EITZEN CITY OF	86,100
	HOKAH CITY OF	518,100
	HOKAH TOWN OF	279,400
	HOUSTON CITY OF	251,500
	HOUSTON TOWN OF	309,700
	JEFFERSON TOWN OF	106,800
	LACRESCENT CITY OF	1,006,800
	LACRESCENT TOWN OF	441,000
	MAYVILLE TOWN OF	88,000
	MONEY CREEK TOWN OF	529,000
	MOUND PRAIRIE TOWN OF	261,200
	SHELDON TOWN OF	276,500
	SPRING GROVE CITY OF	763,000
	SPRING GROVE TOWN OF	407,600
	UNION TOWN OF	200,500
	WILMINGTON TOWN OF	519,300
	WINNEBAGO TOWN OF	234,400
	YUCATAN TOWN OF	500,900

COUNTY	CITY OR TOWN	EXCLUDED VALUE
HOUSTON TOTAL		10,015,400
HUBBARD	ARAGO TOWN OF	37,700
	BADOURA TOWN OF	9,800
	CLOVER TOWN OF	26,600
	CROW WING LAKE TOWN OF	36,200
	FARDEN TOWN OF	58,400
	FERN TOWN OF	26,400
	GUTHRIE TOWN OF	13,900
	HART LAKE TOWN OF	79,700
	HELGA TOWN OF	62,600
	HENRIETTA TOWN OF	141,700
	HUBBARD TOWN OF	75,600
	LAKE EMMA TOWN OF	29,500
	LAKE GEORGE TOWN OF	13,200
	LAKE HATTIE TOWN OF	50,000
	LAKEPORT TOWN OF	2,800
	LAPORTE CITY OF	13,100
	MANTRAP TOWN OF	25,000
	NEVIS CITY OF	23,100
	NEVIS TOWN OF	50,000
	PARK RAPIDS CITY OF	396,500
	STRAIGHT RIVER TOWN OF	19,500
	TODD TOWN OF	50,000
HUBBARD TOTAL		1,241,300
ISANTI	ATHENS TOWN OF	135,000
	BRADFORD TOWN OF	305,600
	BRAHAM CITY OF	187,400
	CAMBRIDGE CITY OF	276,900
	CAMBRIDGE TOWN OF	676,300
	DALBO TOWN OF	212,900
	ISANTI CITY OF	249,200
	ISANTI TOWN OF	393,600
	MAPLE RIDGE TOWN OF	214,400
	NORTH BRANCH TOWN OF	554,300
	OXFORD TOWN OF	168,200
	SPENCER BROOK TOWN OF	232,500
	SPRING VALE TOWN OF	216,700
	STANCHFIELD TOWN OF	214,400
	STANFORD TOWN OF	399,700
	WYANETT TOWN OF	423,800
ISANTI TOTAL		4,860,900
ITASCA	ARBO TOWN OF	16,400
	BALSAM TOWN OF	4,700
	BEARVILLE TOWN OF	1,900
	BOVEY CITY OF	58,900
	BOWSTRING TOWN OF	33,800
	COHASSET CITY OF	60,000
	COLERAINE CITY OF	121,900
	DEER RIVER CITY OF	2,500
	DEER RIVER TOWN OF	11,000
	GRAND RAPIDS CITY OF	199,300
	GRAND RAPIDS TOWN OF	80,100

COUNTY	CITY OR TOWN	EXCLUDED VALUE
	GREENWAY TOWN OF	4,400
	HARRIS TOWN OF	68,200
	IRON RANGE TOWN OF	3,300
	KEEWATIN CITY OF	18,100
	NASHWAUK CITY OF	46,400
	NASHWAUK TOWN OF	14,300
	NORE TOWN OF	3,300
	OTENEAGEN TOWN OF	20,700
	SAGO TOWN OF	27,300
	SAND LAKE TOWN OF	17,100
	SPANG TOWN OF	6,800
	STOKES TOWN OF	17,000
	TACONITE CITY OF	18,800
	TROUT LAKE TOWN OF	13,300
	UNORG 143-25	45,400
	UNORG 146-27	2,100
	UNORG 147-27	50,000
	UNORG 54-26	54,100
	UNORG 55-23	11,500
	UNORG 55-27	50,000
	UNORG 56-26	18,200
	UNORG 58-27	32,100
	UNORG 59-22	25,000
	UNORG 62-25	21,600
	WAWINA TOWN OF	44,800
ITASCA TOTAL		1,224,300
JACKSON		
	ALBA TOWN OF	13,900
	ALPHA CITY OF	2,000
	BELMONT TOWN OF	48,500
	CHRISTIANIA TOWN OF	71,700
	DELAFIELD TOWN OF	51,100
	DES MOINES TOWN OF	56,100
	EWINGTON TOWN OF	47,400
	HERON LAKE CITY OF	68,100
	HERON LAKE TOWN OF	288,200
	HUNTER TOWN OF	14,500
	JACKSON CITY OF	129,300
	KIMBALL TOWN OF	54,200
	LACROSSE TOWN OF	18,800
	LAKEFIELD CITY OF	641,000
	MIDDLETOWN TOWN OF	86,400
	OKABENA CITY OF	7,600
	PETERSBURG TOWN OF	24,600
	ROST TOWN OF	12,600
	ROUND LAKE TOWN OF	34,200
	SIOUX VALLEY TOWN OF	10,100
	WEIMER TOWN OF	60,700
	WEST HERON LAKE TOWN OF	66,400
	WISCONSIN TOWN OF	41,300
JACKSON TOTAL		1,848,700
KANABEC		
	ANN LAKE TOWN OF	58,600
	ARTHUR TOWN OF	127,300
	BRUNSWICK TOWN OF	208,900

COUNTY	CITY OR TOWN	EXCLUDED VALUE
	COMFORT TOWN OF	118,500
	FORD TOWN OF	11,100
	GRASS LAKE TOWN OF	96,400
	KANABEC TOWN OF	66,000
	KNIFE LAKE TOWN OF	109,000
	MORA CITY OF	391,500
	PEACE TOWN OF	32,600
	QUAMBA CITY OF	14,200
	SOUTHFORK TOWN OF	32,500
	WHITED TOWN OF	107,400
KANABEC TOTAL		1,374,000
KANDIYOHI	ARCTANDER TOWN OF	169,100
	ATWATER CITY OF	422,600
	BLOMKEST CITY OF	20,100
	BURBANK TOWN OF	120,700
	COLFAX TOWN OF	165,900
	DOVRE TOWN OF	237,800
	EAST LAKE LILLIAN TOWN OF	96,300
	EDWARDS TOWN OF	210,400
	FAHLUN TOWN OF	67,900
	GENNESSEE TOWN OF	71,200
	GREEN LAKE TOWN OF	289,200
	HARRISON TOWN OF	282,900
	HOLLAND TOWN OF	277,300
	IRVING TOWN OF	193,400
	KANDIYOHI CITY OF	81,500
	KANDIYOHI TOWN OF	110,400
	LAKE ANDREW TOWN OF	122,200
	LAKE ELIZABETH TOWN OF	30,200
	LAKE LILLIAN CITY OF	51,800
	LAKE LILLIAN TOWN OF	85,800
	MAMRE TOWN OF	247,500
	NEW LONDON CITY OF	546,400
	NEW LONDON TOWN OF	385,800
	NORWAY LAKE TOWN OF	118,600
	PENNOCK CITY OF	60,400
	PRINSBURG CITY OF	90,300
	RAYMOND CITY OF	220,800
	ROSELAND TOWN OF	381,500
	ROSEVILLE TOWN OF	148,100
	SPICER CITY OF	310,800
	ST JOHNS TOWN OF	211,900
	SUNBURG CITY OF	18,500
	WHITEFIELD TOWN OF	328,200
	WILLMAR CITY OF	1,344,600
	WILLMAR TOWN OF	76,200
KANDIYOHI TOTAL		7,596,300
KITTSOON	ARVESON TOWN OF	3,600
	CLOW TOWN OF	24,300
	DAVIS TOWN OF	18,800
	DEERWOOD TOWN OF	4,100
	GRANVILLE TOWN OF	24,000
	HALLOCK CITY OF	206,900

COUNTY	CITY OR TOWN	EXCLUDED VALUE
	HALLOCK TOWN OF	63,000
	HAZELTON TOWN OF	1,700
	HUMBOLDT CITY OF	4,000
	JUPITER TOWN OF	14,400
	KARLSTAD CITY OF	51,600
	KENNEDY CITY OF	11,600
	LAKE BRONSON CITY OF	8,300
	LANCASTER CITY OF	77,700
	MCKINLEY TOWN OF	4,600
	NORWAY TOWN OF	12,400
	PERCY TOWN OF	23,300
	POPPLETON TOWN OF	9,300
	SKANE TOWN OF	12,600
	SOUTH RED RIVER TOWN OF	7,400
	ST VINCENT CITY OF	7,200
	ST VINCENT TOWN OF	2,100
	SVEA TOWN OF	39,100
	TEGNER TOWN OF	4,800
	THOMPSON TOWN OF	26,600
KITTSOON TOTAL		663,400
KOOCHICHING	INTL FALLS CITY OF	12,600
	LITTLEFORK CITY OF	13,400
	UNORG #0098	17,800
KOOCHICHING TOTAL		43,800
LAC QUI PARLE	AGASSIZ TOWN OF	23,100
	ARENA TOWN OF	23,800
	AUGUSTA TOWN OF	35,300
	BAXTER TOWN OF	69,500
	BELLINGHAM CITY OF	5,700
	BOYD CITY OF	36,000
	CAMP RELEASE TOWN OF	143,600
	CERRO GORDO TOWN OF	26,400
	DAWSON CITY OF	465,800
	FREELAND TOWN OF	5,300
	GARFIELD TOWN OF	64,100
	HAMLIN TOWN OF	124,700
	HANTHO TOWN OF	30,900
	LAC QUI PARLE TOWN OF	75,800
	LAKE SHORE TOWN OF	103,600
	MADISON CITY OF	246,300
	MADISON TOWN OF	72,100
	MARIETTA CITY OF	17,000
	MAXWELL TOWN OF	70,400
	MEHURIN TOWN OF	23,400
	NASSAU CITY OF	5,100
	PERRY TOWN OF	16,100
	PROVIDENCE TOWN OF	56,900
	RIVERSIDE TOWN OF	148,200
	TEN MILE LAKE TOWN OF	89,300
	WALTER TOWN OF	41,100
	YELLOW BANK TOWN OF	58,300
LAC QUI PARLE TOTAL		2,077,800

COUNTY	CITY OR TOWN	EXCLUDED VALUE
LAKE	CRYSTAL BAY TOWN OF	14,600
	FALL LAKE TOWN OF	12,700
	SILVER BAY CITY OF	9,400
	SILVER CREEK TOWN OF	78,300
	TWO HARBORS CITY OF	510,150
	UNORG #2	76,500
LAKE TOTAL		701,650
LE SUEUR	CLEVELAND CITY OF	8,400
	CLEVELAND TOWN OF	217,700
	CORDOVA TOWN OF	31,800
	DERRYNANE TOWN OF	130,900
	ELYSIAN CITY OF	131,500
	ELYSIAN TOWN OF	192,100
	HEIDELBERG CITY OF	8,000
	KASOTA CITY OF	413,300
	KASOTA TOWN OF	316,100
	KILKENNY CITY OF	21,100
	KILKENNY TOWN OF	160,800
	LANESBURGH TOWN OF	275,400
	LECENTER CITY OF	167,300
	LESUEUR CITY OF	598,400
	LEXINGTON TOWN OF	67,000
	MONTGOMERY CITY OF	367,600
	MONTGOMERY TOWN OF	48,100
	NEW PRAGUE CITY OF	246,300
	OTTAWA TOWN OF	127,200
	SHARON TOWN OF	325,000
TYRONE TOWN OF	55,800	
WASHINGTON TOWN OF	56,800	
WATERVILLE CITY OF	617,700	
WATERVILLE TOWN OF	208,600	
LE SUEUR TOTAL		4,792,900
LINCOLN	ALTA VISTA TOWN OF	114,400
	ARCO CITY OF	33,100
	ASH LAKE TOWN OF	138,100
	DIAMOND LAKE TOWN OF	422,200
	DRAMMEN TOWN OF	170,500
	HANSONVILLE TOWN OF	7,700
	HENDRICKS CITY OF	293,700
	HENDRICKS TOWN OF	78,700
	HOPE TOWN OF	465,600
	IVANHOE CITY OF	377,200
	LAKE BENTON CITY OF	721,500
	LAKE BENTON TOWN OF	93,100
	LAKE STAY TOWN OF	29,900
	LIMESTONE TOWN OF	36,700
	MARBLE TOWN OF	143,700
	MARSHFIELD TOWN OF	340,700
	ROYAL TOWN OF	184,200
SHAOKATAN TOWN OF	93,700	
TYLER CITY OF	540,600	
VERDI TOWN OF	158,900	
LINCOLN TOTAL		4,444,200

COUNTY	CITY OR TOWN	EXCLUDED VALUE
LYON	AMIRET TOWN OF	132,200
	BALATON CITY OF	510,700
	CLIFTON TOWN OF	88,500
	COON CREEK TOWN OF	170,600
	COTTONWOOD CITY OF	637,800
	CUSTER TOWN OF	149,700
	EIDSVOLD TOWN OF	186,100
	FAIRVIEW TOWN OF	160,500
	FLORENCE CITY OF	19,200
	GARVIN CITY OF	77,900
	GHENT CITY OF	187,400
	GRANDVIEW TOWN OF	103,600
	ISLAND LAKE TOWN OF	105,700
	LAKE MARSHALL TOWN OF	196,700
	LUCAS TOWN OF	390,800
	LYND CITY OF	228,900
	LYND TOWN OF	383,000
	LYONS TOWN OF	97,200
	MARSHALL CITY OF	1,550,700
	MINNEOTA CITY OF	851,400
	MONROE TOWN OF	216,300
	NORRLAND TOWN OF	93,300
	ROCK LAKE TOWN OF	176,100
	RUSSELL CITY OF	342,500
	SHELBURNE TOWN OF	95,400
	SODUS TOWN OF	62,700
STANLEY TOWN OF	110,100	
TAUNTON CITY OF	106,900	
TRACY CITY OF	906,300	
VALLERS TOWN OF	56,400	
WESTERHEIM TOWN OF	84,400	
LYON TOTAL		8,479,000
MAHNOMEN	BEAULIEU TOWN OF	22,900
	CHIEF TOWN OF	45,900
	HEIER TOWN OF	2,900
	LAGARDE TOWN OF	20,200
	LAKE GROVE TOWN OF	9,200
	MAHNOMEN CITY OF	4,800
	MARSH CREEK TOWN OF	50,000
	OAKLAND TOWN OF	1,000
	PEMBINA TOWN OF	64,300
	ROSEDALE TOWN OF	37,200
WAUBUN CITY OF	27,000	
MAHNOMEN TOTAL		285,400
MARSHALL	AGDAR TOWN OF	17,700
	ALMA TOWN OF	38,300
	ALVARADO CITY OF	12,900
	ARGYLE CITY OF	235,200
	AUGSBURG TOWN OF	18,900
	BIG WOODS TOWN OF	31,000
	BLOOMER TOWN OF	63,100
CEDAR TOWN OF	21,500	

COUNTY	CITY OR TOWN	EXCLUDED VALUE
	COMO TOWN OF	2,200
	COMSTOCK TOWN OF	18,500
	EAST VALLEY TOWN OF	900
	EXCEL TOWN OF	56,100
	FOLDAHL TOWN OF	28,100
	GRYGLA CITY OF	3,100
	HOLT CITY OF	37,600
	HOLT TOWN OF	50,600
	HUNTLY TOWN OF	17,100
	LINCOLN TOWN OF	26,400
	MARSH GROVE TOWN OF	14,600
	MCCREA TOWN OF	47,200
	MIDDLE RIVER CITY OF	82,000
	MIDDLE RIVER TOWN OF	25,400
	NELSON PARK TOWN OF	2,300
	NEW FOLDEN TOWN OF	47,800
	NEW MAINE TOWN OF	13,300
	NEW SOLUM TOWN OF	23,100
	NEWFOLDEN CITY OF	128,300
	OAK PARK TOWN OF	48,200
	OSLO CITY OF	25,700
	SPRUCE VALLEY TOWN OF	55,500
	STEPHEN CITY OF	43,800
	STRANDQUIST CITY OF	35,200
	VEGA TOWN OF	151,900
	VIKING CITY OF	13,100
	WANGER TOWN OF	58,800
	WARREN CITY OF	503,500
	WEST VALLEY TOWN OF	40,900
	WHITEFORD TOWN OF	5,100
	WRIGHT TOWN OF	9,700
MARSHALL TOTAL		2,054,600
MARTIN		
	CEDAR TOWN OF	10,800
	CEYLON CITY OF	48,600
	DUNNELL CITY OF	13,700
	EAST CHAIN TOWN OF	208,900
	FAIRMONT CITY OF	1,264,600
	FAIRMONT TOWN OF	10,000
	GALENA TOWN OF	31,400
	GRANADA CITY OF	19,500
	JAY TOWN OF	4,500
	LAKE BELT TOWN OF	6,700
	LAKE FREMONT TOWN OF	10,600
	MANYASKA TOWN OF	33,000
	NASHVILLE TOWN OF	7,400
	NORTHROP CITY OF	16,000
	PLEASANT PRAIRIE TOWN OF	76,400
	RUTLAND TOWN OF	42,800
	SHERBURN CITY OF	208,500
	SILVER LAKE TOWN OF	25,400
	TRIMONT CITY OF	193,600
	TRUMAN CITY OF	136,300
	WELCOME CITY OF	160,000
	WESTFORD TOWN OF	29,200

COUNTY	CITY OR TOWN	EXCLUDED VALUE
MARTIN TOTAL		2,557,900
MCLEOD	ACOMA TOWN OF	269,000
	BERGEN TOWN OF	355,600
	BISCAY CITY OF	115,600
	BROWNTON CITY OF	350,200
	COLLINS TOWN OF	154,000
	GLENCOE CITY OF	989,500
	GLENCOE TOWN OF	253,600
	HALE TOWN OF	164,800
	HASSAN VALLEY TOWN OF	103,200
	HELEN TOWN OF	183,400
	HUTCHINSON CITY OF	1,893,500
	HUTCHINSON TOWN OF	171,800
	LESTER PRAIRIE CITY OF	379,000
	LYNN TOWN OF	299,200
	PENN TOWN OF	143,500
	PLATO CITY OF	137,200
	RICH VALLEY TOWN OF	282,800
	ROUND GROVE TOWN OF	67,700
	SILVER LAKE CITY OF	378,900
	STEWART CITY OF	257,000
	SUMTER TOWN OF	259,800
	WINSTED CITY OF	388,800
	WINSTED TOWN OF	196,400
MCLEOD TOTAL		7,794,500
MEEKER	ACTON TOWN OF	37,900
	CEDAR MILLS CITY OF	3,000
	CEDAR MILLS TOWN OF	111,400
	COLLINWOOD TOWN OF	147,700
	COSMOS CITY OF	65,300
	DANIELSON TOWN OF	42,100
	DARWIN CITY OF	24,300
	DARWIN TOWN OF	34,300
	DASSEL CITY OF	168,000
	DASSEL TOWN OF	204,900
	EDEN VALLEY CITY OF	114,100
	ELLSWORTH TOWN OF	151,300
	FOREST CITY TOWN OF	238,200
	FOREST PRAIRIE TOWN OF	174,500
	GREENLEAF TOWN OF	179,900
	GROVE CITY CITY OF	75,200
	HARVEY TOWN OF	46,300
	KINGSTON CITY OF	5,400
	KINGSTON TOWN OF	445,900
	LITCHFIELD CITY OF	1,484,900
	LITCHFIELD TOWN OF	100,700
	MANANNAH TOWN OF	115,200
	SWEDE GROVE TOWN OF	28,300
	UNION GROVE TOWN OF	103,200
	WATKINS CITY OF	136,400
MEEKER TOTAL		4,238,400
MILLE LACS	BOCK CITY OF	3,300

COUNTY	CITY OR TOWN	EXCLUDED VALUE
	BOGUS BROOK TOWN OF	215,100
	BORGHOLM TOWN OF	215,300
	BRADBURY TOWN OF	22,400
	DAILEY TOWN OF	33,200
	EAST SIDE TOWN OF	36,600
	FORESTON CITY OF	113,800
	GREENBUSH TOWN OF	185,600
	HAYLAND TOWN OF	59,900
	ISLE CITY OF	87,100
	ISLE HARBOR TOWN OF	42,600
	KATHIO TOWN OF	25,600
	MILACA CITY OF	235,600
	MILACA TOWN OF	57,500
	MILO TOWN OF	143,700
	MUDGETT TOWN OF	50,000
	ONAMIA CITY OF	20,600
	ONAMIA TOWN OF	27,600
	PAGE TOWN OF	64,100
	PEASE CITY OF	12,200
	PRINCETON CITY OF	88,700
	PRINCETON TOWN OF	301,800
	SOUTH HARBOR TOWN OF	213,400
	WAHKON CITY OF	76,700
MILLE LACS TOTAL		2,332,400
MORRISON		
	AGRAM TOWN OF	197,300
	BELLE PRAIRIE TOWN OF	201,900
	BELLEVUE TOWN OF	468,400
	BOWLUS CITY OF	83,200
	BUCKMAN CITY OF	59,100
	BUCKMAN TOWN OF	269,000
	BUH TOWN OF	133,100
	CULDRUM TOWN OF	305,400
	CUSHING TOWN OF	295,200
	DARLING TOWN OF	109,000
	ELMDALE CITY OF	96,300
	ELMDALE TOWN OF	496,500
	FLENSBURG CITY OF	211,300
	GENOLA CITY OF	28,500
	GRANITE TOWN OF	242,200
	GREEN PRAIRIE TOWN OF	259,300
	HARDING CITY OF	27,300
	HILLMAN CITY OF	28,800
	HILLMAN TOWN OF	101,500
	LAKIN TOWN OF	344,100
	LASTRUP CITY OF	83,500
	LEIGH TOWN OF	98,900
	LITTLE FALLS CITY OF	1,986,400
	LITTLE FALLS TOWN OF	205,200
	MORRILL TOWN OF	214,300
	MOTLEY CITY OF	72,100
	MOTLEY TOWN OF	30,000
	MT MORRIS TOWN OF	24,500
	PARKER TOWN OF	270,900
	PIERZ CITY OF	283,100

COUNTY	CITY OR TOWN	EXCLUDED VALUE
	PIERZ TOWN OF	312,600
	PIKE CREEK TOWN OF	338,300
	PLATTE TOWN OF	31,200
	PULASKI TOWN OF	233,000
	RANDALL CITY OF	76,400
	RICHARDSON TOWN OF	255,700
	RIPLEY TOWN OF	447,500
	ROHING TOWN OF	94,200
	ROYALTON CITY OF	321,800
	SCANDIA VALLEY TOWN OF	216,000
	SOBIESKI CITY OF	53,300
	SWAN RIVER TOWN OF	402,400
	SWANVILLE CITY OF	253,200
	SWANVILLE TOWN OF	215,900
	TWO RIVERS TOWN OF	383,900
	UPSALA CITY OF	236,700
MORRISON TOTAL		11,098,400
MOWER	ADAMS CITY OF	172,700
	ADAMS TOWN OF	200,800
	AUSTIN CITY OF	3,943,500
	AUSTIN TOWN OF	325,500
	BENNINGTON TOWN OF	53,700
	BROWNSDALE CITY OF	89,500
	CLAYTON TOWN OF	43,900
	DEXTER CITY OF	53,000
	DEXTER TOWN OF	44,300
	ELKTON CITY OF	17,300
	FRANKFORD TOWN OF	171,700
	GRAND MEADOW CITY OF	142,700
	GRAND MEADOW TOWN OF	212,100
	LANSING TOWN OF	583,500
	LEROY CITY OF	222,500
	LEROY TOWN OF	90,200
	LODI TOWN OF	94,500
	LYLE CITY OF	116,000
	LYLE TOWN OF	97,000
	MAPLEVIEW CITY OF	9,000
	MARSHALL TOWN OF	66,400
	NEVADA TOWN OF	150,800
	PLEASANT VALLEY TOWN OF	101,000
	RACINE CITY OF	46,500
	RACINE TOWN OF	109,100
	RED ROCK TOWN OF	580,800
	ROSE CREEK CITY OF	59,800
	SARGEANT CITY OF	26,100
	SARGEANT TOWN OF	36,200
	TAOPI CITY OF	6,200
	UDOLPHO TOWN OF	366,400
	WALTHAM CITY OF	38,200
	WALTHAM TOWN OF	107,500
	WINDOM TOWN OF	82,700
MOWER TOTAL		8,461,100
MURRAY	AVOCA CITY OF	27,600

COUNTY	CITY OR TOWN	EXCLUDED VALUE
	BELFAST TOWN OF	148,700
	BONDIN TOWN OF	169,100
	CAMERON TOWN OF	61,900
	CHANARAMBIE TOWN OF	75,500
	CHANDLER CITY OF	36,500
	CURRIE CITY OF	86,200
	DES MOINES RIVER TOWN OF	125,100
	DOVRAY TOWN OF	104,600
	ELLSBOROUGH TOWN OF	61,000
	FENTON TOWN OF	14,100
	FULDA CITY OF	394,400
	HADLEY CITY OF	58,200
	HOLLY TOWN OF	93,800
	IONA CITY OF	68,500
	IONA TOWN OF	173,500
	LAKE SARAH TOWN OF	296,300
	LAKE WILSON CITY OF	57,100
	LEEDS TOWN OF	50,400
	LIME LAKE TOWN OF	93,100
	LOWVILLE TOWN OF	64,100
	MASON TOWN OF	85,900
	MOULTON TOWN OF	105,900
	MURRAY TOWN OF	137,100
	SHETEK TOWN OF	78,900
	SKANDIA TOWN OF	92,700
	SLAYTON CITY OF	858,400
	SLAYTON TOWN OF	140,500
MURRAY TOTAL		3,759,100
NICOLLET		
	BELGRADE TOWN OF	329,700
	BERNADOTTE TOWN OF	65,200
	BRIGHTON TOWN OF	44,500
	COURTLAND CITY OF	69,400
	COURTLAND TOWN OF	133,400
	GRANBY TOWN OF	70,400
	LAFAYETTE CITY OF	239,500
	LAFAYETTE TOWN OF	86,700
	LAKE PRAIRIE TOWN OF	137,100
	NEW SWEDEN TOWN OF	149,200
	NICOLLET CITY OF	179,400
	NICOLLET TOWN OF	137,000
	NORTH MANKATO CITY OF	1,222,900
	OSHAWA TOWN OF	351,400
	RIDGELY TOWN OF	154,200
	ST PETER CITY OF	2,640,100
	TRAVERSE TOWN OF	54,500
	WEST NEWTON TOWN OF	101,400
NICOLLET TOTAL		6,166,000
NOBLES		
	ADRIAN CITY OF	377,500
	BIGELOW CITY OF	57,000
	BIGELOW TOWN OF	117,600
	BLOOM TOWN OF	58,300
	BREWSTER CITY OF	200,400
	DEWALD TOWN OF	209,100

COUNTY	CITY OR TOWN	EXCLUDED VALUE
	DUNDEE CITY OF	53,000
	ELK TOWN OF	149,100
	ELLSWORTH CITY OF	214,000
	GRAHAM LAKES TOWN OF	143,600
	GRAND PRAIRIE TOWN OF	134,400
	HERSEY TOWN OF	172,500
	INDIAN LAKE TOWN OF	124,000
	LARKIN TOWN OF	54,400
	LEOTA TOWN OF	133,700
	LISMORE CITY OF	183,900
	LISMORE TOWN OF	39,000
	LITTLE ROCK TOWN OF	154,700
	LORAIN TOWN OF	104,000
	OLNEY TOWN OF	138,900
	RANSOM TOWN OF	162,000
	ROUND LAKE CITY OF	54,000
	RUSHMORE CITY OF	118,700
	SEWARD TOWN OF	211,400
	SUMMIT LAKE TOWN OF	116,800
	WESTSIDE TOWN OF	99,200
	WILMONT CITY OF	115,100
	WILMONT TOWN OF	75,900
	WORTHINGTON CITY OF	1,604,200
	WORTHINGTON TOWN OF	311,900
NOBLES TOTAL		5,688,300
NORMAN	ADA CITY OF	100,800
	ANTHONY TOWN OF	6,700
	BEAR PARK TOWN OF	36,200
	FLOM TOWN OF	57,200
	FOSSUM TOWN OF	54,900
	GARY CITY OF	183,000
	GOOD HOPE TOWN OF	29,300
	GREEN MEADOW TOWN OF	15,200
	HALSTAD CITY OF	151,300
	HALSTAD TOWN OF	31,200
	HEGNE TOWN OF	44,800
	HENDRUM CITY OF	9,900
	HENDRUM TOWN OF	27,300
	HOME LAKE TOWN OF	61,900
	LAKE IDA TOWN OF	15,200
	LEE TOWN OF	45,400
	MARY TOWN OF	9,200
	MCDONALDSVILLE TOWN OF	36,100
	ROCKWELL TOWN OF	6,400
	SHELLY CITY OF	44,400
	SHELLY TOWN OF	42,100
	SUNDAL TOWN OF	45,000
	TWIN VALLEY CITY OF	38,800
	WAUKON TOWN OF	9,500
	WILD RICE TOWN OF	96,700
	WINCHESTER TOWN OF	7,500
NORMAN TOTAL		1,206,000
OLMSTED	BYRON CITY OF	44,150

COUNTY	CITY OR TOWN	EXCLUDED VALUE
	CASCADE TOWN OF	191,200
	CHATFIELD CITY OF	90,200
	DOVER CITY OF	73,500
	DOVER TOWN OF	138,900
	ELMIRA TOWN OF	162,900
	EYOTA CITY OF	89,300
	EYOTA TOWN OF	316,200
	FARMINGTON TOWN OF	40,700
	HAVERHILL TOWN OF	222,700
	HIGH FOREST TOWN OF	358,850
	KALMAR TOWN OF	358,200
	MARION TOWN OF	467,700
	NEW HAVEN TOWN OF	434,700
	ORION TOWN OF	248,150
	ORONOCO CITY OF	153,000
	ORONOCO TOWN OF	186,200
	PLEASANT GROVE TOWN OF	344,600
	QUINCY TOWN OF	192,300
	ROCHESTER CITY OF	2,338,850
	ROCHESTER TOWN OF	107,300
	ROCK DELL TOWN OF	257,400
	SALEM TOWN OF	246,100
	STEWARTVILLE CITY OF	498,200
	VIOLA TOWN OF	252,650
OLMSTED TOTAL		7,813,950
OTTER TAIL		
	AASTAD TOWN OF	229,700
	AMOR TOWN OF	242,600
	AURDAL TOWN OF	272,700
	BATTLE LAKE CITY OF	486,000
	BLOWERS TOWN OF	117,300
	BLUFFTON CITY OF	97,500
	BLUFFTON TOWN OF	87,400
	BUSE TOWN OF	238,900
	BUTLER TOWN OF	62,700
	CANDOR TOWN OF	190,800
	CARLISLE TOWN OF	71,200
	CLITHERALL CITY OF	153,600
	CLITHERALL TOWN OF	154,600
	COMPTON TOWN OF	386,700
	CORLISS TOWN OF	194,600
	DALTON CITY OF	116,400
	DANE PRAIRIE TOWN OF	535,100
	DEAD LAKE TOWN OF	160,400
	DEER CREEK CITY OF	143,900
	DEER CREEK TOWN OF	171,700
	DENT CITY OF	44,500
	DORA TOWN OF	228,400
	DUNN TOWN OF	60,900
	EAGLE LAKE TOWN OF	113,500
	EASTERN TOWN OF	138,400
	EDNA TOWN OF	182,500
	EFFINGTON TOWN OF	132,500
	ELIZABETH CITY OF	60,500
	ELIZABETH TOWN OF	160,600

COUNTY	CITY OR TOWN	EXCLUDED VALUE
	ELMO TOWN OF	193,400
	ERHARD CITY OF	86,900
	ERHARDS GROVE TOWN OF	179,800
	EVERTS TOWN OF	14,500
	FERGUS FALLS CITY OF	2,534,800
	FERGUS FALLS TOWN OF	249,500
	FOLDEN TOWN OF	65,800
	FRIBERG TOWN OF	266,400
	GIRARD TOWN OF	196,800
	GORMAN TOWN OF	200,900
	HENNING CITY OF	444,100
	HENNING TOWN OF	221,200
	HOBART TOWN OF	223,900
	HOMESTEAD TOWN OF	278,400
	INMAN TOWN OF	150,000
	LEAF LAKE TOWN OF	194,200
	LEAF MOUNTAIN TOWN OF	55,700
	LIDA TOWN OF	236,100
	MAINE TOWN OF	261,800
	MAPLEWOOD TOWN OF	176,500
	NEW YORK MILLS CITY OF	252,700
	NEWTON TOWN OF	195,600
	NIDAROS TOWN OF	306,500
	NORWEGIAN GROVE TOWN OF	236,700
	OAK VALLEY TOWN OF	188,700
	ORWELL TOWN OF	217,500
	OSCAR TOWN OF	218,300
	OTTERTAIL CITY OF	139,100
	OTTERTAIL TOWN OF	32,500
	OTTO TOWN OF	130,000
	PADDOCK TOWN OF	131,200
	PARKERS PRAIRIE CITY OF	568,000
	PARKERS PRAIRIE TOWN OF	313,400
	PELICAN RAPIDS CITY OF	302,300
	PELICAN TOWN OF	318,200
	PERHAM CITY OF	684,600
	PERHAM TOWN OF	256,800
	PINE LAKE TOWN OF	65,900
	RICHVILLE CITY OF	9,200
	ROTHSAY CITY OF	8,100
	RUSH LAKE TOWN OF	100,700
	SCAMBLER TOWN OF	162,600
	ST OLAF TOWN OF	396,500
	STAR LAKE TOWN OF	277,600
	SVERDRUP TOWN OF	439,500
	TORDENSKJOLD TOWN OF	127,500
	TRONDHJEM TOWN OF	138,800
	TUMULI TOWN OF	208,300
	UNDERWOOD CITY OF	296,000
	URBANK CITY OF	14,900
	VERGAS CITY OF	339,400
	VINING CITY OF	81,600
	WESTERN TOWN OF	47,000
	WOODSIDE TOWN OF	126,400
OTTER TAIL TOTAL		18,798,400

COUNTY	CITY OR TOWN	EXCLUDED VALUE
PENNINGTON	BLACK RIVER TOWN OF	43,500
	BRAY TOWN OF	18,300
	CLOVER LEAF TOWN OF	55,800
	DEER PARK TOWN OF	35,600
	GOODRIDGE CITY OF	5,500
	GOODRIDGE TOWN OF	18,100
	HICKORY TOWN OF	3,200
	HIGHLANDING TOWN OF	172,800
	KRATKA TOWN OF	83,500
	MAYFIELD TOWN OF	39,500
	NORDEN TOWN OF	57,600
	NORTH TOWN OF	248,400
	NUMEDAL TOWN OF	15,200
	REINER TOWN OF	80,600
	RIVER FALLS TOWN OF	98,100
	ROCKSBURY TOWN OF	237,800
	SANDERS TOWN OF	98,600
	SILVERTON TOWN OF	97,500
	SMILEY TOWN OF	195,600
	ST HILAIRE CITY OF	157,200
STAR TOWN OF	95,300	
THIEF RIVER FALLS CITY OF	2,181,700	
WYANDOTTE TOWN OF	13,000	
PENNINGTON TOTAL		4,052,400
PINE	ARLONE TOWN OF	22,900
	ASKOV CITY OF	99,000
	BARRY TOWN OF	29,500
	BIRCH CREEK TOWN OF	84,100
	BREMEN TOWN OF	30,300
	BROOK PARK TOWN OF	17,100
	BRUNO CITY OF	74,100
	BRUNO TOWN OF	20,400
	CHENGWATANA TOWN OF	118,800
	CLOVER TOWN OF	21,400
	DANFORTH TOWN OF	57,700
	DELL GROVE TOWN OF	159,200
	DENHAM CITY OF	2,400
	FINLAYSON CITY OF	88,600
	FINLAYSON TOWN OF	90,400
	HINCKLEY CITY OF	166,600
	HINCKLEY TOWN OF	65,200
	KERRICK CITY OF	31,100
	KERRICK TOWN OF	26,900
	KETTLE RIVER TOWN OF	62,000
	MISSION CREEK TOWN OF	23,000
	MUNCH TOWN OF	20,000
	NORMAN TOWN OF	10,200
	PARK TOWN OF	5,200
	PARTRIDGE TOWN OF	167,400
	PINE CITY CITY OF	518,100
PINE CITY TOWN OF	133,200	
PINE LAKE TOWN OF	70,700	
POKEGAMA TOWN OF	234,400	

COUNTY	CITY OR TOWN	EXCLUDED VALUE
	ROCK CREEK CITY OF	193,400
	ROYALTON TOWN OF	81,400
	SANDSTONE CITY OF	152,000
	SANDSTONE TOWN OF	77,500
	STURGEON LAKE TOWN OF	44,000
	WILLOW RIVER CITY OF	45,600
	WILMA TOWN OF	2,400
	WINDEMERE TOWN OF	70,900
PINE TOTAL		3,117,100
PIPESTONE	AETNA TOWN OF	113,400
	ALTONA TOWN OF	68,100
	BURKE TOWN OF	113,800
	EDEN TOWN OF	88,400
	EDGERTON CITY OF	611,500
	ELMER TOWN OF	96,500
	FOUNTAIN PRAIRIE TOWN OF	68,300
	GRANGE TOWN OF	120,900
	GRAY TOWN OF	159,400
	HATFIELD CITY OF	12,000
	HOLLAND CITY OF	97,000
	IHLEN CITY OF	52,300
	JASPER CITY OF	138,100
	OSBORNE TOWN OF	80,000
	PIPESTONE CITY OF	1,144,900
	ROCK TOWN OF	108,800
	RUTHTON CITY OF	191,000
	SWEET TOWN OF	201,500
	TROSKY CITY OF	98,800
	TROY TOWN OF	290,700
	WOODSTOCK CITY OF	38,300
PIPESTONE TOTAL		3,893,700
POLK	ANGUS TOWN OF	20,100
	BELTRAMI CITY OF	29,500
	BRANDSVOLD TOWN OF	201,600
	BRISLET TOWN OF	25,000
	BYGLAND TOWN OF	39,300
	CHESTER TOWN OF	37,800
	CLIMAX CITY OF	26,800
	COLUMBIA TOWN OF	161,200
	CROOKSTON CITY OF	1,492,900
	CROOKSTON TOWN OF	110,300
	EAST GRAND FORKS CITY OF	316,700
	ERSKINE CITY OF	195,500
	ESTHER TOWN OF	10,600
	FERTILE CITY OF	288,700
	FISHER CITY OF	193,500
	FISHER TOWN OF	35,900
	FOSSTON CITY OF	386,600
	GARDEN TOWN OF	154,300
	GARFIELD TOWN OF	233,800
	GENTILLY TOWN OF	181,000
	GODFREY TOWN OF	81,900
	GRAND FORKS TOWN OF	116,800

COUNTY	CITY OR TOWN	EXCLUDED VALUE
	GROVE PARK-TILDEN TOWN OF	50,000
	GULLY TOWN OF	24,300
	HAMMOND TOWN OF	6,400
	HUBBARD TOWN OF	10,600
	KERTSONVILLE TOWN OF	48,300
	KING TOWN OF	299,600
	KNUTE TOWN OF	163,200
	LENGBY CITY OF	7,800
	LESSOR TOWN OF	14,900
	LIBERTY TOWN OF	72,400
	LOWELL TOWN OF	3,900
	MCINTOSH CITY OF	242,300
	MENTOR CITY OF	10,800
	NESBIT TOWN OF	13,700
	NIELSVILLE CITY OF	9,600
	NORTHLAND TOWN OF	43,100
	ONSTAD TOWN OF	56,800
	QUEEN TOWN OF	38,900
	ROOME TOWN OF	16,000
	ROSEBUD TOWN OF	123,600
	RUSSIA TOWN OF	5,000
	SCANDIA TOWN OF	54,800
	SULLIVAN TOWN OF	20,000
	WINGER CITY OF	49,400
	WOODSIDE TOWN OF	83,000
POLK TOTAL		5,808,200
POPE	BANGOR TOWN OF	37,100
	BARSNESS TOWN OF	158,800
	BEN WADE TOWN OF	178,900
	BLUE MOUNDS TOWN OF	289,400
	CHIPPEWA FALLS TOWN OF	106,900
	CYRUS CITY OF	51,000
	FARWELL CITY OF	38,500
	GILCHRIST TOWN OF	186,200
	GLENWOOD CITY OF	913,700
	GLENWOOD TOWN OF	249,700
	GROVE LAKE TOWN OF	131,300
	HOFF TOWN OF	23,100
	LAKE JOHANNA TOWN OF	87,600
	LANGHEI TOWN OF	191,300
	LEVEN TOWN OF	88,100
	LONG BEACH CITY OF	144,500
	LOWRY CITY OF	85,700
	MINNEWASKA TOWN OF	238,600
	NEW PRAIRIE TOWN OF	84,900
	NORA TOWN OF	135,300
	RENO TOWN OF	121,800
	ROLLING FORKS TOWN OF	118,300
	SEDAN CITY OF	8,500
	STARBUCK CITY OF	585,700
	VILLARD CITY OF	176,100
	WALDEN TOWN OF	96,100
	WESTPORT CITY OF	35,600
	WESTPORT TOWN OF	176,300

COUNTY	CITY OR TOWN	EXCLUDED VALUE
	WHITE BEAR LAKE TOWN OF	464,500
POPE TOTAL		5,203,500
RAMSEY	ARDEN HILLS CITY OF	569,300
	FALCON HEIGHTS CITY OF	864,000
	GEM LAKE CITY OF	92,200
	LAUDERDALE CITY OF	184,800
	LITTLE CANADA CITY OF	311,500
	MAPLEWOOD CITY OF	1,615,200
	MOUNDS VIEW CITY OF	857,200
	NEW BRIGHTON CITY OF	619,900
	NORTH OAKS CITY OF	37,400
	NORTH ST PAUL CITY OF	1,241,700
	ROSEVILLE CITY OF	3,306,000
	SHOREVIEW CITY OF	1,494,900
	SPRING LAKE PARK CITY OF	12,500
	ST ANTHONY CITY OF	14,800
	ST PAUL CITY OF	55,603,100
	VADNAIS HEIGHTS CITY OF	204,300
	WHITE BEAR LK CITY OF	2,931,200
	WHITE BEAR TOWN OF	1,810,700
RAMSEY TOTAL		71,770,700
RED LAKE	BROOKS CITY OF	41,500
	GERVAIS TOWN OF	20,000
	OKLEE CITY OF	53,500
	PLUMMER CITY OF	18,200
	RED LAKE FALLS CITY OF	53,600
	RIVER TOWN OF	5,000
	TERREBONNE TOWN OF	17,500
RED LAKE TOTAL		209,300
REDWOOD	BELVIEW CITY OF	91,400
	BROOKVILLE TOWN OF	197,400
	CHARLESTOWN TOWN OF	112,100
	CLEMENTS CITY OF	104,800
	DELHI CITY OF	45,500
	DELHI TOWN OF	148,800
	GALES TOWN OF	99,000
	GRANITE ROCK TOWN OF	66,000
	JOHNSONVILLE TOWN OF	43,500
	KINTIRE TOWN OF	41,700
	LAMBERTON CITY OF	159,900
	LAMBERTON TOWN OF	23,600
	LUCAN CITY OF	45,100
	MILROY CITY OF	135,300
	MORGAN CITY OF	158,500
	MORGAN TOWN OF	113,800
	NEW AVON TOWN OF	150,400
	NORTH HERO TOWN OF	107,500
	PAXTON TOWN OF	303,700
	REDWOOD FALLS CITY OF	1,586,400
	REDWOOD FALLS TOWN OF	173,600
	REVERE CITY OF	6,800
	SANBORN CITY OF	161,000

COUNTY	CITY OR TOWN	EXCLUDED VALUE
	SEAFORTH CITY OF	81,300
	SHERIDAN TOWN OF	49,800
	SHERMAN TOWN OF	122,600
	SPRINGDALE TOWN OF	381,100
	SUNDOWN TOWN OF	111,400
	SWEDES FOREST TOWN OF	66,500
	THREE LAKES TOWN OF	14,200
	UNDERWOOD TOWN OF	133,200
	VAIL TOWN OF	53,300
	VESTA CITY OF	104,200
	VESTA TOWN OF	164,100
	WABASSO CITY OF	145,500
	WALNUT GROVE CITY OF	277,200
	WANDA CITY OF	32,000
	WATERBURY TOWN OF	116,000
	WESTLINE TOWN OF	121,700
	WILLOW LAKE TOWN OF	124,400
REDWOOD TOTAL		6,174,300
RENVILLE		
	BANDON TOWN OF	22,000
	BEAVER FALLS TOWN OF	200,500
	BIRCH COOLEY TOWN OF	23,300
	BIRD ISLAND CITY OF	585,700
	BIRD ISLAND TOWN OF	312,800
	BOON LAKE TOWN OF	232,000
	BROOKFIELD TOWN OF	5,000
	BUFFALO LAKE CITY OF	298,700
	CAIRO TOWN OF	156,800
	CAMP TOWN OF	103,800
	CROOKS TOWN OF	172,500
	DANUBE CITY OF	284,900
	EMMET TOWN OF	151,500
	ERICSON TOWN OF	127,000
	FAIRFAX CITY OF	153,500
	FLORA TOWN OF	101,000
	FRANKLIN CITY OF	148,500
	HAWK CREEK TOWN OF	136,500
	HECTOR CITY OF	529,400
	HECTOR TOWN OF	56,200
	HENRYVILLE TOWN OF	187,400
	KINGMAN TOWN OF	230,600
	MARTINSBURG TOWN OF	214,200
	MELVILLE TOWN OF	20,700
	MORTON CITY OF	285,700
	NORFOLK TOWN OF	54,800
	OLIVIA CITY OF	1,280,500
	OSCEOLA TOWN OF	205,800
	PALMYRA TOWN OF	72,100
	PRESTON LAKE TOWN OF	134,600
	RENVILLE CITY OF	485,300
	SACRED HEART CITY OF	516,000
	SACRED HEART TOWN OF	195,200
	TROY TOWN OF	324,300
	WANG TOWN OF	107,000
	WELLINGTON TOWN OF	93,800

COUNTY	CITY OR TOWN	EXCLUDED VALUE
	WINFIELD TOWN OF	338,300
RENVILLE TOTAL		8,547,900
RICE	BRIDGEWATER TOWN OF	391,900
	CANNON CITY TOWN OF	519,600
	DENNISON CITY OF	4,900
	DUNDAS CITY OF	102,200
	ERIN TOWN OF	195,900
	FARIBAUT CITY OF	1,556,700
	FOREST TOWN OF	154,300
	LONSDALE CITY OF	210,400
	MORRISTOWN CITY OF	244,200
	MORRISTOWN TOWN OF	131,700
	NERSTRAND CITY OF	10,300
	NORTHFIELD CITY OF	2,550,100
	NORTHFIELD TOWN OF	242,700
	RICHLAND TOWN OF	180,400
	SHIELDSVILLE TOWN OF	54,400
	WALCOTT TOWN OF	200,700
	WARSAW TOWN OF	262,600
	WEBSTER TOWN OF	272,000
	WELLS TOWN OF	415,400
	WHEATLAND TOWN OF	136,900
	WHEELING TOWN OF	209,000
RICE TOTAL		8,046,300
ROCK	BATTLE PLAIN TOWN OF	44,000
	BEAVER CREEK CITY OF	137,400
	BEAVER CREEK TOWN OF	98,400
	CLINTON TOWN OF	111,000
	DENVER TOWN OF	53,800
	HARDWICK CITY OF	70,600
	HILLS CITY OF	237,200
	JASPER CITY OF	13,400
	KANARANZI TOWN OF	131,200
	KENNETH CITY OF	15,600
	LUVERNE CITY OF	1,396,600
	LUVERNE TOWN OF	219,800
	MAGNOLIA CITY OF	43,500
	MAGNOLIA TOWN OF	150,400
	MARTIN TOWN OF	400,600
	MOUND TOWN OF	74,200
	ROSE DELL TOWN OF	76,000
	SPRINGWATER TOWN OF	128,800
	STEEN CITY OF	31,700
	VIENNA TOWN OF	151,200
ROCK TOTAL		3,585,400
ROSEAU	BADGER CITY OF	20,800
	BARNETT TOWN OF	4,300
	BARTO TOWN OF	30,400
	FALUN TOWN OF	18,600
	GREENBUSH CITY OF	40,200
	HEREIM TOWN OF	4,600
	JADIS TOWN OF	26,100

COUNTY	CITY OR TOWN	EXCLUDED VALUE
	LAKE TOWN OF	13,400
	LAONA TOWN OF	20,600
	MICKINOCK TOWN OF	24,800
	MORANVILLE TOWN OF	50,100
	ROSEAU CITY OF	80,800
	SPRUCE TOWN OF	9,000
	UNORG 161-37	9,600
	WARROAD CITY OF	151,800
ROSEAU TOTAL		505,100
SCOTT	BELLE PLAINE CITY OF	125,600
	BELLE PLAINE TOWN OF	123,000
	BLAKELEY TOWN OF	49,800
	CEDAR LAKE TOWN OF	131,400
	CREDIT RIVER TOWN OF	38,000
	HELENA TOWN OF	17,400
	JORDAN CITY OF	42,600
	LOUISVILLE TOWN OF	20,300
	NEW MARKET CITY OF	15,000
	NEW MARKET TOWN OF	60,800
	NEW PRAGUE CITY OF	56,400
	PRIOR LAKE CITY OF	186,800
	SAND CREEK TOWN OF	72,700
	SHAKOPEE CITY OF	186,600
	SPRING LAKE TOWN OF	33,300
	ST LAWRENCE TOWN OF	9,000
SCOTT TOTAL		1,168,700
SHERBURNE	BALDWIN TOWN OF	19,800
	BECKER CITY OF	15,900
	BECKER TOWN OF	76,100
	BIG LAKE CITY OF	212,200
	BIG LAKE TOWN OF	166,400
	BLUE HILL TOWN OF	97,300
	CLEAR LAKE CITY OF	32,600
	CLEAR LAKE TOWN OF	61,400
	ELK RIVER CITY OF	231,700
	HAVEN TOWN OF	125,400
	LIVONIA TOWN OF	59,300
	ORROCK TOWN OF	50,000
	PALMER TOWN OF	100,000
	SANTIAGO TOWN OF	141,900
	ST CLOUD CITY OF	517,600
	ZIMMERMAN CITY OF	97,800
SHERBURNE TOTAL		2,005,400
SIBLEY	ALFSBORG TOWN OF	436,800
	ARLINGTON CITY OF	43,500
	ARLINGTON TOWN OF	362,200
	BISMARCK TOWN OF	260,400
	CORNISH TOWN OF	282,000
	DRYDEN TOWN OF	196,300
	FAXON TOWN OF	203,100
	GAYLORD CITY OF	1,142,200
	GIBBON CITY OF	362,300

COUNTY	CITY OR TOWN	EXCLUDED VALUE
	GRAFTON TOWN OF	154,900
	GREEN ISLE CITY OF	81,200
	GREEN ISLE TOWN OF	254,700
	HENDERSON CITY OF	352,500
	HENDERSON TOWN OF	183,600
	JESSENLAND TOWN OF	163,400
	KELSO TOWN OF	215,800
	MOLTKE TOWN OF	141,900
	NEW AUBURN CITY OF	94,500
	NEW AUBURN TOWN OF	154,700
	SEVERANCE TOWN OF	250,600
	SIBLEY TOWN OF	128,300
	TRANSIT TOWN OF	362,600
	WASHINGTON LAKE TOWN OF	377,200
	WINTHROP CITY OF	1,018,900
SIBLEY TOTAL		7,223,600
ST LOUIS		
	ALBORN TOWN OF	8,800
	ANGORA TOWN OF	24,100
	AULT TOWN OF	10,700
	AURORA CITY OF	166,800
	BABBITT CITY OF	268,300
	BALKAN TOWN OF	1,700
	BEATTY TOWN OF	54,100
	BIWABIK CITY OF	108,100
	BIWABIK TOWN OF	23,800
	BREITUNG TOWN OF	28,200
	BREVATOR TOWN OF	112,200
	BROOKSTON CITY OF	26,600
	BUHL CITY OF	50,500
	CANOSIA TOWN OF	115,900
	CEDAR VALLEY TOWN OF	30,700
	CHERRY TOWN OF	15,400
	CHISHOLM CITY OF	237,100
	CLINTON TOWN OF	18,600
	COOK CITY OF	31,100
	COTTON TOWN OF	55,600
	DULUTH CITY OF	26,492,300
	DULUTH TOWN OF	334,200
	ELY CITY OF	1,314,200
	EMBARRASS TOWN OF	69,900
	EVELETH CITY OF	1,350,800
	FAIRBANKS TOWN OF	19,500
	FAYAL TOWN OF	162,000
	FINE LAKES TOWN OF	5,700
	FLOODWOOD CITY OF	17,600
	FREDENBERG TOWN OF	31,000
	FRENCH TOWN OF	20,600
	GILBERT CITY OF	604,900
	GNESEN TOWN OF	354,000
	GRAND LAKE TOWN OF	187,000
	GREENWOOD TOWN OF	185,700
	HALDEN TOWN OF	30,500
	HERMANTOWN CITY OF	1,024,600
	HIBBING CITY OF	1,778,000

COUNTY	CITY OR TOWN	EXCLUDED VALUE
	HOYT LAKES CITY OF	81,300
	INDUSTRIAL TOWN OF	41,600
	IRON JUNCTION CITY OF	4,000
	KABETOGAMA TOWN OF	14,600
	KELSEY TOWN OF	9,900
	LAKEWOOD TOWN OF	183,500
	LEIDING TOWN OF	43,100
	LEONIDAS CITY OF	4,100
	MCDAVITT TOWN OF	4,900
	MCKINLEY CITY OF	3,300
	MIDWAY TOWN OF	225,400
	MORCOM TOWN OF	8,700
	MORSE TOWN OF	47,600
	MT IRON CITY OF	138,700
	NEW INDEPENDENCE TOWN OF	33,500
	NORMANNA TOWN OF	100,200
	NORTH STAR TOWN OF	10,600
	ORR CITY OF	1,300
	OWENS TOWN OF	39,800
	PIKE TOWN OF	11,800
	PROCTOR CITY OF	526,100
	RICE LAKE TOWN OF	691,400
	SANDY TOWN OF	21,700
	SOLWAY TOWN OF	132,300
	TOWER CITY OF	7,700
	UNORG 03-ISLD LAKE	10,000
	UNORG 05-CENT LAKES	71,600
	UNORG 06-BIWABIK	12,900
	UNORG 07-B&B ISLD	40,800
	UNORG 08-MT IRON	62,000
	UNORG 09-BALKAN	112,000
	UNORG 10-LAKE VERM	40,900
	UNORG 12-NW	17,700
	VERMILION LAKE TOWN OF	1,700
	VIRGINIA CITY OF	2,585,900
	WHITE TOWN OF	220,600
	WINTON CITY OF	16,400
ST LOUIS TOTAL		40,950,400
STEARNS	ALBANY CITY OF	450,600
	ALBANY TOWN OF	282,300
	ASHLEY TOWN OF	5,700
	AVON CITY OF	78,400
	AVON TOWN OF	29,800
	BELGRADE CITY OF	112,400
	BROCKWAY TOWN OF	34,600
	BROOTEN CITY OF	202,200
	COLD SPRING CITY OF	84,200
	COLLEGEVILLE TOWN OF	348,700
	CROW LAKE TOWN OF	83,000
	CROW RIVER TOWN OF	59,600
	EDEN LAKE TOWN OF	379,400
	EDEN VALLEY CITY OF	99,600
	ELROSA CITY OF	61,700
	FAIR HAVEN TOWN OF	246,300

COUNTY	CITY OR TOWN	EXCLUDED VALUE
	FARMING TOWN OF	273,800
	FREEPORT CITY OF	197,600
	GETTY TOWN OF	118,200
	GREENWALD CITY OF	67,000
	GROVE TOWN OF	44,200
	HOLDING TOWN OF	66,600
	HOLDINGFORD CITY OF	414,800
	KIMBALL CITY OF	164,400
	KRAIN TOWN OF	161,400
	LAKE GEORGE TOWN OF	50,500
	LAKE HENRY CITY OF	89,200
	LAKE HENRY TOWN OF	75,600
	LESAUK TOWN OF	126,100
	LUXEMBURG TOWN OF	148,500
	LYNDEN TOWN OF	43,200
	MAINE PRAIRIE TOWN OF	328,400
	MEIRE GROVE CITY OF	99,600
	MELROSE CITY OF	1,002,100
	MELROSE TOWN OF	124,900
	MILLWOOD TOWN OF	84,800
	MUNSON TOWN OF	525,500
	NEW MUNICH CITY OF	60,100
	NORTH FORK TOWN OF	50,800
	OAK TOWN OF	234,000
	PAYNESVILLE CITY OF	354,000
	PAYNESVILLE TOWN OF	418,000
	RAYMOND TOWN OF	40,400
	RICHMOND CITY OF	47,500
	ROCKVILLE CITY OF	418,700
	ROSCOE CITY OF	72,200
	SARTELL CITY OF	20,700
	SAUK CENTRE CITY OF	1,011,300
	SAUK CENTRE TOWN OF	197,200
	SPRING HILL CITY OF	15,700
	SPRING HILL TOWN OF	12,900
	ST ANTHONY CITY OF	7,300
	ST AUGUSTA CITY OF	148,200
	ST CLOUD CITY OF	3,361,600
	ST JOSEPH CITY OF	19,800
	ST JOSEPH TOWN OF	58,700
	ST MARTIN CITY OF	51,400
	ST MARTIN TOWN OF	17,200
	ST STEPHEN CITY OF	71,100
	ST WENDEL TOWN OF	54,200
	WAITE PARK CITY OF	185,500
	WAKEFIELD TOWN OF	276,000
	ZION TOWN OF	155,300
STEARNS TOTAL		14,124,700
STEELE		
	AURORA TOWN OF	113,500
	BERLIN TOWN OF	285,100
	BLOOMING PRAIRIE CITY OF	410,200
	BLOOMING PRAIRIE TOWN OF	329,200
	CLINTON FALLS TOWN OF	184,500
	DEERFIELD TOWN OF	177,200

COUNTY	CITY OR TOWN	EXCLUDED VALUE
	ELLENDALE CITY OF	206,200
	HAVANA TOWN OF	236,900
	LEMOND TOWN OF	267,600
	MEDFORD CITY OF	185,000
	MEDFORD TOWN OF	176,400
	MERIDEN TOWN OF	181,900
	MERTON TOWN OF	295,300
	OWATONNA CITY OF	2,552,400
	OWATONNA TOWN OF	129,500
	SOMERSET TOWN OF	476,800
	SUMMIT TOWN OF	284,200
STEELE TOTAL		6,491,900
STEVENS	BAKER TOWN OF	29,600
	CHOKIO CITY OF	54,300
	DARNEN TOWN OF	7,300
	DONNELLY CITY OF	133,500
	DONNELLY TOWN OF	15,800
	EVERGLADE TOWN OF	25,400
	FRAMNAS TOWN OF	2,900
	HANCOCK CITY OF	31,500
	HORTON TOWN OF	20,800
	MOORE TOWN OF	25,600
	MORRIS CITY OF	500,600
	MORRIS TOWN OF	38,200
	PEPPER TOWN OF	48,100
	RENSVILLE TOWN OF	11,200
	SCOTT TOWN OF	76,100
	SWAN LAKE TOWN OF	40,600
STEVENS TOTAL		1,061,500
SWIFT	APPLETON CITY OF	274,400
	APPLETON TOWN OF	29,500
	BENSON CITY OF	600,500
	BENSON TOWN OF	64,200
	CAMP LAKE TOWN OF	46,700
	CASHEL TOWN OF	23,400
	CLONTARF CITY OF	7,000
	CLONTARF TOWN OF	66,800
	DANVERS CITY OF	42,200
	DEGRAFF CITY OF	24,300
	EDISON TOWN OF	22,900
	FAIRFIELD TOWN OF	70,900
	HAYES TOWN OF	69,000
	HEGBERT TOWN OF	6,600
	KERKHOVEN CITY OF	61,800
	KERKHOVEN TOWN OF	105,100
	KILDARE TOWN OF	103,900
	MOYER TOWN OF	5,600
	MURDOCK CITY OF	91,800
	PILLSBURY TOWN OF	45,000
	SHIBLE TOWN OF	21,100
	SIX MILE GROVE TOWN OF	10,300
	SWENODA TOWN OF	3,500
	TARA TOWN OF	12,000

COUNTY	CITY OR TOWN	EXCLUDED VALUE
	TORNING TOWN OF	22,700
	WEST BANK TOWN OF	53,700
SWIFT TOTAL		1,884,900
TODD	BARTLETT TOWN OF	116,100
	BERTHA CITY OF	82,900
	BERTHA TOWN OF	161,000
	BIRCHDALE TOWN OF	119,000
	BROWERVILLE CITY OF	223,000
	BRUCE TOWN OF	110,500
	BURLEENE TOWN OF	241,400
	BURNHAMVILLE TOWN OF	31,400
	BURTRUM CITY OF	11,800
	CLARISSA CITY OF	41,500
	EAGLE BEND CITY OF	126,900
	EAGLE VALLEY TOWN OF	125,700
	FAWN LAKE TOWN OF	30,300
	GERMANIA TOWN OF	62,300
	GORDON TOWN OF	83,400
	GREY EAGLE CITY OF	84,400
	GREY EAGLE TOWN OF	25,000
	HARTFORD TOWN OF	270,900
	HEWITT CITY OF	115,900
	IONA TOWN OF	111,100
	KANDOTA TOWN OF	77,400
	LESLIE TOWN OF	11,200
	LITTLE ELK TOWN OF	3,500
	LITTLE SAUK TOWN OF	14,200
	LONG PRAIRIE CITY OF	441,200
	LONG PRAIRIE TOWN OF	116,800
	MORAN TOWN OF	82,300
	OSAKIS CITY OF	68,700
	REYNOLDS TOWN OF	76,500
	ROUND PRAIRIE TOWN OF	126,700
	STAPLES CITY OF	153,600
	STAPLES TOWN OF	34,400
	STOWE PRAIRIE TOWN OF	209,600
	TURTLE CREEK TOWN OF	19,200
	VILLARD TOWN OF	21,600
	WARD TOWN OF	194,000
	WEST UNION CITY OF	5,000
	WYKEHAM TOWN OF	113,700
TODD TOTAL		3,944,100
TRAVERSE	ARTHUR TOWN OF	74,500
	BROWNS VALLEY CITY OF	67,100
	CLIFTON TOWN OF	46,400
	DOLLYMOUNT TOWN OF	8,900
	DUMONT CITY OF	9,000
	FOLSOM TOWN OF	38,400
	LAKE VALLEY TOWN OF	11,700
	LEONARDSVILLE TOWN OF	55,900
	MONSON TOWN OF	103,900
	PARNELL TOWN OF	8,200
	REDPATH TOWN OF	11,600

COUNTY	CITY OR TOWN	EXCLUDED VALUE
	TARA TOWN OF	48,900
	TAYLOR TOWN OF	32,400
	TINTAH CITY OF	2,000
	WALLS TOWN OF	26,500
	WHEATON CITY OF	113,300
	WINDSOR TOWN OF	2,400
TRAVERSE TOTAL		661,100
WABASHA	CHESTER TOWN OF	26,900
	ELGIN CITY OF	106,000
	ELGIN TOWN OF	22,900
	GILLFORD TOWN OF	31,800
	GREENFIELD TOWN OF	96,800
	HIGHLAND TOWN OF	27,000
	HYDE PARK TOWN OF	48,500
	KELLOGG CITY OF	95,500
	LAKE CITY CITY OF	430,900
	MAZEPPA CITY OF	67,300
	MAZEPPA TOWN OF	73,800
	MILLVILLE CITY OF	28,600
	MINNEISKA CITY OF	4,100
	PLAINVIEW CITY OF	414,000
	PLAINVIEW TOWN OF	115,300
	WABASHA CITY OF	283,400
	WATOPA TOWN OF	61,000
	ZUMBRO TOWN OF	44,600
WABASHA TOTAL		1,978,400
WADENA	ALDRICH CITY OF	11,600
	ALDRICH TOWN OF	81,900
	BLUEBERRY TOWN OF	336,500
	BULLARD TOWN OF	2,600
	LEAF RIVER TOWN OF	47,400
	MEADOW TOWN OF	14,600
	MENAHGA CITY OF	432,300
	NORTH GERMANY TOWN OF	40,300
	ORTON TOWN OF	38,400
	RED EYE TOWN OF	77,300
	ROCKWOOD TOWN OF	21,600
	SEBEKA CITY OF	26,200
	THOMASTOWN TOWN OF	15,000
	VERNDALE CITY OF	60,800
	WADENA CITY OF	186,100
	WADENA TOWN OF	172,400
	WING RIVER TOWN OF	97,800
WADENA TOTAL		1,662,800
WASECA	ALTON TOWN OF	821,100
	BLOOMING GROVE TOWN OF	581,700
	BYRON TOWN OF	320,500
	FREEDOM TOWN OF	496,100
	IOSCO TOWN OF	564,800
	JANESVILLE CITY OF	1,081,000
	JANESVILLE TOWN OF	669,100
	NEW RICHLAND CITY OF	814,600

COUNTY	CITY OR TOWN	EXCLUDED VALUE
	NEW RICHLAND TOWN OF	722,900
	OTISCO TOWN OF	655,000
	ST MARY TOWN OF	697,700
	VIVIAN TOWN OF	385,100
	WALDORF CITY OF	200,700
	WASECA CITY OF	2,639,500
	WILTON TOWN OF	509,000
	WOODVILLE TOWN OF	606,300
WASECA TOTAL		11,765,100
WASHINGTON	AFTON CITY OF	952,700
	BAYPORT CITY OF	377,900
	BAYTOWN TOWN OF	287,400
	BIRCHWOOD CITY OF	260,900
	COTTAGE GROVE CITY OF	278,400
	DELLWOOD CITY OF	80,400
	DENMARK TOWN OF	65,800
	FOREST LAKE CITY OF	498,500
	GRANT CITY OF	34,200
	GREY CLOUD ISLAND TOWN OF	61,300
	HUGO CITY OF	187,100
	LAKE ELMO CITY OF	284,900
	LAKE ST CROIX BEACH CITY	136,700
	LAKELAND CITY OF	91,900
	LAKELAND SHORE CITY OF	800
	MAHTOMEDI CITY OF	573,900
	MARINE-ON-STCROIX CITY OF	196,100
	MAY TOWN OF	175,600
	NEW SCANDIA TOWN OF	572,900
	NEWPORT CITY OF	175,900
	OAK PARK HEIGHTS CITY OF	183,400
	OAKDALE CITY OF	451,000
	PINE SPRINGS CITY OF	139,900
	ST MARYS POINT CITY OF	101,400
	ST PAUL PARK CITY OF	162,500
	STILLWATER CITY OF	6,248,700
	STILLWATER TOWN OF	204,000
	WEST LAKELAND TOWN OF	135,900
	WILLERNIE CITY OF	219,200
	WOODBURY CITY OF	216,100
WASHINGTON TOTAL		13,355,400
WATONWAN	ADRIAN TOWN OF	31,200
	ANTRIM TOWN OF	39,700
	BUTTERFIELD CITY OF	140,900
	BUTTERFIELD TOWN OF	87,700
	DARFUR CITY OF	46,100
	FIELDON TOWN OF	118,200
	LASALLE CITY OF	10,000
	LEWISVILLE CITY OF	111,800
	LONG LAKE TOWN OF	95,100
	MADELIA CITY OF	526,200
	MADELIA TOWN OF	205,900
	NELSON TOWN OF	159,300
	ODIN CITY OF	42,700

COUNTY	CITY OR TOWN	EXCLUDED VALUE
	ODIN TOWN OF	54,700
	ORMSBY CITY OF	21,100
	RIVERDALE TOWN OF	115,000
	ROSENDALE TOWN OF	145,300
	SOUTH BRANCH TOWN OF	68,300
	ST JAMES CITY OF	589,100
	ST JAMES TOWN OF	220,500
WATONWAN TOTAL		2,828,800
WILKIN	AKRON TOWN OF	75,300
	ANDREA TOWN OF	50,000
	BRECKENRIDGE CITY OF	655,600
	BRECKENRIDGE TOWN OF	25,000
	CAMPBELL CITY OF	7,600
	CAMPBELL TOWN OF	8,800
	CHAMPION TOWN OF	52,200
	DORAN CITY OF	15,600
	FOXHOME CITY OF	47,700
	FOXHOME TOWN OF	36,200
	MEADOWS TOWN OF	7,600
	NASHUA CITY OF	11,200
	NILSEN TOWN OF	2,000
	NORDICK TOWN OF	25,000
	PRAIRIE VIEW TOWN OF	20,200
	ROBERTS TOWN OF	76,300
	ROTHSAY CITY OF	125,200
	WOLVERTON CITY OF	49,800
	WOLVERTON TOWN OF	85,800
WILKIN TOTAL		1,377,100
WINONA	ALTURA CITY OF	139,300
	DAKOTA CITY OF	152,200
	DRESBACH TOWN OF	164,600
	ELBA CITY OF	88,700
	ELBA TOWN OF	84,500
	FREMONT TOWN OF	26,800
	GOODVIEW CITY OF	223,400
	HART TOWN OF	64,700
	HILLSDALE TOWN OF	179,400
	HOMER TOWN OF	157,600
	LEWISTON CITY OF	352,100
	MINN CITY CITY OF	183,600
	MINNEISKA CITY OF	10,000
	MT VERNON TOWN OF	133,600
	NEW HARTFORD TOWN OF	254,200
	NORTON TOWN OF	262,700
	PLEASANT HILL TOWN OF	190,700
	RICHMOND TOWN OF	43,600
	ROLLINGSTONE CITY OF	262,200
	ROLLINGSTONE TOWN OF	233,600
	SARATOGA TOWN OF	362,000
	ST CHARLES CITY OF	445,000
	ST CHARLES TOWN OF	138,300
	STOCKTON CITY OF	74,400
	UTICA CITY OF	80,400

COUNTY	CITY OR TOWN	EXCLUDED VALUE
	UTICA TOWN OF	58,900
	WARREN TOWN OF	127,200
	WHITEWATER TOWN OF	131,200
	WILSON TOWN OF	238,500
	WINONA CITY OF	5,276,200
	WISCOY TOWN OF	53,900
WINONA TOTAL		10,193,500
WRIGHT	ALBERTVILLE CITY OF	38,200
	ALBION TOWN OF	305,400
	ANNANDALE CITY OF	360,500
	BUFFALO CITY OF	621,600
	BUFFALO TOWN OF	249,200
	CHATHAM TOWN OF	109,100
	CLEARWATER CITY OF	266,200
	CLEARWATER TOWN OF	296,000
	COKATO CITY OF	483,800
	COKATO TOWN OF	361,200
	CORINNA TOWN OF	479,100
	DELANO CITY OF	557,600
	FRANKLIN TOWN OF	754,100
	FRENCH LAKE TOWN OF	276,400
	HANOVER CITY OF	18,100
	HOWARD LAKE CITY OF	343,000
	MAPLE LAKE CITY OF	246,700
	MAPLE LAKE TOWN OF	290,300
	MARYSVILLE TOWN OF	215,200
	MIDDLEVILLE TOWN OF	214,200
	MONTICELLO CITY OF	340,500
	MONTICELLO TOWN OF	101,700
	MONTROSE CITY OF	82,300
	OTSEGO CITY OF	181,200
	ROCKFORD CITY OF	1,500
	ROCKFORD TOWN OF	79,500
	SILVER CREEK TOWN OF	368,200
	SOUTH HAVEN CITY OF	50,000
	SOUTHSIDE TOWN OF	181,300
	ST MICHAEL CITY OF	275,800
	STOCKHOLM TOWN OF	152,300
	VICTOR TOWN OF	109,600
	WAVERLY CITY OF	249,400
	WOODLAND TOWN OF	390,400
WRIGHT TOTAL		9,049,600
YELLOW MEDICINE	BURTON TOWN OF	31,300
	CANBY CITY OF	504,000
	CLARKFIELD CITY OF	117,900
	ECHO CITY OF	85,100
	ECHO TOWN OF	99,300
	FLORIDA TOWN OF	48,600
	FORTIER TOWN OF	51,900
	FRIENDSHIP TOWN OF	65,300
	GRANITE FALLS CITY OF	689,900
	HAMMER TOWN OF	37,200
	HANLEY FALLS CITY OF	122,700

COUNTY	CITY OR TOWN	EXCLUDED VALUE
	HAZEL RUN CITY OF	13,800
	HAZEL RUN TOWN OF	126,700
	LISBON TOWN	139,300
	MINN FALLS TOWN OF	191,700
	NORMAN TOWN OF	139,700
	NORMANIA TOWN OF	106,200
	OMRO TOWN OF	100,000
	OSHKOSH TOWN OF	257,600
	PORTER CITY OF	140,000
	POSEN TOWN OF	106,700
	SANDNES TOWN OF	73,600
	SIOUX AGENCY TOWN OF	109,100
	ST LEO CITY OF	58,800
	STONY RUN TOWN OF	172,700
	SWEDE PRAIRIE TOWN OF	40,500
	TYRO TOWN OF	285,800
	WERGELAND TOWN OF	26,400
	WOOD LAKE CITY OF	158,900
	WOOD LAKE TOWN OF	123,700
YELLOW MEDICINE TOTAL		4,224,400
GRAND TOTAL		700,824,325