

Minnesota State Grant Program End of Year Statistics Fiscal Year 2002

Prepared by:
Staff of the Minnesota Higher Education Services Office

December 26, 2002

Minnesota State Grant Program End of Year Statistics, Fiscal Year 2002

Minnesota Higher Education Services Office
1450 Energy Park Drive, Suite 350
Saint Paul, MN 55108-5227

Telephone 651 642-0567
 800 657-3866

FAX 651 642-0675
E-mail info@heso.state.mn.us
World Wide Web <http://www.mheso.state.mn.us/>

For the Hearing Impaired:
TTY Relay 800 627-3529

This document can be made available in an
alternative format to individuals with disabilities
by calling 651 642-0567.

Contents

Introduction	1
Family Status	1
Attendance Strategy	1
Institution Choice	1
Total Minnesota State Grants Received and Number of Recipients	2
 Minnesota State Grant Statistics, Fiscal Year 2002	 4
I. Family Status: Dependent Students	7
A. Attendance Strategy: Registered for Fewer Than 30 Credits in Fiscal Year 2002	9
1. Institution Choice: MnSCU Two-Year Colleges	11
2. Institution Choice: Minnesota Private Two-Year (Career) Institutions	12
3. Institution Choice: MnSCU Four-Year Universities	13
4. Institution Choice: University of Minnesota	14
5. Institution Choice: Minnesota Private Four-Year Institutions	15
B. Attendance Strategy: Registered for at Least 30 Credits in the Fiscal Year 2002	16
1. Institution Choice: MnSCU Two-Year Colleges	18
2. Institution Choice: Minnesota Private Two-Year (Career) Institutions	19
3. Institution Choice: MnSCU Four-Year Universities	20
4. Institution Choice: University of Minnesota	21
5. Institution Choice: Minnesota Private Four-Year Institutions	22
II. Family Status: Married Students with Dependents Applying as Independent Students	23
A. Attendance Strategy: Registered for Fewer Than 30 Credits in Fiscal Year 2002	25
1. Institution Choice: MnSCU Two-Year Colleges	27
2. Institution Choice: Minnesota Private Two-Year (Career) Institutions	28
3. Institution Choice: MnSCU Four-Year Universities	29
4. Institution Choice: University of Minnesota	30
5. Institution Choice: Minnesota Private Four-Year Institutions	31
B. Attendance Strategy: Registered for at Least 30 Credits in the Fiscal Year 2002	32
1. Institution Choice: MnSCU Two-Year Colleges	34
2. Institution Choice: Minnesota Private Two-Year (Career) Institutions	35
3. Institution Choice: MnSCU Four-Year Universities	36
4. Institution Choice: University of Minnesota	37
5. Institution Choice: Minnesota Private Four-Year Institutions	38
III. Family Status: Unmarried Students with Dependents Applying as Independent Students	39
A. Attendance Strategy: Registered for Fewer Than 30 Credits in Fiscal Year 2002	41
1. Institution Choice: MnSCU Two-Year Colleges	43
2. Institution Choice: Minnesota Private Two-Year (Career) Institutions	44
3. Institution Choice: MnSCU Four-Year Universities	45
4. Institution Choice: University of Minnesota	46
5. Institution Choice: Minnesota Private Four-Year Institutions	47
B. Attendance Strategy: Registered for at Least 30 Credits in the Fiscal Year 2002	48
1. Institution Choice: MnSCU Two-Year Colleges	50
2. Institution Choice: Minnesota Private Two-Year (Career) Institutions	51
3. Institution Choice: MnSCU Four-Year Universities	52
4. Institution Choice: University of Minnesota	53
5. Institution Choice: Minnesota Private Four-Year Institutions	54
IV. Family Status: Married Students with No Other Dependents Applying as Independent Students	55
A. Attendance Strategy: Registered for Fewer Than 30 Credits in Fiscal Year 2002	57
1. Institution Choice: MnSCU Two-Year Colleges	59
2. Institution Choice: Minnesota Private Two-Year (Career) Institutions	60
3. Institution Choice: MnSCU Four-Year Universities	61
4. Institution Choice: University of Minnesota	62
5. Institution Choice: Minnesota Private Four-Year Institutions	63

B.	Attendance Strategy: Registered for at Least 30 Credits in Fiscal Year 2002	64
1.	Institution Choice: MnSCU Two-Year Colleges	66
2.	Institution Choice: Minnesota Private Two-Year (Career) Institutions	67
3.	Institution Choice: MnSCU Four-Year Universities	68
4.	Institution Choice: University of Minnesota	69
5.	Institution Choice: Minnesota Private Four-Year Institutions	70
V.	Family Status: Unmarried Students with No Dependents Applying as Independent Students	71
A.	Attendance Strategy: Registered for Fewer Than 30 Credits in Fiscal Year 2002	73
1.	Institution Choice: MnSCU Two-Year Colleges	75
2.	Institution Choice: Minnesota Private Two-Year (Career) Institutions	76
3.	Institution Choice: MnSCU Four-Year Universities	77
4.	Institution Choice: University of Minnesota	78
5.	Institution Choice: Minnesota Private Four-Year Institutions	79
B.	Attendance Strategy: Registered for at Least 30 Credits in Fiscal Year 2002	80
1.	Institution Choice: MnSCU Two-Year Colleges	82
2.	Institution Choice: Minnesota Private Two-Year (Career) Institutions	83
3.	Institution Choice: MnSCU Four-Year Universities	84
4.	Institution Choice: University of Minnesota	85
5.	Institution Choice: Minnesota Private Four-Year Institutions	86
VI.	State Grant Recipients by Institution Attended	87

Introduction

This report contains data on the number and dollar amounts of Minnesota State Grants received by Minnesota undergraduates for Fiscal Year 2002 (academic year 2001-2002). Because Minnesota State Grants are coordinated with Federal Pell Grants, the tables and graphs also show combined Pell and State Grant awards. In addition, since ability to pay is calculated based on income and assets, data are reported by the adjusted gross income of the student's family.

The report also includes information in three categories of student characteristics that affect State Grant awards:

- **Family Status:** Recipients are classified by family status. Each category of family has its ability to pay assessed differently:
 - Dependent students (usually students less than 24 years old who were not married and not supporting their own children)
 - Married independent students with children
 - Unmarried independent students with children
 - Married independent students without children
 - Unmarried independent students without children
- **Attendance Strategy:** The report classifies recipients by the number of course credits for which they registered. The registration load chosen by the student affects the price of attendance used in calculating Minnesota State Grant awards. The report classifies State Grant recipients by two attendance strategies:
 - Recipients who registered for fewer than 30 credits during Fiscal Year 2002
 - These students are commonly called part-time or part-year students.¹
 - Recipients who registered for at least 30 credits during Fiscal Year 2002
 - These students are commonly called full-time, full-year students.
- **Institution Choice:** The institution the students chose to attend determines the price of attendance used in calculating Minnesota State Grants. Institutions are grouped into five sectors:
 - MnSCU two-year colleges
 - Minnesota private two-year (career) institutions
 - MnSCU four-year universities
 - University of Minnesota
 - Minnesota private four-year institutions

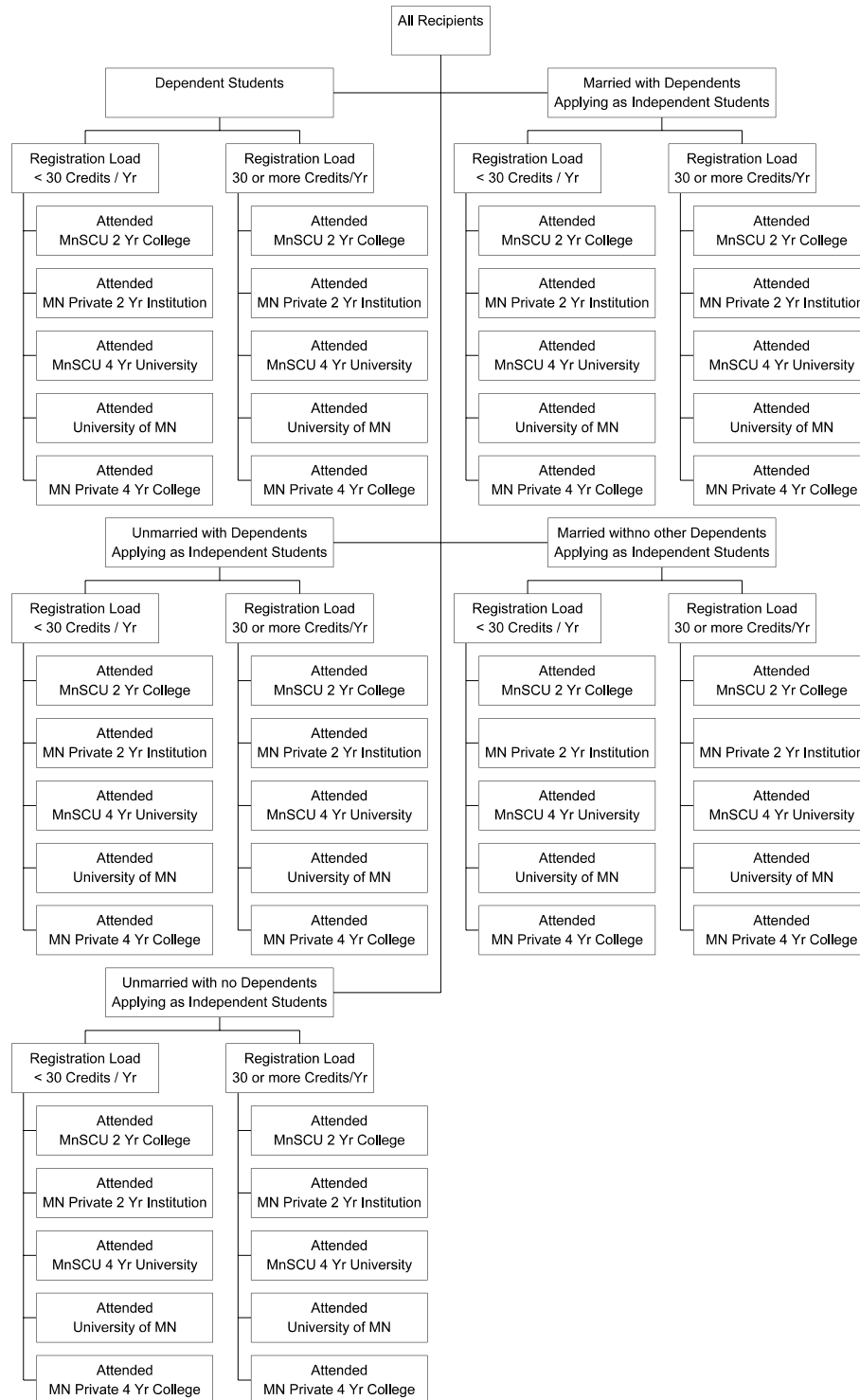
1 The Minnesota State Grant Program defines full-time attendance as a registration load of 15 semester credits (or the equivalent) per term. A registration load of at least 30 credits during Fiscal Year 2002 is equal to full-time, full-year attendance in this report.

Total Minnesota State Grants Received and Number of Recipients

The data in this report are based on the State Grant research data file as of October 2002. The totals may differ slightly from other documents published by the Minnesota Higher Education Services Office which are based on data captured at a different date.

Structure of This Report

- The following provides a pictorial description of the rest of the report.



Minnesota State Grant Statistics, Fiscal Year 2002

Adjusted Gross Income	Number of Minnesota State Grant Recipients	Combined Federal Pell and Minnesota State Grant Awards (Million)	Minnesota State Grant Awards (Million)
Less than \$10,000	15,467	\$59.92	\$19.92
\$10,000 to \$19,999	14,197	\$49.47	\$22.83
\$20,000 to \$29,999	12,348	\$43.34	\$24.57
\$30,000 to \$39,999	10,160	\$32.30	\$22.28
\$40,000 to \$49,999	8,648	\$22.05	\$17.65
\$50,000 to \$59,999	5,925	\$12.63	\$11.19
\$60,000 to \$69,999	2,794	\$4.98	\$4.72
\$70,000 and Over	1,735	\$2.57	\$2.49
Total	71,274	\$227.25	\$125.64

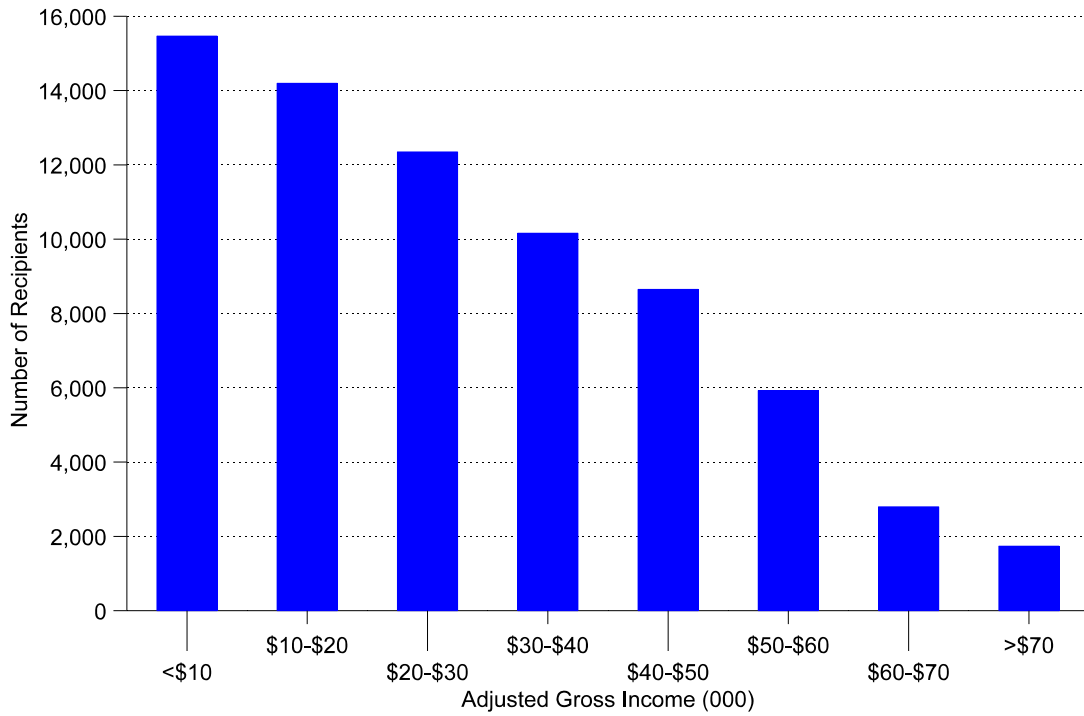
Adjusted Gross Income is parental income for dependent students and student and spouse income for independent students.

Family Status	Number of Minnesota State Grant Recipients	Combined Federal Pell and Minnesota State Grant Awards (Million)	Minnesota State Grant Awards (Million)
Dependent Students	42,741	\$139.27	\$91.43
Married Students with Dependents Applying as Independent Students	6,494	\$18.58	\$6.66
Unmarried Students with Dependents Applying as Independent Students	10,753	\$37.69	\$11.99
Married Students with No Other Dependents Applying as Independent Students	1,969	\$5.57	\$3.03
Unmarried Students with No Dependents Applying as Independent Students	9,317	\$26.13	\$12.53
Total	71,274	\$227.25	\$125.64

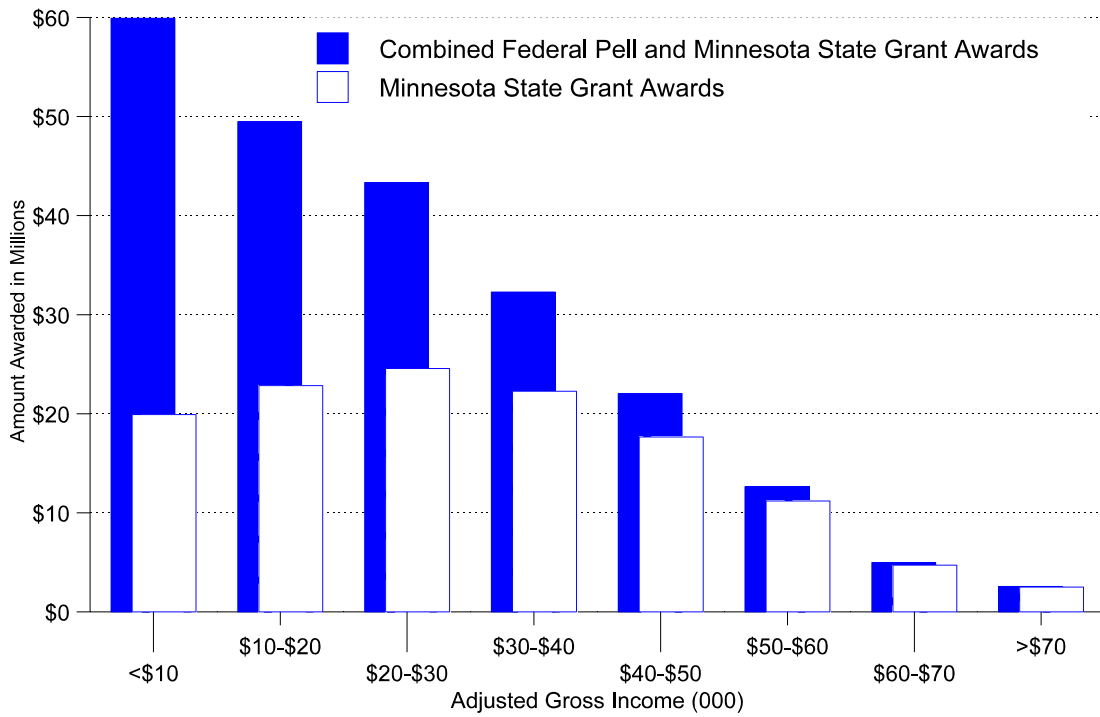
Source: Minnesota Higher Education Services Office

Minnesota State Grant Statistics, Fiscal Year 2002

Number of Minnesota State Grant Recipients

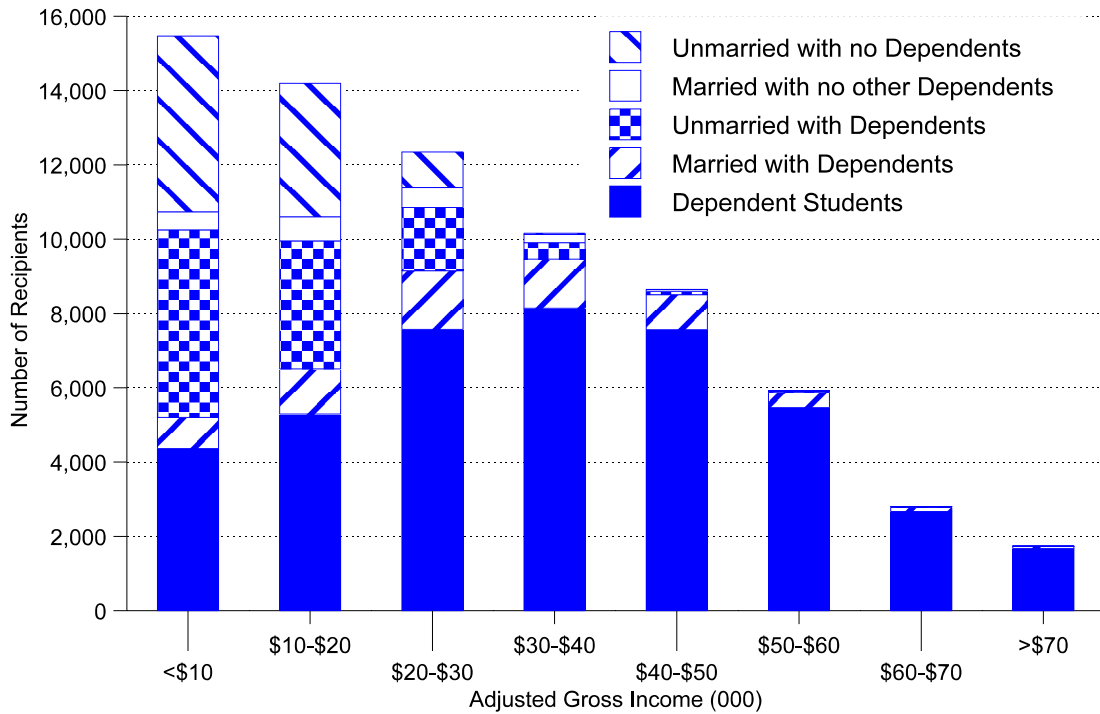


Combined Federal Pell and Minnesota State Grant Awards

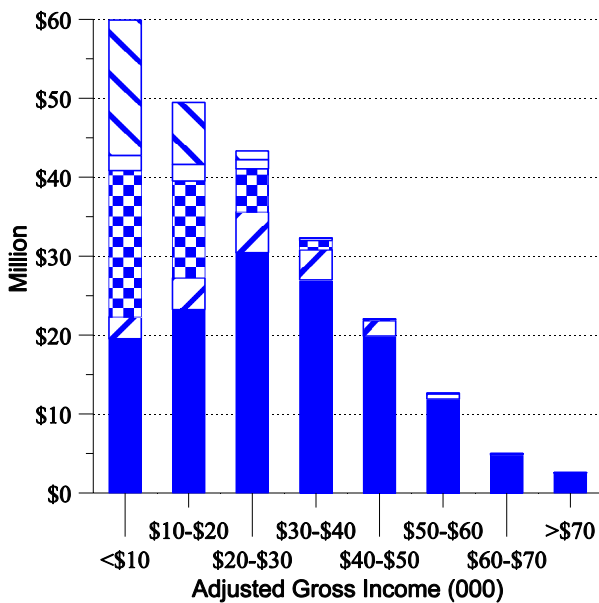


Minnesota State Grant Statistics, Fiscal Year 2002

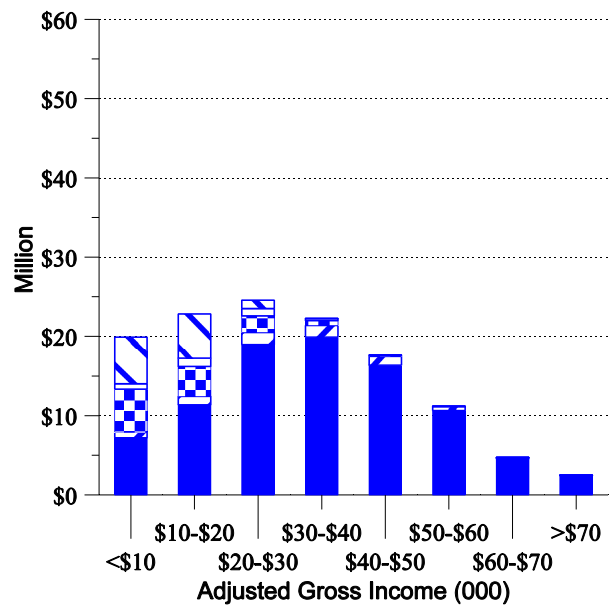
Number of Minnesota State Grant Recipients



Combined Federal Pell and Minnesota State Grant Awards



Minnesota State Grant Awards



I. Family Status: Dependent Students

The following table and charts include Minnesota State Grant Recipients in the categories highlighted

Family Status	Choice of Attendance Strategy	Choice of Institution Attended
Dependent Students		
Married with dependents applying as Independent Students	Registered for fewer than 30 credits during the fiscal year. Registered for at least 30 credits during the fiscal year.	MnSCU 2-Year Colleges
Unmarried with dependents applying as Independent Students		Minnesota Private 2-Year Institutions
Married with no other dependents applying as Independent Students		MnSCU 4-Year Universities
Unmarried with no dependents applying as Independent Students		University of Minnesota Minnesota Private 4-Year Institutions

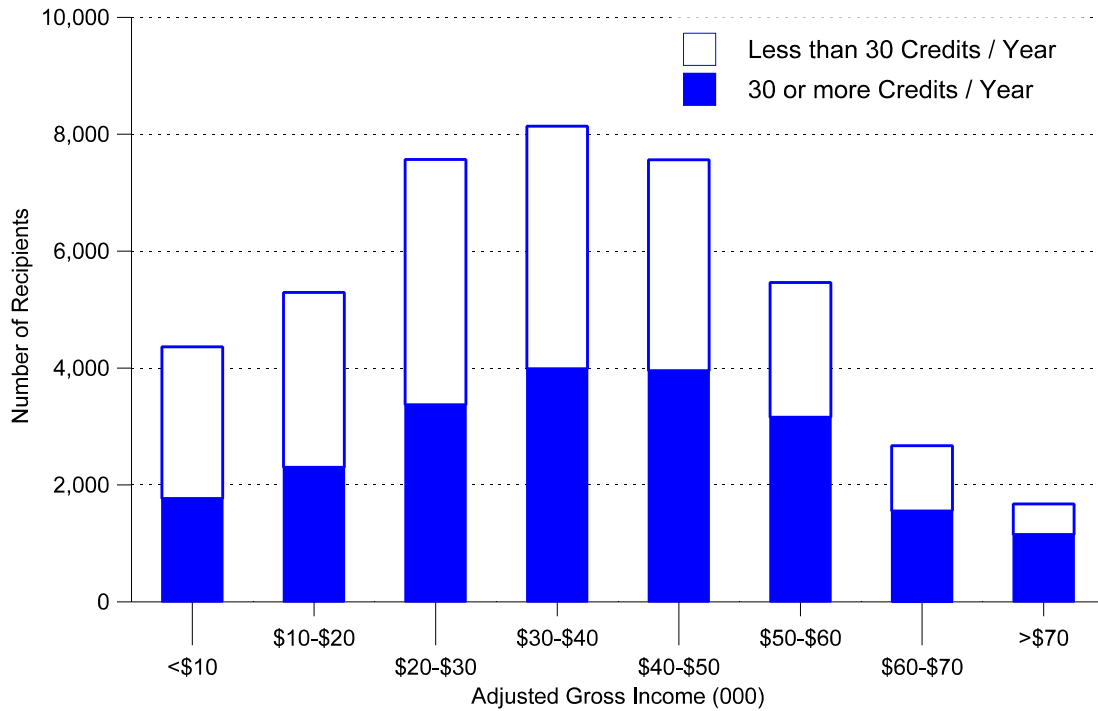
Adjusted Gross Income	Number of Minnesota State Grant Recipients	Combined Federal Pell and Minnesota State Grant Awards (Million)	Minnesota State Grant Awards (Million)
Less than \$10,000	4,363	\$19.53	\$7.21
\$10,000 to \$19,999	5,295	\$23.22	\$11.36
\$20,000 to \$29,999	7,570	\$30.45	\$18.96
\$30,000 to \$39,999	8,139	\$27.00	\$19.91
\$40,000 to \$49,999	7,563	\$19.88	\$16.37
\$50,000 to \$59,999	5,465	\$11.89	\$10.64
\$60,000 to \$69,999	2,672	\$4.79	\$4.57
\$70,000 and Over	1,674	\$2.50	\$2.42
Total	42,741	\$139.27	\$91.43

Adjusted Gross Income is parental income for dependent students and student and spouse income for independent students.

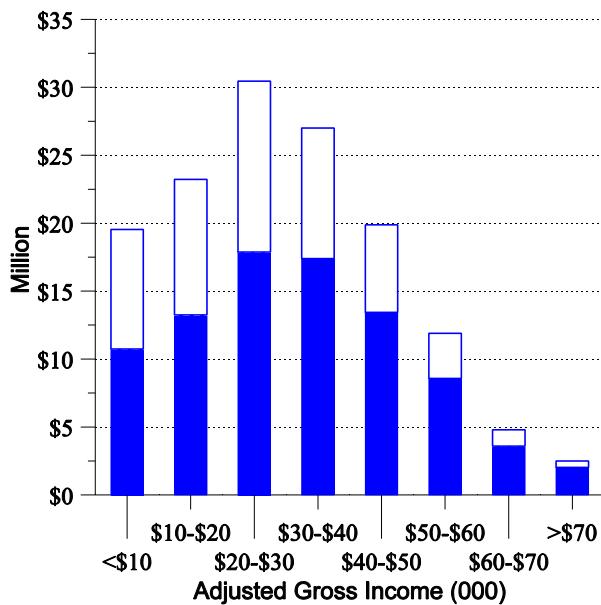
Source: Minnesota Higher Education Services Office

Minnesota State Grant Statistics: Recipients Applying as Dependent Students, Fiscal Year 2002

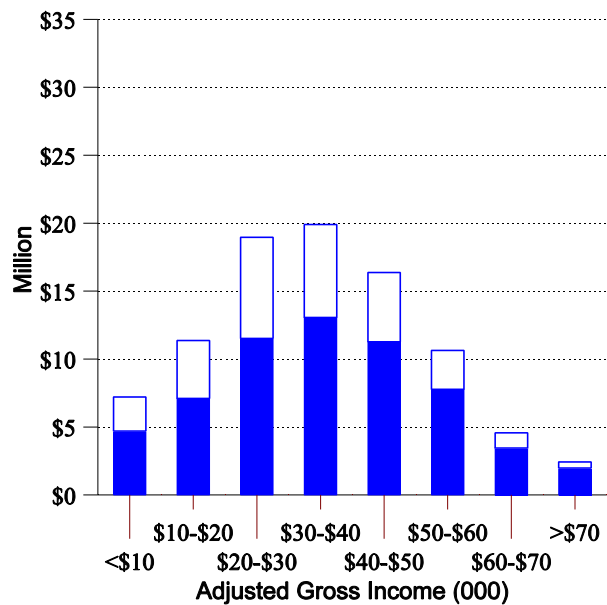
Number of Minnesota State Grant Recipients



Combined Federal Pell and Minnesota State Grant Awards



Minnesota State Grant Awards



A. Attendance Strategy: Registered for Fewer Than 30 Credits in Fiscal Year 2002

The following table and charts include Minnesota State Grant Recipients in the categories highlighted

Family Status	Choice of Attendance Strategy	Choice of Institution Attended
Dependent Students	Registered for fewer than 30 credits during the fiscal year.	MnSCU 2–Year Colleges
Married with dependents applying as Independent Students		Minnesota Private 2–Year Institutions
Unmarried with dependents applying as Independent Students		MnSCU 4–Year Universities
Married with no other dependents applying as Independent Students	Registered for at least 30 credits during the fiscal year.	University of Minnesota
Unmarried with no dependents applying as Independent Students		Minnesota Private 4–Year Institutions

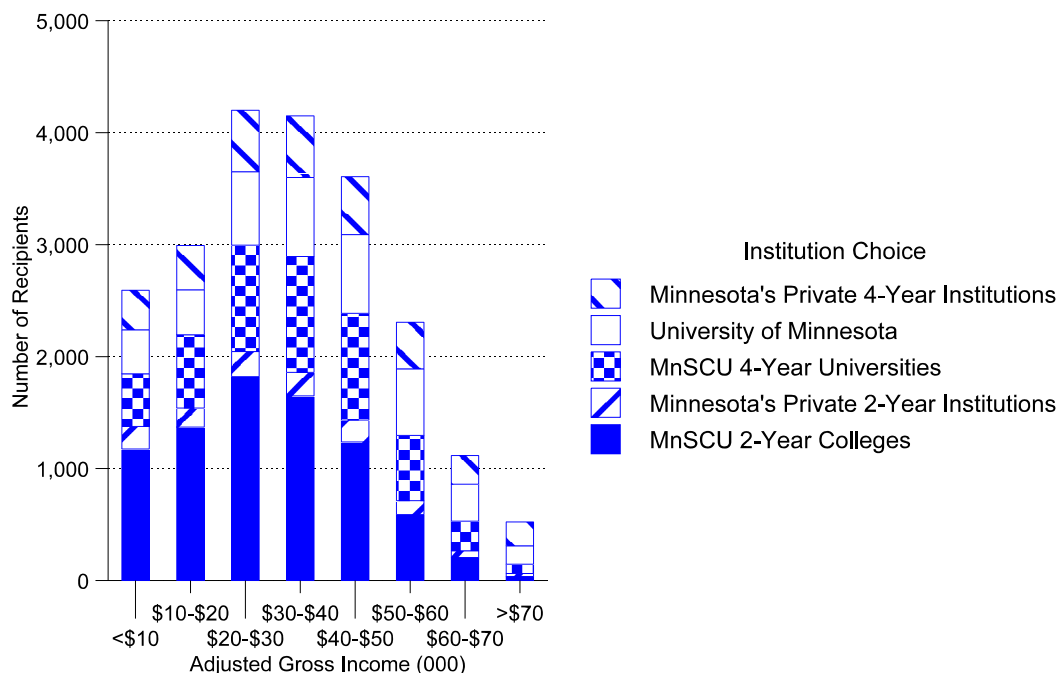
Adjusted Gross Income	Number of Minnesota State Grant Recipients	Combined Federal Pell and Minnesota State Grant Awards (Million)	Minnesota State Grant Awards (Million)
Less than \$10,000	2,593	\$8.79	\$2.51
\$10,000 to \$19,999	2,992	\$9.97	\$4.27
\$20,000 to \$29,999	4,200	\$12.58	\$7.44
\$30,000 to \$39,999	4,150	\$9.62	\$6.85
\$40,000 to \$49,999	3,607	\$6.44	\$5.09
\$50,000 to \$59,999	2,306	\$3.32	\$2.86
\$60,000 to \$69,999	1,116	\$1.19	\$1.12
\$70,000 and Over	523	\$0.47	\$0.45
Total	21,487	\$52.37	\$30.60

Adjusted Gross Income is parental income for dependent students and student and spouse income for independent students.

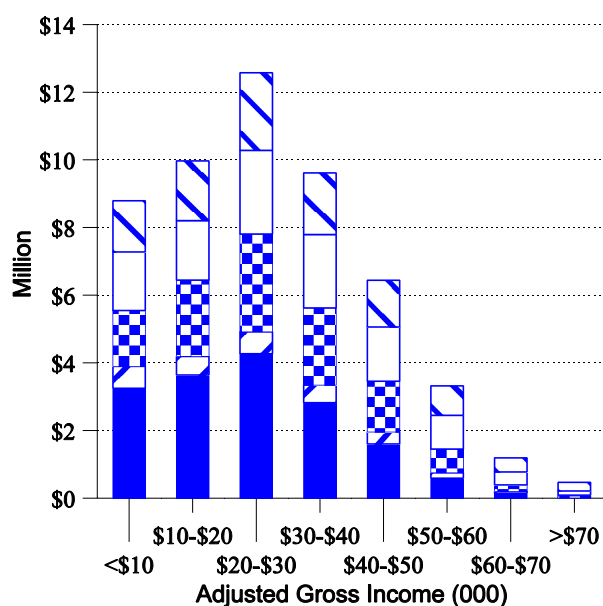
Source: Minnesota Higher Education Services Office

Minnesota State Grant Statistics: Recipients Applying as Dependent Students Registering for Fewer Than 30 Credits, Fiscal Year 2002

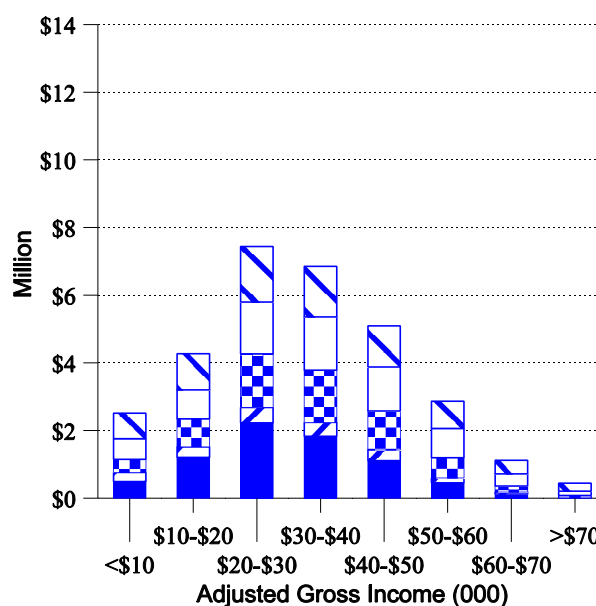
Number of Minnesota State Grant Recipients



Combined Federal Pell and Minnesota State Grant Awards



Minnesota State Grant Awards



1. Institution Choice: MnSCU Two-Year Colleges

The following table includes Minnesota State Grant Recipients in the categories highlighted		
Family Status	Choice of Attendance Strategy	Choice of Institution Attended
Dependent Students	Registered for fewer than 30 credits during the fiscal year.	MnSCU 2–Year Colleges
Married with dependents applying as Independent Students	Registered for at least 30 credits during the fiscal year.	Minnesota Private 2–Year Institutions
Unmarried with dependents applying as Independent Students		MnSCU 4–Year Universities
Married with no other dependents applying as Independent Students		University of Minnesota
Unmarried with no dependents applying as Independent Students		Minnesota Private 4–Year Institutions

Adjusted Gross Income	Number of Minnesota State Grant Recipients	Combined Federal Pell and Minnesota State Grant Awards (Million)	Minnesota State Grant Awards (Million)
Less than \$10,000	1,176	\$3.25	\$0.49
\$10,000 to \$19,999	1,371	\$3.64	\$1.20
\$20,000 to \$29,999	1,821	\$4.27	\$2.23
\$30,000 to \$39,999	1,649	\$2.82	\$1.83
\$40,000 to \$49,999	1,238	\$1.60	\$1.11
\$50,000 to \$59,999	590	\$0.59	\$0.45
\$60,000 to \$69,999	206	\$0.14	\$0.12
\$70,000 and Over	36	\$0.02	\$0.02
Total	8,087	\$16.33	\$7.45

Adjusted Gross Income is parental income for dependent students and student and spouse income for independent students.

Source: Minnesota Higher Education Services Office

2. Institution Choice: Minnesota Private Two-Year (Career) Institutions

The following table includes Minnesota State Grant Recipients in the categories highlighted		
Family Status	Choice of Attendance Strategy	Choice of Institution Attended
Dependent Students	Registered for fewer than 30 credits during the fiscal year.	MnSCU 2–Year Colleges
Married with dependents applying as Independent Students		Minnesota Private 2–Year Institutions
Unmarried with dependents applying as Independent Students	Registered for at least 30 credits during the fiscal year.	MnSCU 4–Year Universities
Married with no other dependents applying as Independent Students		University of Minnesota
Unmarried with no dependents applying as Independent Students		Minnesota Private 4–Year Institutions

Adjusted Gross Income	Number of Minnesota State Grant Recipients	Combined Federal Pell and Minnesota State Grant Awards (Million)	Minnesota State Grant Awards (Million)
Less than \$10,000	201	\$0.65	\$0.27
\$10,000 to \$19,999	170	\$0.55	\$0.31
\$20,000 to \$29,999	224	\$0.65	\$0.45
\$30,000 to \$39,999	210	\$0.52	\$0.41
\$40,000 to \$49,999	196	\$0.36	\$0.32
\$50,000 to \$59,999	123	\$0.16	\$0.15
\$60,000 to \$69,999	60	\$0.06	\$0.06
\$70,000 and Over	28	\$0.02	\$0.02
Total	1,212	\$2.96	\$1.99

Adjusted Gross Income is parental income for dependent students and student and spouse income for independent students.

Source: Minnesota Higher Education Services Office

3. Institution Choice: MnSCU Four-Year Universities

The following table includes Minnesota State Grant Recipients in the categories highlighted		
Family Status	Choice of Attendance Strategy	Choice of Institution Attended
Dependent Students	Registered for fewer than 30 credits during the fiscal year.	MnSCU 2–Year Colleges
Married with dependents applying as Independent Students		Minnesota Private 2–Year Institutions
Unmarried with dependents applying as Independent Students	Registered for at least 30 credits during the fiscal year.	MnSCU 4–Year Universities
Married with no other dependents applying as Independent Students		University of Minnesota
Unmarried with no dependents applying as Independent Students		Minnesota Private 4–Year Institutions

Adjusted Gross Income	Number of Minnesota State Grant Recipients	Combined Federal Pell and Minnesota State Grant Awards (Million)	Minnesota State Grant Awards (Million)
Less than \$10,000	469	\$1.65	\$0.38
\$10,000 to \$19,999	655	\$2.25	\$0.83
\$20,000 to \$29,999	950	\$2.89	\$1.59
\$30,000 to \$39,999	1,036	\$2.28	\$1.54
\$40,000 to \$49,999	952	\$1.50	\$1.15
\$50,000 to \$59,999	584	\$0.70	\$0.59
\$60,000 to \$69,999	264	\$0.19	\$0.18
\$70,000 and Over	82	\$0.05	\$0.05
Total	4,992	\$11.52	\$6.31

Adjusted Gross Income is parental income for dependent students and student and spouse income for independent students.

Source: Minnesota Higher Education Services Office

4. Institution Choice: University of Minnesota

The following table includes Minnesota State Grant Recipients in the categories highlighted		
Family Status	Choice of Attendance Strategy	Choice of Institution Attended
Dependent Students	Registered for fewer than 30 credits during the fiscal year.	MnSCU 2–Year Colleges
Married with dependents applying as Independent Students		Minnesota Private 2–Year Institutions
Unmarried with dependents applying as Independent Students	Registered for at least 30 credits during the fiscal year.	MnSCU 4–Year Universities
Married with no other dependents applying as Independent Students		University of Minnesota
Unmarried with no dependents applying as Independent Students		Minnesota Private 4–Year Institutions

Adjusted Gross Income	Number of Minnesota State Grant Recipients	Combined Federal Pell and Minnesota State Grant Awards (Million)	Minnesota State Grant Awards (Million)
Less than \$10,000	393	\$1.73	\$0.61
\$10,000 to \$19,999	400	\$1.76	\$0.86
\$20,000 to \$29,999	656	\$2.47	\$1.53
\$30,000 to \$39,999	705	\$2.17	\$1.57
\$40,000 to \$49,999	704	\$1.60	\$1.30
\$50,000 to \$59,999	594	\$0.99	\$0.87
\$60,000 to \$69,999	330	\$0.38	\$0.36
\$70,000 and Over	165	\$0.13	\$0.12
Total	3,947	\$11.24	\$7.23

Adjusted Gross Income is parental income for dependent students and student and spouse income for independent students.

Source: Minnesota Higher Education Services Office

5. Institution Choice: Minnesota Private Four-Year Institutions

The following table includes Minnesota State Grant Recipients in the categories highlighted		
Family Status	Choice of Attendance Strategy	Choice of Institution Attended
Dependent Students	Registered for fewer than 30 credits during the fiscal year.	MnSCU 2–Year Colleges
Married with dependents applying as Independent Students		Minnesota Private 2–Year Institutions
Unmarried with dependents applying as Independent Students		MnSCU 4–Year Universities
Married with no other dependents applying as Independent Students	Registered for at least 30 credits during the fiscal year.	University of Minnesota
Unmarried with no dependents applying as Independent Students		Minnesota Private 4–Year Institutions

Adjusted Gross Income	Number of Minnesota State Grant Recipients	Combined Federal Pell and Minnesota State Grant Awards (Million)	Minnesota State Grant Awards (Million)
Less than \$10,000	354	\$1.51	\$0.75
\$10,000 to \$19,999	396	\$1.77	\$1.06
\$20,000 to \$29,999	549	\$2.29	\$1.64
\$30,000 to \$39,999	550	\$1.82	\$1.50
\$40,000 to \$49,999	517	\$1.38	\$1.21
\$50,000 to \$59,999	415	\$0.87	\$0.80
\$60,000 to \$69,999	256	\$0.42	\$0.40
\$70,000 and Over	212	\$0.25	\$0.24
Total	3,249	\$10.32	\$7.62

Adjusted Gross Income is parental income for dependent students and student and spouse income for independent students.

Source: Minnesota Higher Education Services Office

B. Attendance Strategy: Registered for at Least 30 Credits in the Fiscal Year 2002

The following table and charts include Minnesota State Grant Recipients in the categories highlighted

Family Status	Choice of Attendance Strategy	Choice of Institution Attended
Dependent Students		
Married with dependents applying as Independent Students	Registered for fewer than 30 credits during the fiscal year.	MnSCU 2–Year Colleges
Unmarried with dependents applying as Independent Students		Minnesota Private 2–Year Institutions
Married with no other dependents applying as Independent Students	Registered for at least 30 credits during the fiscal year.	MnSCU 4–Year Universities
Unmarried with no dependents applying as Independent Students		University of Minnesota
		Minnesota Private 4–Year Institutions

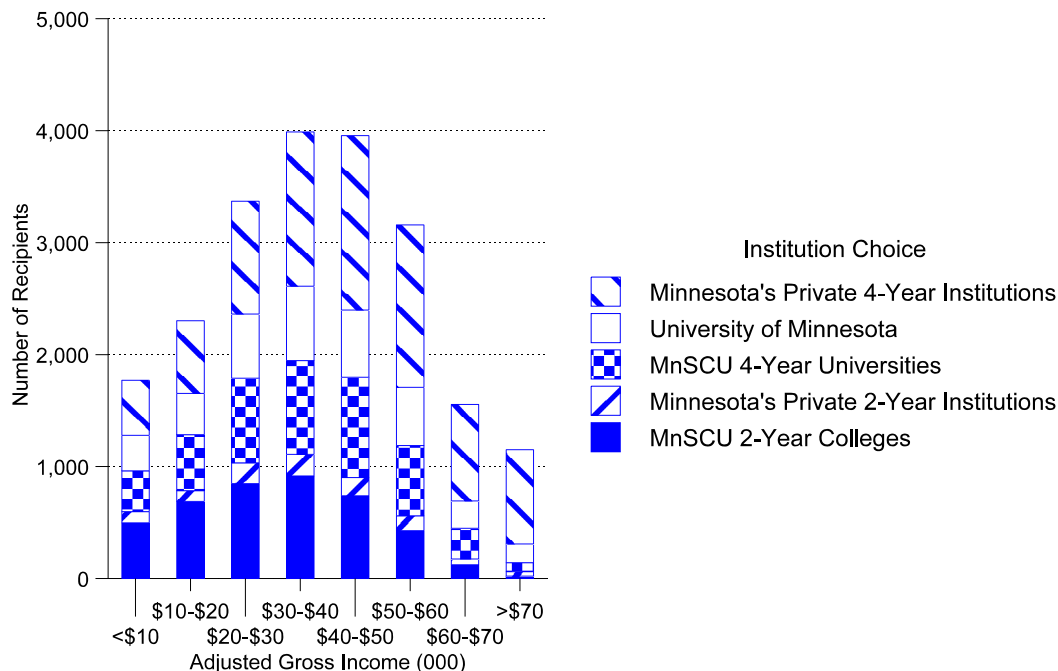
Adjusted Gross Income	Number of Minnesota State Grant Recipients	Combined Federal Pell and Minnesota State Grant Awards (Million)	Minnesota State Grant Awards (Million)
Less than \$10,000	1,770	\$10.74	\$4.70
\$10,000 to \$19,999	2,303	\$13.25	\$7.10
\$20,000 to \$29,999	3,370	\$17.87	\$11.52
\$30,000 to \$39,999	3,989	\$17.39	\$13.06
\$40,000 to \$49,999	3,956	\$13.44	\$11.27
\$50,000 to \$59,999	3,159	\$8.57	\$7.77
\$60,000 to \$69,999	1,556	\$3.60	\$3.44
\$70,000 and Over	1,151	\$2.03	\$1.98
Total	21,254	\$86.89	\$60.84

Adjusted Gross Income is parental income for dependent students and student and spouse income for independent students.

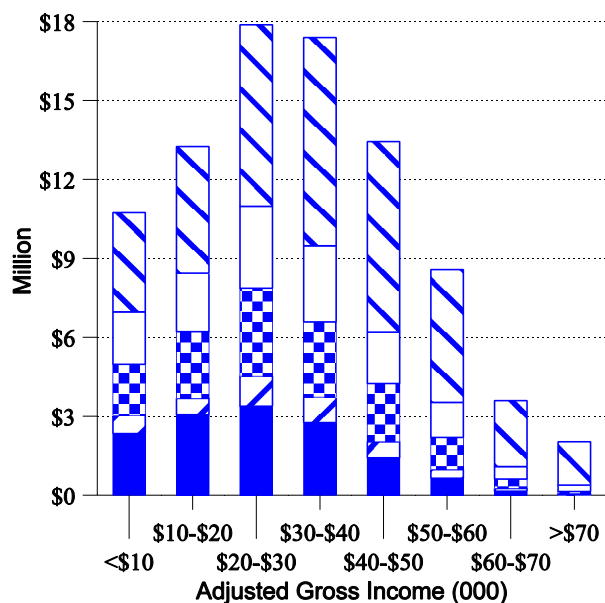
Source: Minnesota Higher Education Services Office

Minnesota State Grant Statistics: Recipients Applying as Dependent Students Registering for at Least 30 Credits, Fiscal Year 2002

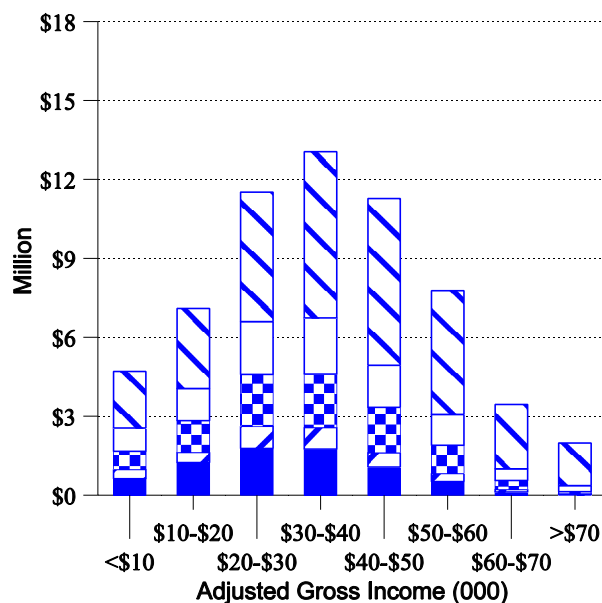
Number of Minnesota State Grant Recipients



Combined Federal Pell and Minnesota State Grant Awards



Minnesota State Grant Awards



1. Institution Choice: MnSCU Two-Year Colleges

The following table includes Minnesota State Grant Recipients in the categories highlighted		
Family Status	Choice of Attendance Strategy	Choice of Institution Attended
Dependent Students		MnSCU 2–Year Colleges
Married with dependents applying as Independent Students	Registered for fewer than 30 credits during the fiscal year.	Minnesota Private 2–Year Institutions
Unmarried with dependents applying as Independent Students	Registered for at least 30 credits during the fiscal year.	MnSCU 4–Year Universities
Married with no other dependents applying as Independent Students		University of Minnesota
Unmarried with no dependents applying as Independent Students		Minnesota Private 4–Year Institutions

Adjusted Gross Income	Number of Minnesota State Grant Recipients	Combined Federal Pell and Minnesota State Grant Awards (Million)	Minnesota State Grant Awards (Million)
Less than \$10,000	498	\$2.34	\$0.62
\$10,000 to \$19,999	689	\$3.06	\$1.24
\$20,000 to \$29,999	848	\$3.38	\$1.77
\$30,000 to \$39,999	917	\$2.76	\$1.75
\$40,000 to \$49,999	739	\$1.42	\$1.07
\$50,000 to \$59,999	428	\$0.64	\$0.51
\$60,000 to \$69,999	124	\$0.15	\$0.12
\$70,000 and Over	22	\$0.01	\$0.01
Total	4,265	\$13.76	\$7.10

Adjusted Gross Income is parental income for dependent students and student and spouse income for independent students.

Source: Minnesota Higher Education Services Office

2. Institution Choice: Minnesota Private Two-Year (Career) Institutions

The following table includes Minnesota State Grant Recipients in the categories highlighted		
Family Status	Choice of Attendance Strategy	Choice of Institution Attended
Dependent Students	Registered for fewer than 30 credits during the fiscal year.	MnSCU 2–Year Colleges
Married with dependents applying as Independent Students		Minnesota Private 2–Year Institutions
Unmarried with dependents applying as Independent Students	Registered for at least 30 credits during the fiscal year.	MnSCU 4–Year Universities
Married with no other dependents applying as Independent Students		University of Minnesota
Unmarried with no dependents applying as Independent Students		Minnesota Private 4–Year Institutions

Adjusted Gross Income	Number of Minnesota State Grant Recipients	Combined Federal Pell and Minnesota State Grant Awards (Million)	Minnesota State Grant Awards (Million)
Less than \$10,000	99	\$0.70	\$0.35
\$10,000 to \$19,999	96	\$0.62	\$0.38
\$20,000 to \$29,999	186	\$1.14	\$0.85
\$30,000 to \$39,999	192	\$0.96	\$0.82
\$40,000 to \$49,999	163	\$0.61	\$0.55
\$50,000 to \$59,999	133	\$0.33	\$0.31
\$60,000 to \$69,999	50	\$0.10	\$0.10
\$70,000 and Over	40	\$0.05	\$0.05
Total	959	\$4.51	\$3.41

Adjusted Gross Income is parental income for dependent students and student and spouse income for independent students.

Source: Minnesota Higher Education Services Office

3. Institution Choice: MnSCU Four-Year Universities

The following table includes Minnesota State Grant Recipients in the categories highlighted		
Family Status	Choice of Attendance Strategy	Choice of Institution Attended
Dependent Students	Registered for fewer than 30 credits during the fiscal year.	MnSCU 2–Year Colleges
Married with dependents applying as Independent Students		Minnesota Private 2–Year Institutions
Unmarried with dependents applying as Independent Students	Registered for at least 30 credits during the fiscal year.	MnSCU 4–Year Universities
Married with no other dependents applying as Independent Students		University of Minnesota
Unmarried with no dependents applying as Independent Students		Minnesota Private 4–Year Institutions

Adjusted Gross Income	Number of Minnesota State Grant Recipients	Combined Federal Pell and Minnesota State Grant Awards (Million)	Minnesota State Grant Awards (Million)
Less than \$10,000	365	\$1.93	\$0.68
\$10,000 to \$19,999	500	\$2.54	\$1.21
\$20,000 to \$29,999	755	\$3.34	\$1.97
\$30,000 to \$39,999	838	\$2.86	\$2.03
\$40,000 to \$49,999	896	\$2.21	\$1.73
\$50,000 to \$59,999	627	\$1.22	\$1.07
\$60,000 to \$69,999	275	\$0.36	\$0.34
\$70,000 and Over	79	\$0.08	\$0.07
Total	4,335	\$14.5	\$9.10

Adjusted Gross Income is parental income for dependent students and student and spouse income for independent students.

Source: Minnesota Higher Education Services Office

4. Institution Choice: University of Minnesota

The following table includes Minnesota State Grant Recipients in the categories highlighted		
Family Status	Choice of Attendance Strategy	Choice of Institution Attended
Dependent Students		
Married with dependents applying as Independent Students	Registered for fewer than 30 credits during the fiscal year.	MnSCU 2–Year Colleges Minnesota Private 2–Year Institutions
Unmarried with dependents applying as Independent Students	Registered for at least 30 credits during the fiscal year.	MnSCU 4–Year Universities
Married with no other dependents applying as Independent Students		University of Minnesota
Unmarried with no dependents applying as Independent Students		Minnesota Private 4–Year Institutions

Adjusted Gross Income	Number of Minnesota State Grant Recipients	Combined Federal Pell and Minnesota State Grant Awards (Million)	Minnesota State Grant Awards (Million)
Less than \$10,000	318	\$2.00	\$0.89
\$10,000 to \$19,999	369	\$2.22	\$1.22
\$20,000 to \$29,999	573	\$3.12	\$2.01
\$30,000 to \$39,999	664	\$2.89	\$2.14
\$40,000 to \$49,999	600	\$1.95	\$1.60
\$50,000 to \$59,999	520	\$1.33	\$1.17
\$60,000 to \$69,999	245	\$0.48	\$0.44
\$70,000 and Over	168	\$0.25	\$0.23
Total	3,457	\$14.24	\$9.70

Adjusted Gross Income is parental income for dependent students and student and spouse income for independent students.

Source: Minnesota Higher Education Services Office

5. Institution Choice: Minnesota Private Four-Year Institutions

The following table includes Minnesota State Grant Recipients in the categories highlighted		
Family Status	Choice of Attendance Strategy	Choice of Institution Attended
Dependent Students		
Married with dependents applying as Independent Students	Registered for fewer than 30 credits during the fiscal year.	MnSCU 2–Year Colleges Minnesota Private 2–Year Institutions
Unmarried with dependents applying as Independent Students	Registered for at least 30 credits during the fiscal year.	MnSCU 4–Year Universities
Married with no other dependents applying as Independent Students		University of Minnesota
Unmarried with no dependents applying as Independent Students		Minnesota Private 4–Year Institutions

Adjusted Gross Income	Number of Minnesota State Grant Recipients	Combined Federal Pell and Minnesota State Grant Awards (Million)	Minnesota State Grant Awards (Million)
Less than \$10,000	490	\$3.77	\$2.15
\$10,000 to \$19,999	649	\$4.81	\$3.04
\$20,000 to \$29,999	1,008	\$6.90	\$4.92
\$30,000 to \$39,999	1,378	\$7.91	\$6.32
\$40,000 to \$49,999	1,558	\$7.25	\$6.34
\$50,000 to \$59,999	1,451	\$5.05	\$4.70
\$60,000 to \$69,999	862	\$2.51	\$2.44
\$70,000 and Over	842	\$1.65	\$1.61
Total	8,238	\$39.84	\$31.53

Adjusted Gross Income is parental income for dependent students and student and spouse income for independent students.

Source: Minnesota Higher Education Services Office

II. Family Status: Married Students with Dependents Applying as Independent Students

The following table and charts include Minnesota State Grant Recipients in the categories highlighted		
Family Status	Choice of Attendance Strategy	Choice of Institution Attended
Dependent Students	Registered for fewer than 30 credits during the fiscal year. Registered for at least 30 credits during the fiscal year.	MnSCU 2–Year Colleges
Married with dependents applying as Independent Students		Minnesota Private 2–Year Institutions
Unmarried with dependents applying as Independent Students		MnSCU 4–Year Universities
Married with no other dependents applying as Independent Students		University of Minnesota
Unmarried with no dependents applying as Independent Students		Minnesota Private 4–Year Institutions

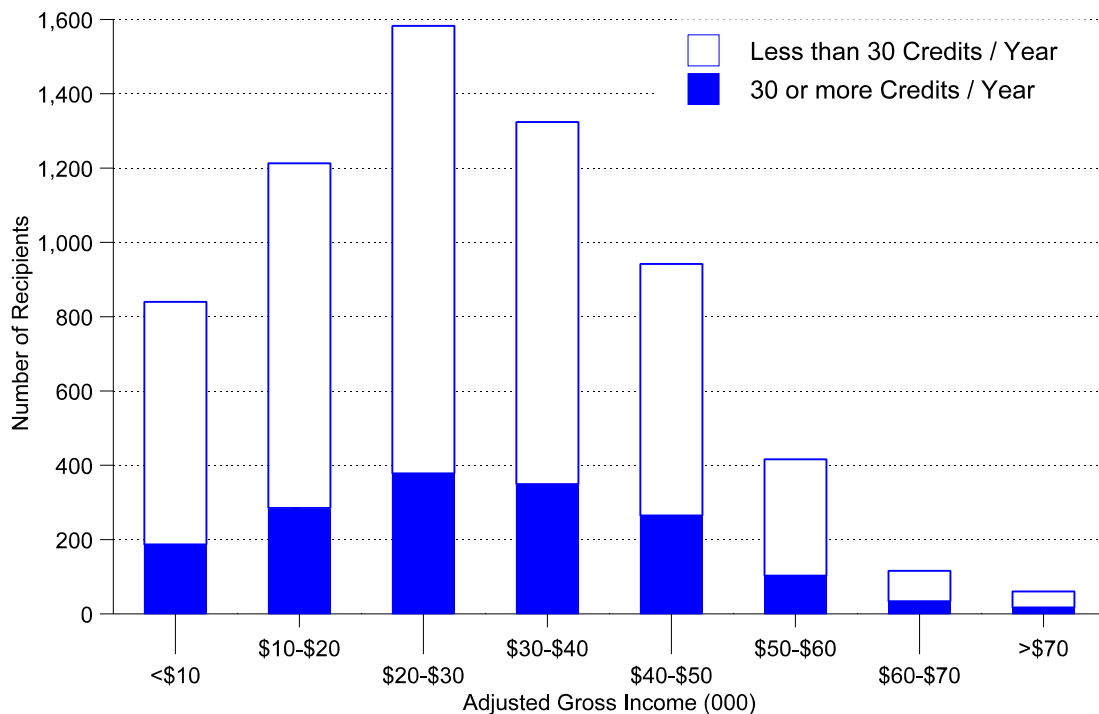
Adjusted Gross Income	Number of Minnesota State Grant Recipients	Combined Federal Pell and Minnesota State Grant Award (Million)	Minnesota State Grant Award (Million)
Less than \$10,000	840	\$2.76	\$0.75
\$10,000 to \$19,999	1,213	\$4.03	\$1.08
\$20,000 to \$29,999	1,583	\$5.14	\$1.54
\$30,000 to \$39,999	1,324	\$3.79	\$1.46
\$40,000 to \$49,999	942	\$1.93	\$1.11
\$50,000 to \$59,999	416	\$0.68	\$0.51
\$60,000 to \$69,999	116	\$0.18	\$0.15
\$70,000 and Over	60	\$0.07	\$0.07
Total	6,494	\$18.58	\$6.66

Adjusted Gross Income is parental income for dependent students and student and spouse income for independent students.

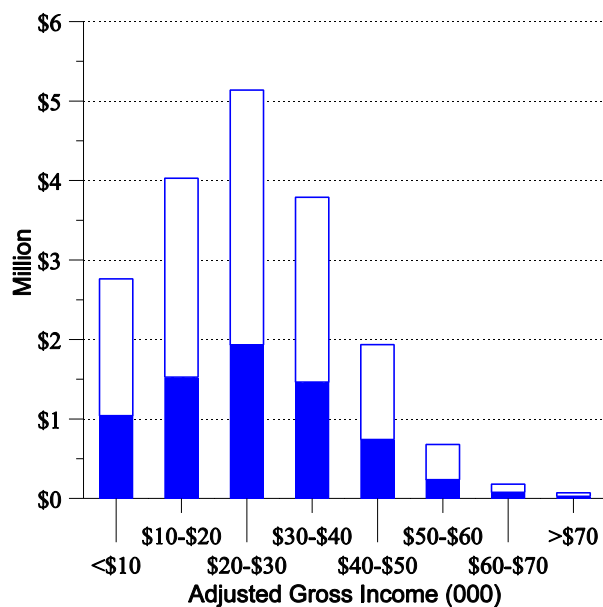
Source: Minnesota Higher Education Services Office

Minnesota State Grant Statistics: Married Students with Dependents Applying as Independent Students, Fiscal Year 2002

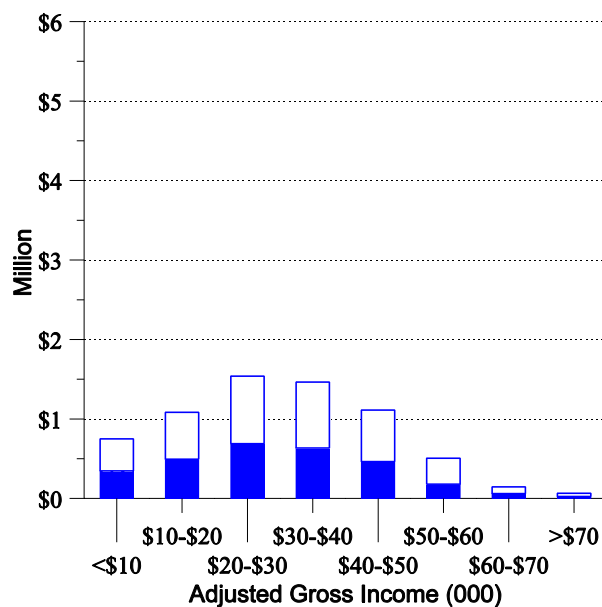
Number of Minnesota State Grant Recipients



Combined Federal Pell and Minnesota State Grant Awards



Minnesota State Grant Awards



A. Attendance Strategy: Registered for Fewer Than 30 Credits in Fiscal Year 2002

The following table and charts include Minnesota State Grant Recipients in the categories highlighted		
Family Status	Choice of Attendance Strategy	Choice of Institution Attended
Dependent Students	Registered for fewer than 30 credits during the fiscal year.	MnSCU 2–Year Colleges
Married with dependents applying as Independent Students		Minnesota Private 2–Year Institutions
Unmarried with dependents applying as Independent Students	Registered for at least 30 credits during the fiscal year.	MnSCU 4–Year Universities
Married with no other dependents applying as Independent Students		University of Minnesota
Unmarried with no dependents applying as Independent Students		Minnesota Private 4–Year Institutions

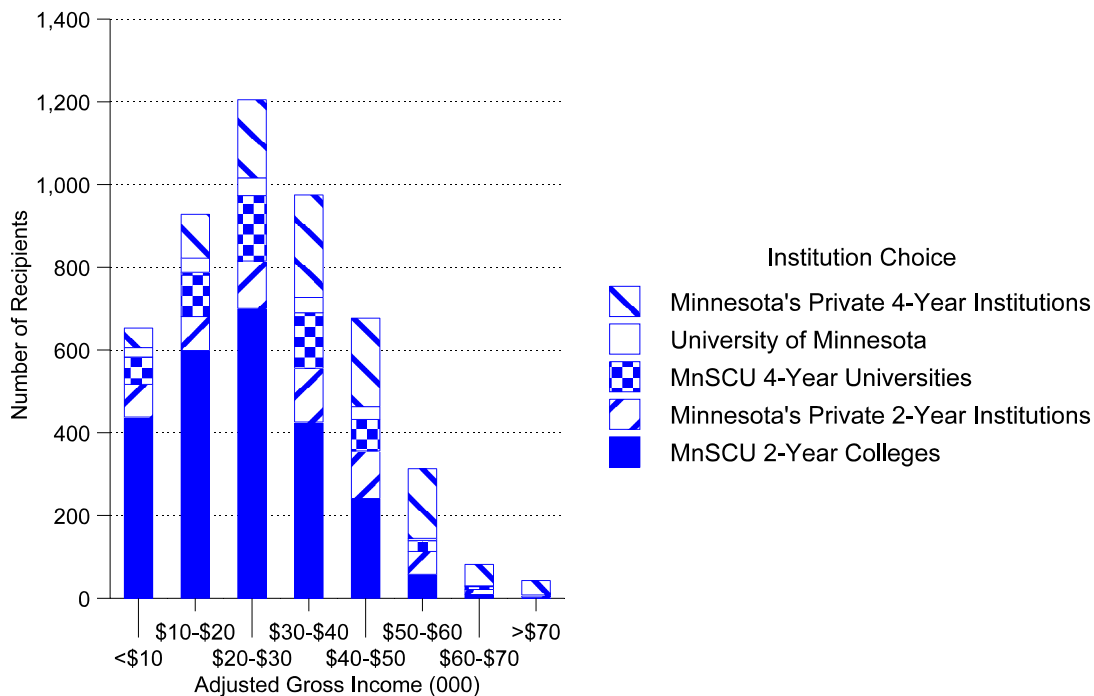
Adjusted Gross Income	Number of Minnesota State Grant Recipients	Combined Federal Pell and Minnesota State Grant Award (Million)	Minnesota State Grant Award (Million)
Less than \$10,000	653	\$1.72	\$0.40
\$10,000 to \$19,999	928	\$2.50	\$0.59
\$20,000 to \$29,999	1,205	\$3.20	\$0.85
\$30,000 to \$39,999	975	\$2.33	\$0.83
\$40,000 to \$49,999	677	\$1.19	\$0.65
\$50,000 to \$59,999	313	\$0.44	\$0.33
\$60,000 to \$69,999	82	\$0.10	\$0.08
\$70,000 and Over	43	\$0.05	\$0.04
Total	4,876	\$11.54	\$3.77

Adjusted Gross Income is parental income for dependent students and student and spouse income for independent students.

Source: Minnesota Higher Education Services Office

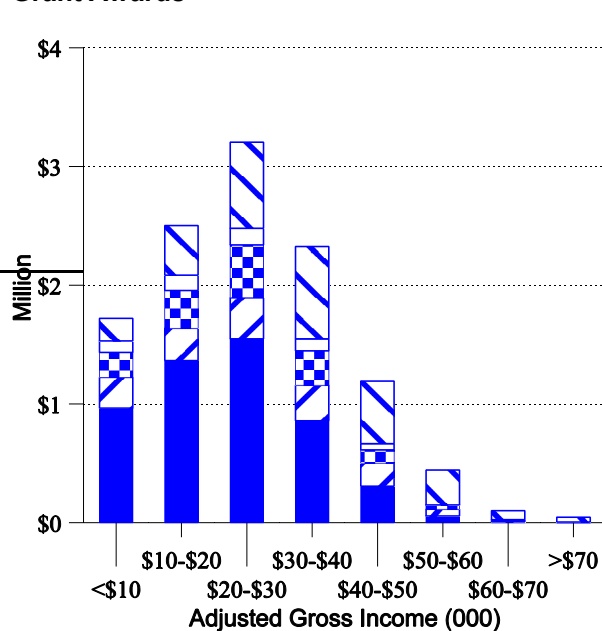
Minnesota State Grant Statistics: Married Students with Dependents Applying as Dependent Students Registering for Fewer Than 30 Credits, Fiscal Year 2002

Number of Minnesota State Grant Recipients



1. Institution Choice: MnSCU Two-Year Colleges

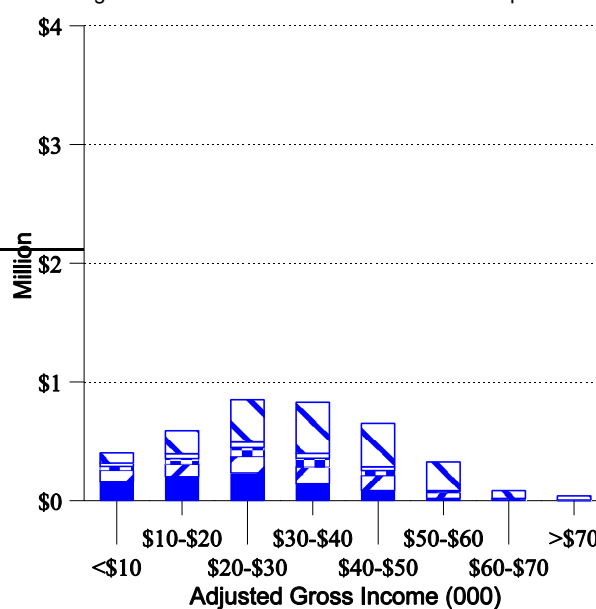
Combined Federal Pell and Minnesota State Grant Awards



Minnesota State Grant Awards

The following table includes Minnesota State Grant Recipients in

the categories highlighted



Family Status	Choice of Attendance Strategy	Choice of Institution Attended
Dependent Students	Registered for fewer than 30 credits during the fiscal year.	MnSCU 2–Year Colleges
Married with dependents applying as Independent Students		Minnesota Private 2–Year Institutions
Unmarried with dependents applying as Independent Students	Registered for at least 30 credits during the fiscal year.	MnSCU 4–Year Universities
Married with no other dependents applying as Independent Students		University of Minnesota
Unmarried with no dependents applying as Independent Students		Minnesota Private 4–Year Institutions

Adjusted Gross Income	Number of Minnesota State Grant Recipients	Combined Federal Pell and Minnesota State Grant Award (Million)	Minnesota State Grant Award (Million)
Less than \$10,000	438	\$0.96	\$0.16
\$10,000 to \$19,999	599	\$1.37	\$0.20
\$20,000 to \$29,999	701	\$1.55	\$0.23
\$30,000 to \$39,999	426	\$0.86	\$0.14
\$40,000 to \$49,999	241	\$0.31	\$0.09
\$50,000 to \$59,999	58	\$0.06	\$0.02
\$60,000 to \$69,999	9	\$0.01	\$0.00
\$70,000 and Over	2	\$0.00	\$0.00
Total	2,474	\$5.11	\$0.84

Adjusted Gross Income is parental income for dependent students and student and spouse income for independent students.

Source: Minnesota Higher Education Services Office

2. Institution Choice: Minnesota Private Two-Year (Career) Institutions

The following table includes Minnesota State Grant Recipients in the categories highlighted		
Family Status	Choice of Attendance Strategy	Choice of Institution Attended
Dependent Students	Registered for fewer than 30 credits during the fiscal year.	MnSCU 2–Year Colleges
Married with dependents applying as Independent Students		Minnesota Private 2–Year Institutions
Unmarried with dependents applying as Independent Students	Registered for at least 30 credits during the fiscal year.	MnSCU 4–Year Universities
Married with no other dependents applying as Independent Students		University of Minnesota
Unmarried with no dependents applying as Independent Students		Minnesota Private 4–Year Institutions

Adjusted Gross Income	Number of Minnesota State Grant Recipients	Combined Federal Pell and Minnesota State Grant Award (Million)	Minnesota State Grant Award (Million)
Less than \$10,000	79	\$0.26	\$0.10
\$10,000 to \$19,999	82	\$0.27	\$0.11
\$20,000 to \$29,999	114	\$0.35	\$0.14
\$30,000 to \$39,999	130	\$0.30	\$0.14
\$40,000 to \$49,999	115	\$0.19	\$0.13
\$50,000 to \$59,999	55	\$0.06	\$0.05
\$60,000 to \$69,999	12	\$0.01	\$0.01
\$70,000 and Over	4	\$0.00	\$0.00
Total	591	\$1.44	\$0.68

Adjusted Gross Income is parental income for dependent students and student and spouse income for independent students.

Source: Minnesota Higher Education Services Office

3. Institution Choice: MnSCU Four-Year Universities

The following table includes Minnesota State Grant Recipients in the categories highlighted		
Family Status	Choice of Attendance Strategy	Choice of Institution Attended
Dependent Students	Registered for fewer than 30 credits during the fiscal year.	MnSCU 2–Year Colleges
Married with dependents applying as Independent Students		Minnesota Private 2–Year Institutions
Unmarried with dependents applying as Independent Students	Registered for at least 30 credits during the fiscal year.	MnSCU 4–Year Universities
Married with no other dependents applying as Independent Students		University of Minnesota
Unmarried with no dependents applying as Independent Students		Minnesota Private 4–Year Institutions

Adjusted Gross Income	Number of Minnesota State Grant Recipients	Combined Federal Pell and Minnesota State Grant Award (Million)	Minnesota State Grant Award (Million)
Less than \$10,000	66	\$0.21	\$0.03
\$10,000 to \$19,999	107	\$0.32	\$0.05
\$20,000 to \$29,999	158	\$0.44	\$0.07
\$30,000 to \$39,999	134	\$0.29	\$0.07
\$40,000 to \$49,999	76	\$0.11	\$0.04
\$50,000 to \$59,999	27	\$0.03	\$0.01
\$60,000 to \$69,999	7	\$0.00	\$0.00
\$70,000 and Over	2	\$0.00	\$0.00
Total	577	\$1.41	\$0.29

Adjusted Gross Income is parental income for dependent students and student and spouse income for independent students.

Source: Minnesota Higher Education Services Office

4. Institution Choice: University of Minnesota

The following table includes Minnesota State Grant Recipients in the categories highlighted		
Family Status	Choice of Attendance Strategy	Choice of Institution Attended
Dependent Students	Registered for fewer than 30 credits during the fiscal year.	MnSCU 2–Year Colleges
Married with dependents applying as Independent Students		Minnesota Private 2–Year Institutions
Unmarried with dependents applying as Independent Students	Registered for at least 30 credits during the fiscal year.	MnSCU 4–Year Universities
Married with no other dependents applying as Independent Students		University of Minnesota
Unmarried with no dependents applying as Independent Students		Minnesota Private 4–Year Institutions

Adjusted Gross Income	Number of Minnesota State Grant Recipients	Combined Federal Pell and Minnesota State Grant Award (Million)	Minnesota State Grant Award (Million)
Less than \$10,000	23	\$0.10	\$0.03
\$10,000 to \$19,999	34	\$0.13	\$0.04
\$20,000 to \$29,999	43	\$0.14	\$0.05
\$30,000 to \$39,999	37	\$0.10	\$0.04
\$40,000 to \$49,999	31	\$0.05	\$0.03
\$50,000 to \$59,999	5	\$0.00	\$0.00
\$60,000 to \$69,999	2	\$0.00	\$0.00
\$70,000 and Over	0	\$0.00	\$0.00
Total	175	\$0.53	\$0.19

Adjusted Gross Income is parental income for dependent students and student and spouse income for independent students.

Source: Minnesota Higher Education Services Office

5. Institution Choice: Minnesota Private Four-Year Institutions

The following table includes Minnesota State Grant Recipients in the categories highlighted		
Family Status	Choice of Attendance Strategy	Choice of Institution Attended
Dependent Students	Registered for fewer than 30 credits during the fiscal year.	MnSCU 2–Year Colleges
Married with dependents applying as Independent Students		Minnesota Private 2–Year Institutions
Unmarried with dependents applying as Independent Students	Registered for at least 30 credits during the fiscal year.	MnSCU 4–Year Universities
Married with no other dependents applying as Independent Students		University of Minnesota
Unmarried with no dependents applying as Independent Students		Minnesota Private 4–Year Institutions

Adjusted Gross Income	Number of Minnesota State Grant Recipients	Combined Federal Pell and Minnesota State Grant Award (Million)	Minnesota State Grant Award (Million)
Less than \$10,000	47	\$0.19	\$0.09
\$10,000 to \$19,999	106	\$0.42	\$0.19
\$20,000 to \$29,999	189	\$0.72	\$0.35
\$30,000 to \$39,999	248	\$0.78	\$0.43
\$40,000 to \$49,999	214	\$0.53	\$0.36
\$50,000 to \$59,999	168	\$0.29	\$0.24
\$60,000 to \$69,999	52	\$0.08	\$0.07
\$70,000 and Over	35	\$0.04	\$0.04
Total	1,059	\$3.05	\$1.77

Adjusted Gross Income is parental income for dependent students and student and spouse income for independent students.

Source: Minnesota Higher Education Services Office

B. Attendance Strategy: Registered for at Least 30 Credits in the Fiscal Year 2002

The following table and charts include Minnesota State Grant Recipients in the categories highlighted		
Family Status	Choice of Attendance Strategy	Choice of Institution Attended
Dependent Students	Registered for fewer than 30 credits during the fiscal year.	MnSCU 2–Year Colleges
Married with dependents applying as Independent Students		Minnesota Private 2–Year Institutions
Unmarried with dependents applying as Independent Students	Registered for at least 30 credits during the fiscal year.	MnSCU 4–Year Universities
Married with no other dependents applying as Independent Students		University of Minnesota
Unmarried with no dependents applying as Independent Students		Minnesota Private 4–Year Institutions

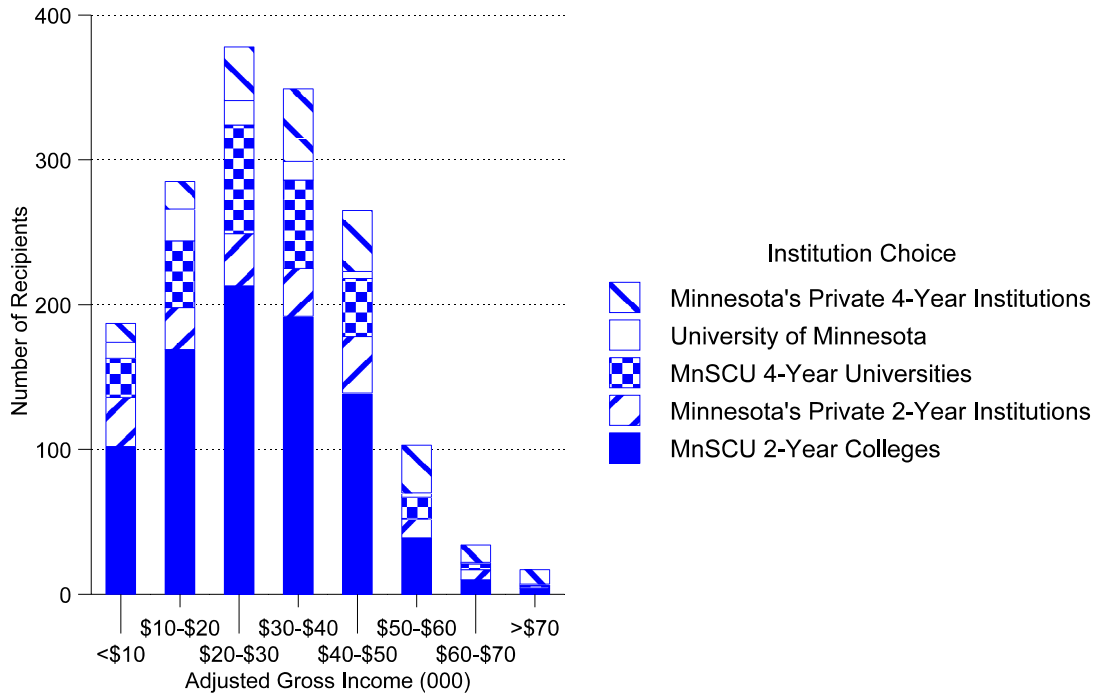
Adjusted Gross Income	Number of Minnesota State Grant Recipients	Combined Federal Pell and Minnesota State Grant Awards (Million)	Minnesota State Grant Awards (Million)
Less than \$10,000	187	\$1.04	\$0.35
\$10,000 to \$19,999	285	\$1.53	\$0.49
\$20,000 to \$29,999	378	\$1.93	\$0.69
\$30,000 to \$39,999	349	\$1.46	\$0.63
\$40,000 to \$49,999	265	\$0.74	\$0.46
\$50,000 to \$59,999	103	\$0.24	\$0.18
\$60,000 to \$69,999	34	\$0.08	\$0.06
\$70,000 and Over	17	\$0.03	\$0.02
Total	1,618	\$7.05	\$2.89

Adjusted Gross Income is parental income for dependent students and student and spouse income for independent students.

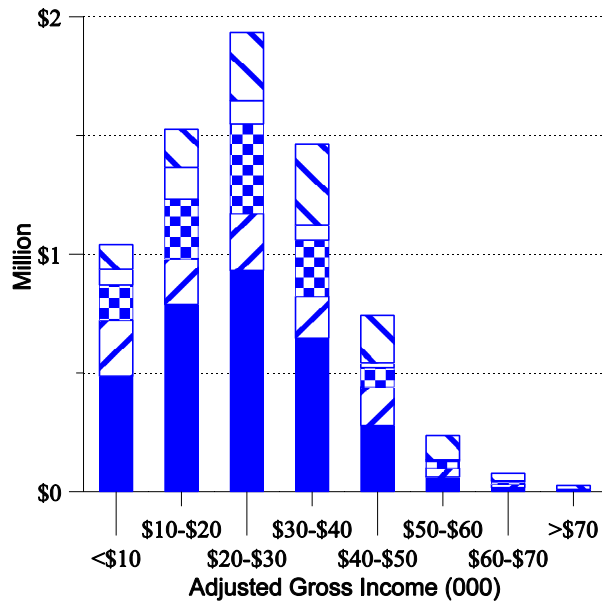
Source: Minnesota Higher Education Services Office

Minnesota State Grant Statistics: Married Students with Dependents Applying as Independent Students Registering for at Least 30 Credits, Fiscal Year 2002

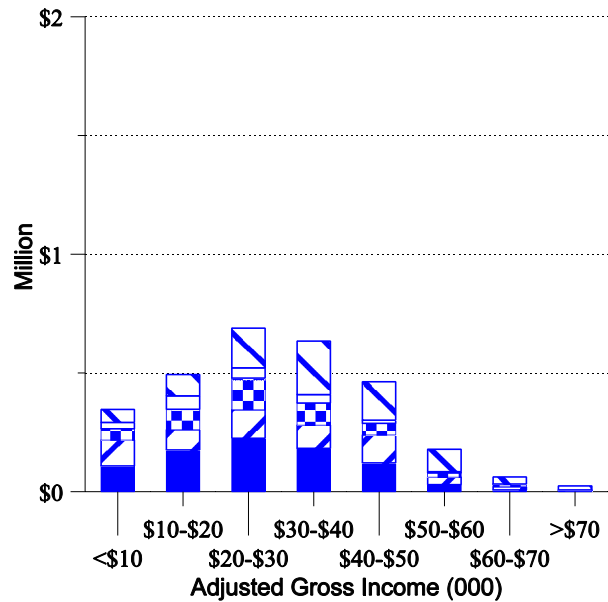
Number of Minnesota State Grant Recipients



Combined Federal Pell and Minnesota State Grant Awards



Minnesota State Grant Awards



1. Institution Choice: MnSCU Two-Year Colleges

The following table includes Minnesota State Grant Recipients in the categories highlighted		
Family Status	Choice of Attendance Strategy	Choice of Institution Attended
Dependent Students	Registered for fewer than 30 credits during the fiscal year.	MnSCU 2–Year Colleges
Married with dependents applying as Independent Students		Minnesota Private 2–Year Institutions
Unmarried with dependents applying as Independent Students	Registered for at least 30 credits during the fiscal year.	MnSCU 4–Year Universities
Married with no other dependents applying as Independent Students		University of Minnesota
Unmarried with no dependents applying as Independent Students		Minnesota Private 4–Year Institutions

Adjusted Gross Income	Number of Minnesota State Grant Recipients	Combined Federal Pell and Minnesota State Grant Awards (Million)	Minnesota State Grant Awards (Million)
Less than \$10,000	102	\$0.49	\$0.11
\$10,000 to \$19,999	169	\$0.79	\$0.18
\$20,000 to \$29,999	213	\$0.93	\$0.22
\$30,000 to \$39,999	192	\$0.65	\$0.18
\$40,000 to \$49,999	139	\$0.28	\$0.12
\$50,000 to \$59,999	39	\$0.06	\$0.03
\$60,000 to \$69,999	10	\$0.02	\$0.01
\$70,000 and Over	4	\$0.00	\$0.00
Total	868	\$3.21	\$0.85

Adjusted Gross Income is parental income for dependent students and student and spouse income for independent students.

Source: Minnesota Higher Education Services Office

2. Institution Choice: Minnesota Private Two-Year (Career) Institutions

The following table includes Minnesota State Grant Recipients in the categories highlighted		
Family Status	Choice of Attendance Strategy	Choice of Institution Attended
Dependent Students	Registered for fewer than 30 credits during the fiscal year.	MnSCU 2–Year Colleges
Married with dependents applying as Independent Students		Minnesota Private 2–Year Institutions
Unmarried with dependents applying as Independent Students	Registered for at least 30 credits during the fiscal year.	MnSCU 4–Year Universities
Married with no other dependents applying as Independent Students		University of Minnesota
Unmarried with no dependents applying as Independent Students		Minnesota Private 4–Year Institutions

Adjusted Gross Income	Number of Minnesota State Grant Recipients	Combined Federal Pell and Minnesota State Grant Awards (Million)	Minnesota State Grant Awards (Million)
Less than \$10,000	34	\$0.23	\$0.11
\$10,000 to \$19,999	29	\$0.19	\$0.09
\$20,000 to \$29,999	36	\$0.24	\$0.12
\$30,000 to \$39,999	33	\$0.18	\$0.10
\$40,000 to \$49,999	39	\$0.16	\$0.12
\$50,000 to \$59,999	13	\$0.04	\$0.03
\$60,000 to \$69,999	7	\$0.01	\$0.01
\$70,000 and Over	1	\$0.00	\$0.00
Total	192	\$1.06	\$0.58

Adjusted Gross Income is parental income for dependent students and student and spouse income for independent students.

Source: Minnesota Higher Education Services Office

3. Institution Choice: MnSCU Four-Year Universities

The following table includes Minnesota State Grant Recipients in the categories highlighted		
Family Status	Choice of Attendance Strategy	Choice of Institution Attended
Dependent Students	Registered for fewer than 30 credits during the fiscal year.	MnSCU 2–Year Colleges
Married with dependents applying as Independent Students		Minnesota Private 2–Year Institutions
Unmarried with dependents applying as Independent Students	Registered for at least 30 credits during the fiscal year.	MnSCU 4–Year Universities
Married with no other dependents applying as Independent Students		University of Minnesota
Unmarried with no dependents applying as Independent Students		Minnesota Private 4–Year Institutions

Adjusted Gross Income	Number of Minnesota State Grant Recipients	Combined Federal Pell and Minnesota State Grant Awards (Million)	Minnesota State Grant Awards (Million)
Less than \$10,000	27	\$0.15	\$0.05
\$10,000 to \$19,999	46	\$0.25	\$0.09
\$20,000 to \$29,999	75	\$0.38	\$0.13
\$30,000 to \$39,999	61	\$0.24	\$0.09
\$40,000 to \$49,999	40	\$0.08	\$0.05
\$50,000 to \$59,999	15	\$0.03	\$0.02
\$60,000 to \$69,999	4	\$0.01	\$0.01
\$70,000 and Over	1	\$0.00	\$0.00
Total	269	\$1.14	\$0.44

Adjusted Gross Income is parental income for dependent students and student and spouse income for independent students.

Source: Minnesota Higher Education Services Office

4. Institution Choice: University of Minnesota

The following table includes Minnesota State Grant Recipients in the categories highlighted		
Family Status	Choice of Attendance Strategy	Choice of Institution Attended
Dependent Students	Registered for fewer than 30 credits during the fiscal year.	MnSCU 2–Year Colleges
Married with dependents applying as Independent Students		Minnesota Private 2–Year Institutions
Unmarried with dependents applying as Independent Students	Registered for at least 30 credits during the fiscal year.	MnSCU 4–Year Universities
Married with no other dependents applying as Independent Students		University of Minnesota
Unmarried with no dependents applying as Independent Students		Minnesota Private 4–Year Institutions

Adjusted Gross Income	Number of Minnesota State Grant Recipients	Combined Federal Pell and Minnesota State Grant Awards (Million)	Minnesota State Grant Awards (Million)
Less than \$10,000	11	\$0.07	\$0.03
\$10,000 to \$19,999	22	\$0.13	\$0.06
\$20,000 to \$29,999	17	\$0.10	\$0.04
\$30,000 to \$39,999	13	\$0.06	\$0.04
\$40,000 to \$49,999	5	\$0.02	\$0.01
\$50,000 to \$59,999	3	\$0.01	\$0.01
\$60,000 to \$69,999	1	\$0.00	\$0.00
\$70,000 and Over	1	\$0.00	\$0.00
Total	73	\$0.39	\$0.18

Adjusted Gross Income is parental income for dependent students and student and spouse income for independent students.

Source: Minnesota Higher Education Services Office

5. Institution Choice: Minnesota Private Four-Year Institutions

The following table includes Minnesota State Grant Recipients in the categories highlighted		
Family Status	Choice of Attendance Strategy	Choice of Institution Attended
Dependent Students	Registered for fewer than 30 credits during the fiscal year.	MnSCU 2–Year Colleges
Married with dependents applying as Independent Students		Minnesota Private 2–Year Institutions
Unmarried with dependents applying as Independent Students	Registered for at least 30 credits during the fiscal year.	MnSCU 4–Year Universities
Married with no other dependents applying as Independent Students		University of Minnesota
Unmarried with no dependents applying as Independent Students		Minnesota Private 4–Year Institutions

Adjusted Gross Income	Number of Minnesota State Grant Recipients	Combined Federal Pell and Minnesota State Grant Awards (Million)	Minnesota State Grant Awards (Million)
Less than \$10,000	13	\$0.10	\$0.05
\$10,000 to \$19,999	19	\$0.16	\$0.09
\$20,000 to \$29,999	37	\$0.29	\$0.17
\$30,000 to \$39,999	50	\$0.34	\$0.22
\$40,000 to \$49,999	42	\$0.20	\$0.16
\$50,000 to \$59,999	33	\$0.10	\$0.09
\$60,000 to \$69,999	12	\$0.03	\$0.03
\$70,000 and Over	10	\$0.02	\$0.02
Total	216	\$1.24	\$0.84

Adjusted Gross Income is parental income for dependent students and student and spouse income for independent students.

Source: Minnesota Higher Education Services Office

III Family Status: Unmarried Students with Dependents Applying as Independent Students

The following table and chart include Minnesota State Grant Recipients in the categories highlighted

Family Status	Choice of Attendance Strategy	Choice of Institution Attended
Dependent Students	Registered for fewer than 30 credits during the fiscal year. Registered for at least 30 credits during the fiscal year.	MnSCU 2–Year Colleges
Married with dependents applying as Independent Students		Minnesota Private 2–Year Institutions
Unmarried with dependents applying as Independent Students		MnSCU 4–Year Universities
Married with no other dependents applying as Independent Students		University of Minnesota
Unmarried with no dependents applying as Independent Students		Minnesota Private 4–Year Institutions

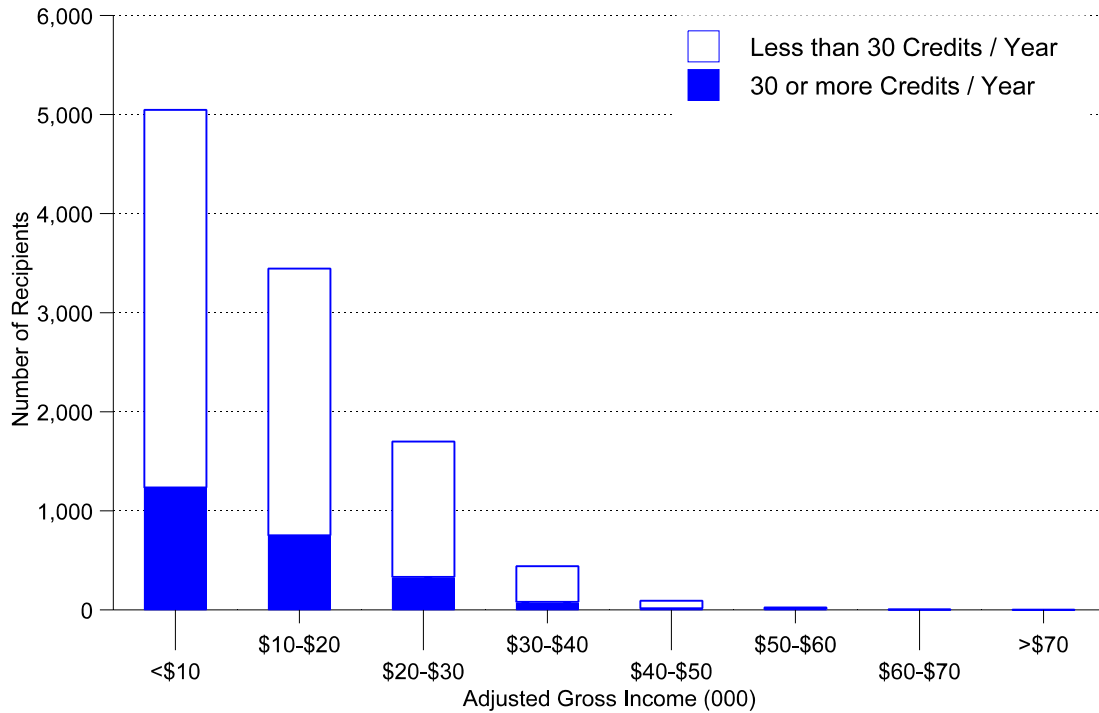
Adjusted Gross Income	Number of Minnesota State Grant Recipients	Combined Federal Pell and Minnesota State Grant Award (Million)	Minnesota State Grant Award (Million)
Less than \$10,000	5,047	\$18.54	\$5.38
\$10,000 to \$19,999	3,445	\$12.26	\$3.77
\$20,000 to \$29,999	1,699	\$5.48	\$2.09
\$30,000 to \$39,999	441	\$1.19	\$0.60
\$40,000 to \$49,999	91	\$0.17	\$0.12
\$50,000 to \$59,999	24	\$0.04	\$0.03
\$60,000 to \$69,999	5	\$0.01	\$0.01
\$70,000 and Over	1	\$0.00	\$0.00
Total	10,753	\$37.69	\$11.99

Adjusted Gross Income is parental income for dependent students and student and spouse income for independent students.

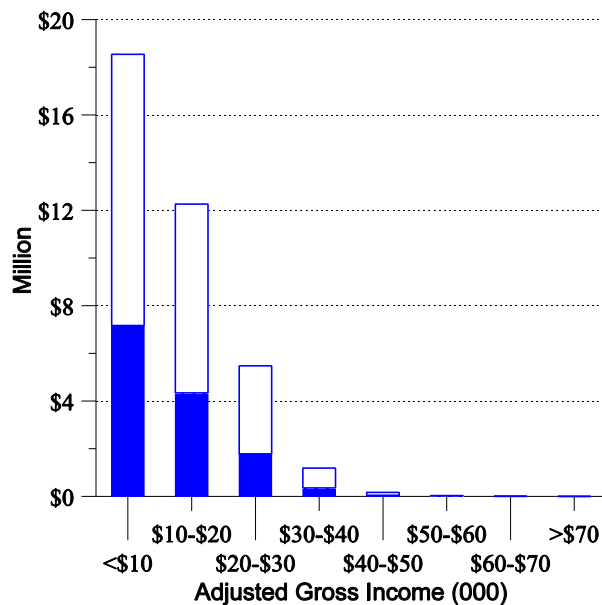
Source: Minnesota Higher Education Services Office

Minnesota State Grant Statistics: Unmarried Students with Dependents Applying as Independent Students, Fiscal Year 2002

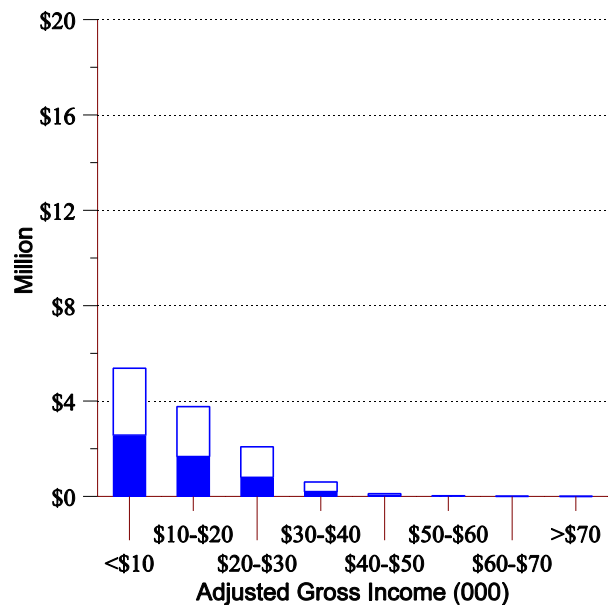
Number of Minnesota State Grant Recipients



Combined Federal Pell and Minnesota State
Grant Awards



Minnesota State Grant Awards



A. Attendance Strategy: Registered for Fewer Than 30 Credits in Fiscal Year 2002

The following table includes Minnesota State Grant Recipients in the categories highlighted		
Family Status	Choice of Attendance Strategy	Choice of Institution Attended
Dependent Students Married with dependents applying as Independent Students	Registered for fewer than 30 credits during the fiscal year.	MnSCU 2–Year Colleges Minnesota Private 2–Year Institutions
Unmarried with dependents applying as Independent Students	Registered for at least 30 credits during the fiscal year.	MnSCU 4–Year Universities
Married with no other dependents applying as Independent Students		University of Minnesota
Unmarried with no dependents applying as Independent Students		Minnesota Private 4–Year Institutions

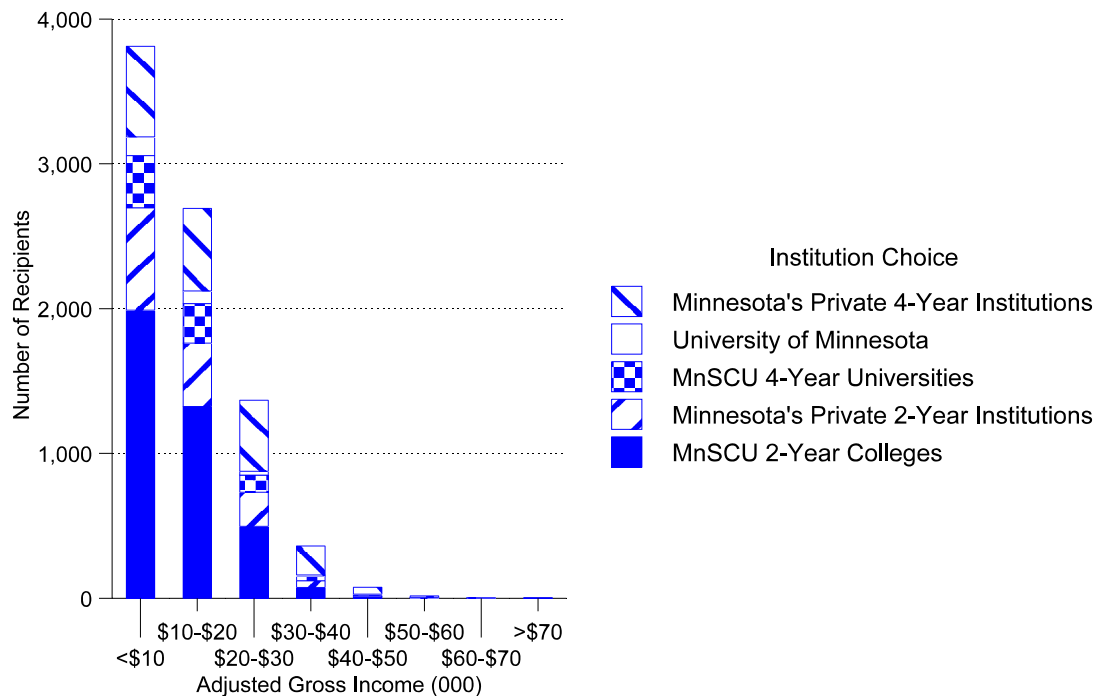
Adjusted Gross Income	Number of Minnesota State Grant Recipients	Combined Federal Pell and Minnesota State Grant Award (Million)	Minnesota State Grant Award (Million)
Less than \$10,000	3,812	\$11.37	\$2.80
\$10,000 to \$19,999	2,692	\$7.92	\$2.09
\$20,000 to \$29,999	1,367	\$3.70	\$1.28
\$30,000 to \$39,999	361	\$0.83	\$0.40
\$40,000 to \$49,999	76	\$0.13	\$0.09
\$50,000 to \$59,999	16	\$0.02	\$0.01
\$60,000 to \$69,999	3	\$0.01	\$0.00
\$70,000 and Over	1	\$0.00	\$0.00
Total	8,328	\$23.97	\$6.68

Adjusted Gross Income is parental income for dependent students and student and spouse income for independent students.

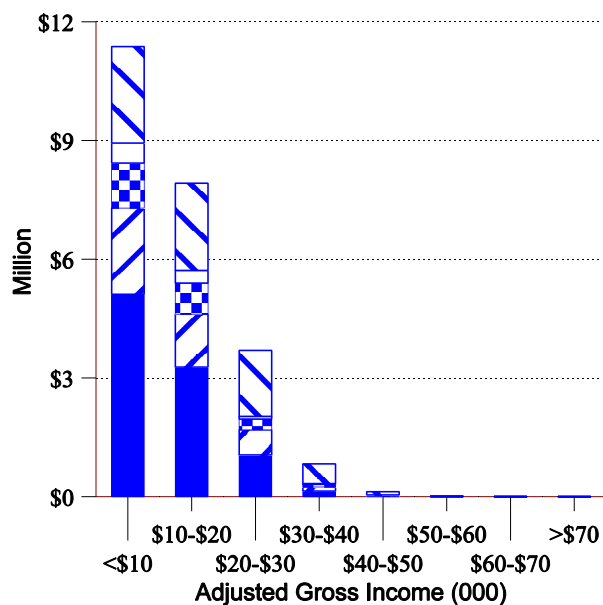
Source: Minnesota Higher Education Services Office

Minnesota State Grant Statistics: Unmarried Students with Dependents Applying as Independent Students Registering for Fewer Than 30 Credits, Fiscal Year 2002

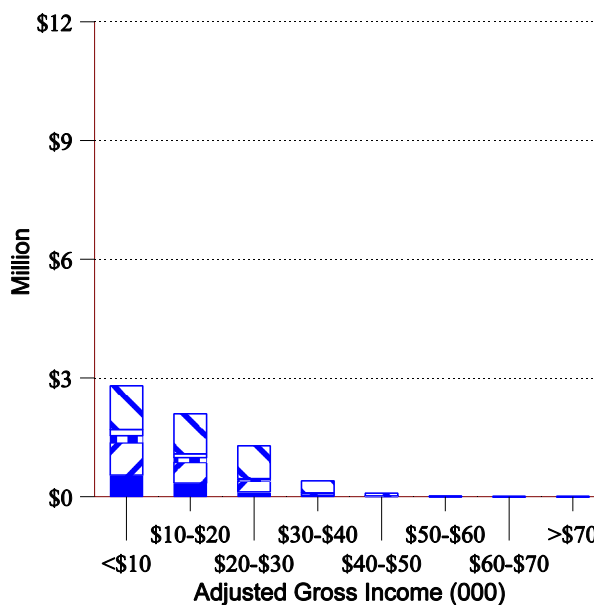
Number of Minnesota State Grant Recipients



Combined Federal Pell and Minnesota State Grant Awards



Minnesota State Grant Awards



1. Institution Choice: MnSCU Two-Year Colleges

The following table includes Minnesota State Grant Recipients in the categories highlighted		
Family Status	Choice of Attendance Strategy	Choice of Institution Attended
Dependent Students	Registered for fewer than 30 credits during the fiscal year.	MnSCU 2–Year Colleges
Married with dependents applying as Independent Students		Minnesota Private 2–Year Institutions
Unmarried with dependents applying as Independent Students	Registered for at least 30 credits during the fiscal year.	MnSCU 4–Year Universities
Married with no other dependents applying as Independent Students		University of Minnesota
Unmarried with no dependents applying as Independent Students		Minnesota Private 4–Year Institutions

Adjusted Gross Income	Number of Minnesota State Grant Recipients	Combined Federal Pell and Minnesota State Grant Award (Million)	Minnesota State Grant Award (Million)
Less than \$10,000	1,989	\$5.11	\$0.55
\$10,000 to \$19,999	1,324	\$3.27	\$0.34
\$20,000 to \$29,999	497	\$1.06	\$0.12
\$30,000 to \$39,999	75	\$0.14	\$0.02
\$40,000 to \$49,999	11	\$0.02	\$0.01
\$50,000 to \$59,999	2	\$0.00	\$0.00
\$60,000 to \$69,999	1	\$0.00	\$0.00
\$70,000 and Over	0	\$0.00	\$0.00
Total	3,899	\$9.61	\$1.04

Adjusted Gross Income is parental income for dependent students and student and spouse income for independent students.

Source: Minnesota Higher Education Services Office

2. Institution Choice: Minnesota Private Two-Year (Career) Institutions

The following table includes Minnesota State Grant Recipients in the categories highlighted		
Family Status	Choice of Attendance Strategy	Choice of Institution Attended
Dependent Students	Registered for fewer than 30 credits during the fiscal year.	MnSCU 2–Year Colleges
Married with dependents applying as Independent Students		Minnesota Private 2–Year Institutions
Unmarried with dependents applying as Independent Students	Registered for at least 30 credits during the fiscal year.	MnSCU 4–Year Universities
Married with no other dependents applying as Independent Students		University of Minnesota
Unmarried with no dependents applying as Independent Students		Minnesota Private 4–Year Institutions

Adjusted Gross Income	Number of Minnesota State Grant Recipients	Combined Federal Pell and Minnesota State Grant Award (Million)	Minnesota State Grant Award (Million)
Less than \$10,000	707	\$2.18	\$0.81
\$10,000 to \$19,999	438	\$1.34	\$0.52
\$20,000 to \$29,999	235	\$0.64	\$0.27
\$30,000 to \$39,999	46	\$0.10	\$0.05
\$40,000 to \$49,999	10	\$0.02	\$0.01
\$50,000 to \$59,999	3	\$0.00	\$0.00
\$60,000 to \$69,999	0	\$0.00	\$0.00
\$70,000 and Over	0	\$0.00	\$0.00
Total	1,439	\$4.27	\$1.67

Adjusted Gross Income is parental income for dependent students and student and spouse income for independent students.

Source: Minnesota Higher Education Services Office

3. Institution Choice: MnSCU Four-Year Universities

The following table includes Minnesota State Grant Recipients in the categories highlighted		
Family Status	Choice of Attendance Strategy	Choice of Institution Attended
Dependent Students	Registered for fewer than 30 credits during the fiscal year.	MnSCU 2–Year Colleges
Married with dependents applying as Independent Students		Minnesota Private 2–Year Institutions
Unmarried with dependents applying as Independent Students	Registered for at least 30 credits during the fiscal year.	MnSCU 4–Year Universities
Married with no other dependents applying as Independent Students		University of Minnesota
Unmarried with no dependents applying as Independent Students		Minnesota Private 4–Year Institutions

Adjusted Gross Income	Number of Minnesota State Grant Recipients	Combined Federal Pell and Minnesota State Grant Award (Million)	Minnesota State Grant Award (Million)
Less than \$10,000	361	\$1.14	\$0.18
\$10,000 to \$19,999	273	\$0.79	\$0.12
\$20,000 to \$29,999	118	\$0.27	\$0.04
\$30,000 to \$39,999	33	\$0.07	\$0.01
\$40,000 to \$49,999	6	\$0.01	\$0.00
\$50,000 to \$59,999	0	\$0.00	\$0.00
\$60,000 to \$69,999	0	\$0.00	\$0.00
\$70,000 and Over	0	\$0.00	\$0.00
Total	791	\$2.27	\$0.36

Adjusted Gross Income is parental income for dependent students and student and spouse income for independent students.

Source: Minnesota Higher Education Services Office

4. Institution Choice: University of Minnesota

The following table includes Minnesota State Grant Recipients in the categories highlighted		
Family Status	Choice of Attendance Strategy	Choice of Institution Attended
Dependent Students	Registered for fewer than 30 credits during the fiscal year.	MnSCU 2–Year Colleges
Married with dependents applying as Independent Students		Minnesota Private 2–Year Institutions
Unmarried with dependents applying as Independent Students	Registered for at least 30 credits during the fiscal year.	MnSCU 4–Year Universities
Married with no other dependents applying as Independent Students		University of Minnesota
Unmarried with no dependents applying as Independent Students		Minnesota Private 4–Year Institutions

Adjusted Gross Income	Number of Minnesota State Grant Recipients	Combined Federal Pell and Minnesota State Grant Award (Million)	Minnesota State Grant Award (Million)
Less than \$10,000	129	\$0.51	\$0.16
\$10,000 to \$19,999	87	\$0.32	\$0.10
\$20,000 to \$29,999	27	\$0.07	\$0.02
\$30,000 to \$39,999	7	\$0.02	\$0.01
\$40,000 to \$49,999	1	\$0.00	\$0.00
\$50,000 to \$59,999	1	\$0.00	\$0.00
\$60,000 to \$69,999	0	\$0.00	\$0.00
\$70,000 and Over	0	\$0.00	\$0.00
Total	252	\$0.92	\$0.29

Adjusted Gross Income is parental income for dependent students and student and spouse income for independent students.

Source: Minnesota Higher Education Services Office

5. Institution Choice: Minnesota Private Four-Year Institutions

The following table includes Minnesota State Grant Recipients in the categories highlighted		
Family Status	Choice of Attendance Strategy	Choice of Institution Attended
Dependent Students	Registered for fewer than 30 credits during the fiscal year.	MnSCU 2–Year Colleges
Married with dependents applying as Independent Students		Minnesota Private 2–Year Institutions
Unmarried with dependents applying as Independent Students	Registered for at least 30 credits during the fiscal year.	MnSCU 4–Year Universities
Married with no other dependents applying as Independent Students		University of Minnesota
Unmarried with no dependents applying as Independent Students		Minnesota Private 4–Year Institutions

Adjusted Gross Income	Number of Minnesota State Grant Recipients	Combined Federal Pell and Minnesota State Grant Award (Million)	Minnesota State Grant Award (Million)
Less than \$10,000	626	\$2.44	\$1.10
\$10,000 to \$19,999	570	\$2.20	\$1.01
\$20,000 to \$29,999	490	\$1.67	\$0.83
\$30,000 to \$39,999	200	\$0.50	\$0.30
\$40,000 to \$49,999	48	\$0.08	\$0.07
\$50,000 to \$59,999	10	\$0.01	\$0.01
\$60,000 to \$69,999	2	\$0.01	\$0.00
\$70,000 and Over	1	\$0.00	\$0.00
Total	1,947	\$6.90	\$3.33

Adjusted Gross Income is parental income for dependent students and student and spouse income for independent students.

Source: Minnesota Higher Education Services Office

B. Attendance Strategy: Registered for at Least 30 Credits in the Fiscal Year 2002

The following table includes Minnesota State Grant Recipients in the categories highlighted		
Family Status	Choice of Attendance Strategy	Choice of Institution Attended
Dependent Students	Registered for fewer than 30 credits during the fiscal year.	MnSCU 2–Year Colleges
Married with dependents applying as Independent Students		Minnesota Private 2–Year Institutions
Unmarried with dependents applying as Independent Students	Registered for at least 30 credits during the fiscal year.	MnSCU 4–Year Universities
Married with no other dependents applying as Independent Students		University of Minnesota
Unmarried with no dependents applying as Independent Students		Minnesota Private 4–Year Institutions

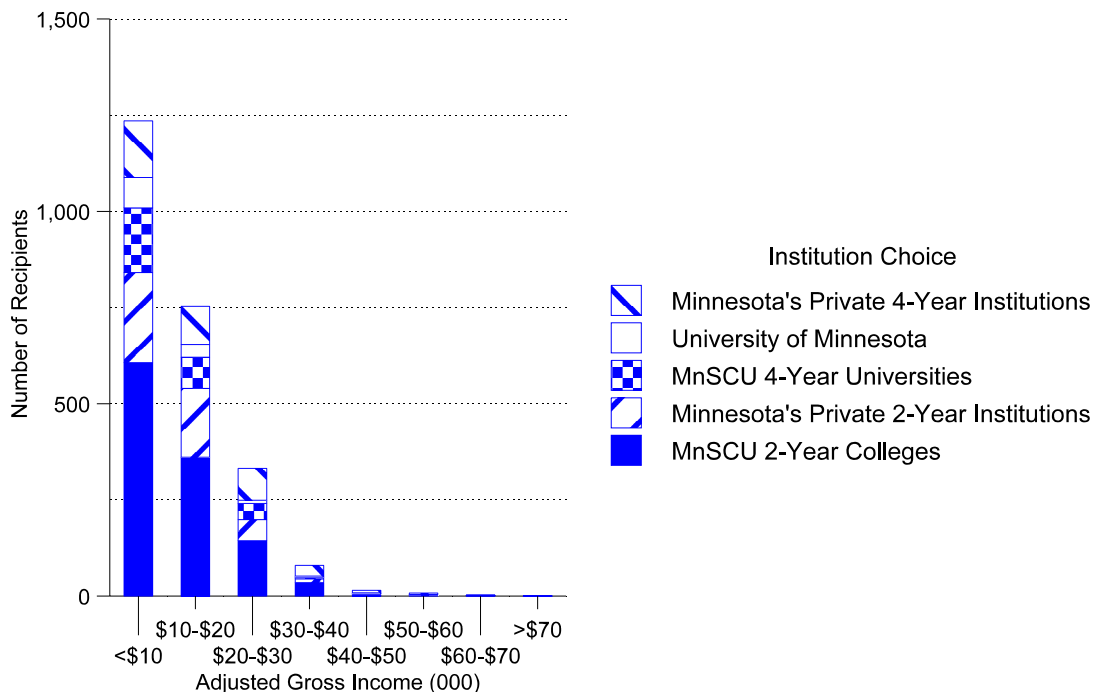
Adjusted Gross Income	Number of Minnesota State Grant Recipients	Combined Federal Pell and Minnesota State Grant Awards (Million)	Minnesota State Grant Awards (Million)
Less than \$10,000	1,235	\$7.17	\$2.57
\$10,000 to \$19,999	753	\$4.34	\$1.67
\$20,000 to \$29,999	332	\$1.79	\$0.80
\$30,000 to \$39,999	80	\$0.36	\$0.20
\$40,000 to \$49,999	15	\$0.04	\$0.03
\$50,000 to \$59,999	8	\$0.02	\$0.02
\$60,000 to \$69,999	2	\$0.00	\$0.00
\$70,000 and Over	0	\$0.00	\$0.00
Total	2,425	\$13.73	\$5.30

Adjusted Gross Income is parental income for dependent students and student and spouse income for independent students.

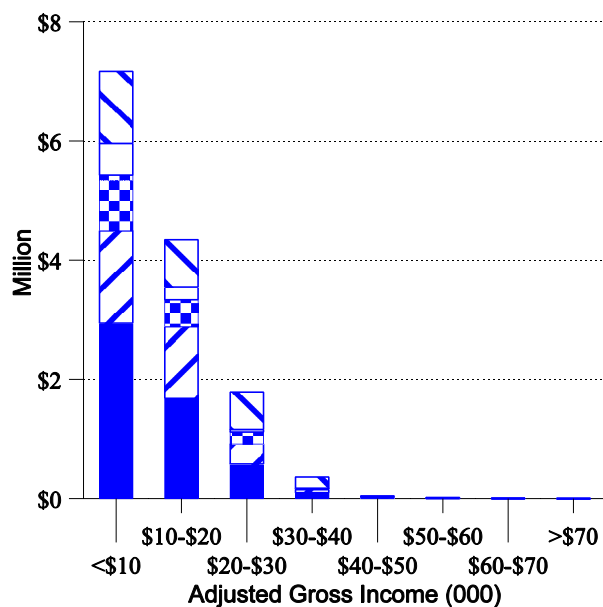
Source: Minnesota Higher Education Services Office

Minnesota State Grant Statistics: Unmarried Students with Dependents Applying as Independent Students Registering for at Least 30 Credits, Fiscal Year 2002

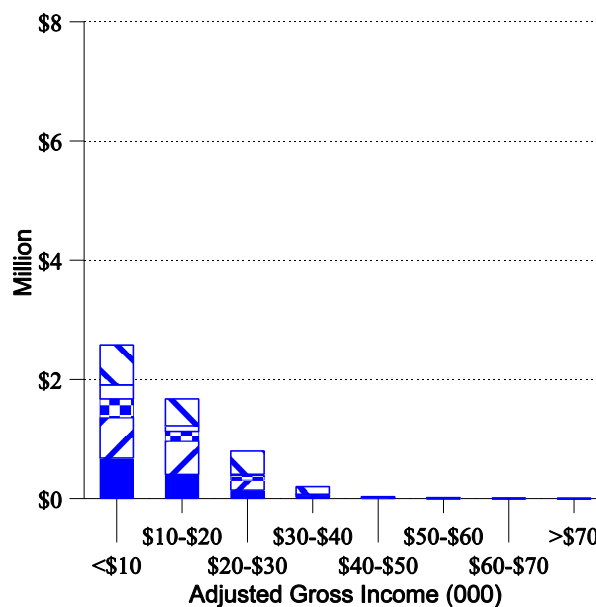
Number of Minnesota State Grant Recipients



Combined Federal Pell and Minnesota State Grant Awards



Minnesota State Grant Awards



1. Institution Choice: MnSCU Two-Year Colleges

The following table includes Minnesota State Grant Recipients in the categories highlighted		
Family Status	Choice of Attendance Strategy	Choice of Institution Attended
Dependent Students	Registered for fewer than 30 credits during the fiscal year.	MnSCU 2–Year Colleges
Married with dependents applying as Independent Students		Minnesota Private 2–Year Institutions
Unmarried with dependents applying as Independent Students	Registered for at least 30 credits during the fiscal year.	MnSCU 4–Year Universities
Married with no other dependents applying as Independent Students		University of Minnesota
Unmarried with no dependents applying as Independent Students		Minnesota Private 4–Year Institutions

Adjusted Gross Income	Number of Minnesota State Grant Recipients	Combined Federal Pell and Minnesota State Grant Awards (Million)	Minnesota State Grant Awards (Million)
Less than \$10,000	607	\$2.94	\$0.68
\$10,000 to \$19,999	361	\$1.68	\$0.41
\$20,000 to \$29,999	144	\$0.58	\$0.14
\$30,000 to \$39,999	35	\$0.10	\$0.03
\$40,000 to \$49,999	5	\$0.01	\$0.01
\$50,000 to \$59,999	2	\$0.00	\$0.00
\$60,000 to \$69,999	1	\$0.00	\$0.00
\$70,000 and Over	0	\$0.00	\$0.00
Total	1,155	\$5.33	\$1.27

Adjusted Gross Income is parental income for dependent students and student and spouse income for independent students.

Source: Minnesota Higher Education Services Office

2. Institution Choice: Minnesota Private Two-Year (Career) Institutions

The following table includes Minnesota State Grant Recipients in the categories highlighted		
Family Status	Choice of Attendance Strategy	Choice of Institution Attended
Dependent Students	Registered for fewer than 30 credits during the fiscal year.	MnSCU 2–Year Colleges
Married with dependents applying as Independent Students		Minnesota Private 2–Year Institutions
Unmarried with dependents applying as Independent Students	Registered for at least 30 credits during the fiscal year.	MnSCU 4–Year Universities
Married with no other dependents applying as Independent Students		University of Minnesota
Unmarried with no dependents applying as Independent Students		Minnesota Private 4–Year Institutions

Adjusted Gross Income	Number of Minnesota State Grant Recipients	Combined Federal Pell and Minnesota State Grant Awards (Million)	Minnesota State Grant Awards (Million)
Less than \$10,000	234	\$1.55	\$0.68
\$10,000 to \$19,999	179	\$1.20	\$0.56
\$20,000 to \$29,999	55	\$0.34	\$0.17
\$30,000 to \$39,999	10	\$0.05	\$0.03
\$40,000 to \$49,999	1	\$0.00	\$0.00
\$50,000 to \$59,999	2	\$0.00	\$0.00
\$60,000 to \$69,999	0	\$0.00	\$0.00
\$70,000 and Over	0	\$0.00	\$0.00
Total	481	\$3.14	\$1.44

Adjusted Gross Income is parental income for dependent students and student and spouse income for independent students.

Source: Minnesota Higher Education Services Office

3. Institution Choice: MnSCU Four-Year Universities

The following table includes Minnesota State Grant Recipients in the categories highlighted		
Family Status	Choice of Attendance Strategy	Choice of Institution Attended
Dependent Students	Registered for fewer than 30 credits during the fiscal year.	MnSCU 2–Year Colleges
Married with dependents applying as Independent Students		Minnesota Private 2–Year Institutions
Unmarried with dependents applying as Independent Students		MnSCU 4–Year Universities
Married with no other dependents applying as Independent Students	Registered for at least 30 credits during the fiscal year.	University of Minnesota
Unmarried with no dependents applying as Independent Students		Minnesota Private 4–Year Institutions

Adjusted Gross Income	Number of Minnesota State Grant Recipients	Combined Federal Pell and Minnesota State Grant Awards (Million)	Minnesota State Grant Awards (Million)
Less than \$10,000	168	\$0.94	\$0.31
\$10,000 to \$19,999	81	\$0.45	\$0.16
\$20,000 to \$29,999	42	\$0.20	\$0.08
\$30,000 to \$39,999	4	\$0.01	\$0.00
\$40,000 to \$49,999	1	\$0.00	\$0.00
\$50,000 to \$59,999	0	\$0.00	\$0.00
\$60,000 to \$69,999	1	\$0.00	\$0.00
\$70,000 and Over	0	\$0.00	\$0.00
Total	297	\$1.60	\$0.55

Adjusted Gross Income is parental income for dependent students and student and spouse income for independent students.

Source: Minnesota Higher Education Services Office

4. Institution Choice: University of Minnesota

The following table includes Minnesota State Grant Recipients in the categories highlighted		
Family Status	Choice of Attendance Strategy	Choice of Institution Attended
Dependent Students	Registered for fewer than 30 credits during the fiscal year.	MnSCU 2–Year Colleges
Married with dependents applying as Independent Students		Minnesota Private 2–Year Institutions
Unmarried with dependents applying as Independent Students		MnSCU 4–Year Universities
Married with no other dependents applying as Independent Students		University of Minnesota
Unmarried with no dependents applying as Independent Students		Minnesota Private 4–Year Institutions

Adjusted Gross Income	Number of Minnesota State Grant Recipients	Combined Federal Pell and Minnesota State Grant Awards (Million)	Minnesota State Grant Awards (Million)
Less than \$10,000	79	\$0.53	\$0.24
\$10,000 to \$19,999	33	\$0.21	\$0.10
\$20,000 to \$29,999	8	\$0.04	\$0.02
\$30,000 to \$39,999	3	\$0.01	\$0.01
\$40,000 to \$49,999	1	\$0.00	\$0.00
\$50,000 to \$59,999	0	\$0.00	\$0.00
\$60,000 to \$69,999	0	\$0.00	\$0.00
\$70,000 and Over	0	\$0.00	\$0.00
Total	124	\$0.80	\$0.36

Adjusted Gross Income is parental income for dependent students and student and spouse income for independent students.

Source: Minnesota Higher Education Services Office

5. Institution Choice: Minnesota Private Four-Year Institutions

The following table includes Minnesota State Grant Recipients in the categories highlighted		
Family Status	Choice of Attendance Strategy	Choice of Institution Attended
Dependent Students	Registered for fewer than 30 credits during the fiscal year.	MnSCU 2–Year Colleges
Married with dependents applying as Independent Students		Minnesota Private 2–Year Institutions
Unmarried with dependents applying as Independent Students		MnSCU 4–Year Universities
Married with no other dependents applying as Independent Students	Registered for at least 30 credits during the fiscal year.	University of Minnesota
Unmarried with no dependents applying as Independent Students		Minnesota Private 4–Year Institutions

Adjusted Gross Income	Number of Minnesota State Grant Recipients	Combined Federal Pell and Minnesota State Grant Awards (Million)	Minnesota State Grant Awards (Million)
Less than \$10,000	147	\$1.21	\$0.67
\$10,000 to \$19,999	99	\$0.80	\$0.45
\$20,000 to \$29,999	83	\$0.63	\$0.39
\$30,000 to \$39,999	28	\$0.19	\$0.13
\$40,000 to \$49,999	7	\$0.02	\$0.02
\$50,000 to \$59,999	4	\$0.01	\$0.01
\$60,000 to \$69,999	0	\$0.00	\$0.00
\$70,000 and Over	0	\$0.00	\$0.00
Total	368	\$2.86	\$1.68

Adjusted Gross Income is parental income for dependent students and student and spouse income for independent students.

Source: Minnesota Higher Education Services Office

IV Family Status: Married Students with No Other Dependents Applying as Independent Students

The following table includes Minnesota State Grant Recipients in the categories highlighted		
Family Status	Choice of Attendance Strategy	Choice of Institution Attended
Dependent Students	Registered for fewer than 30 credits during the fiscal year. Registered for at least 30 credits during the fiscal year.	MnSCU 2–Year Colleges
Married with dependents applying as Independent Students		Minnesota Private 2–Year Institutions
Unmarried with dependents applying as Independent Students		MnSCU 4–Year Universities
Married with no other dependents applying as Independent Students		University of Minnesota
Unmarried with no dependents applying as Independent Students		Minnesota Private 4–Year Institutions

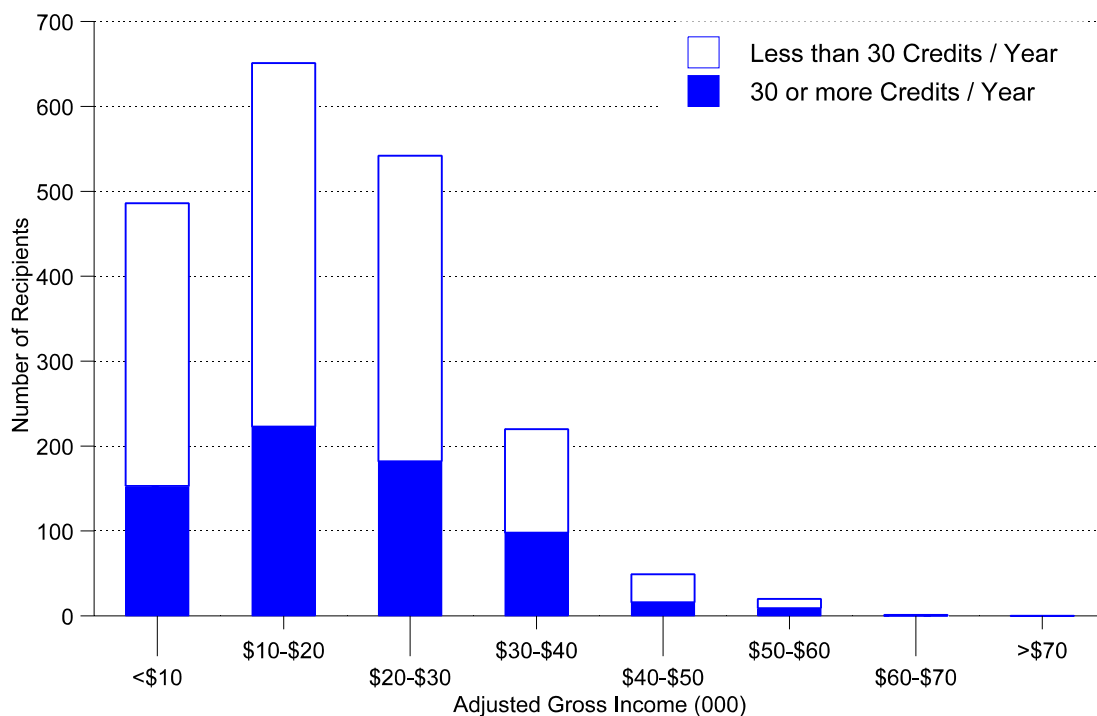
Adjusted Gross Income	Number of Minnesota State Grant Recipients	Combined Federal Pell and Minnesota State Grant Award (Million)	Minnesota State Grant Award (Million)
Less than \$10,000	486	\$1.92	\$0.70
\$10,000 to \$19,999	651	\$2.12	\$1.05
\$20,000 to \$29,999	542	\$1.16	\$0.94
\$30,000 to \$39,999	220	\$0.29	\$0.28
\$40,000 to \$49,999	49	\$0.05	\$0.05
\$50,000 to \$59,999	20	\$0.03	\$0.02
\$60,000 to \$69,999	1	\$0.00	\$0.00
\$70,000 and Over	0	\$0.00	\$0.00
Total	1,969	\$5.57	\$3.03

Adjusted Gross Income is parental income for dependent students and student and spouse income for independent students.

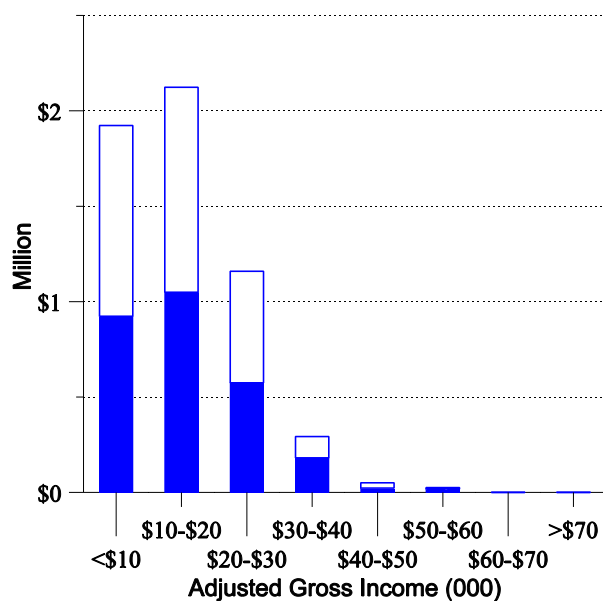
Source: Minnesota Higher Education Services Office

Minnesota State Grant Statistics: Married Students with No Other Dependents Applying as Independent Students, Fiscal Year 2002

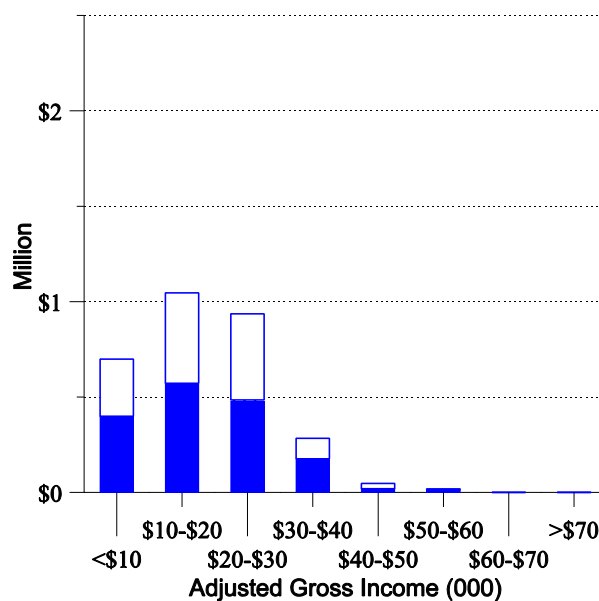
Number of Minnesota State Grant Recipients



Combined Federal Pell and Minnesota State Grant Awards



Minnesota State Grant Awards



A. Attendance Strategy: Registered for Fewer Than 30 Credits in Fiscal Year 2002

The following table includes Minnesota State Grant Recipients in the categories highlighted		
Family Status	Choice of Attendance Strategy	Choice of Institution Attended
Dependent Students	Registered for fewer than 30 credits during the fiscal year.	MnSCU 2–Year Colleges
Married with dependents applying as Independent Students		Minnesota Private 2–Year Institutions
Unmarried with dependents applying as Independent Students	Registered for at least 30 credits during the fiscal year.	MnSCU 4–Year Universities
Married with no other dependents applying as Independent Students		University of Minnesota
Unmarried with no dependents applying as Independent Students		Minnesota Private 4–Year Institutions

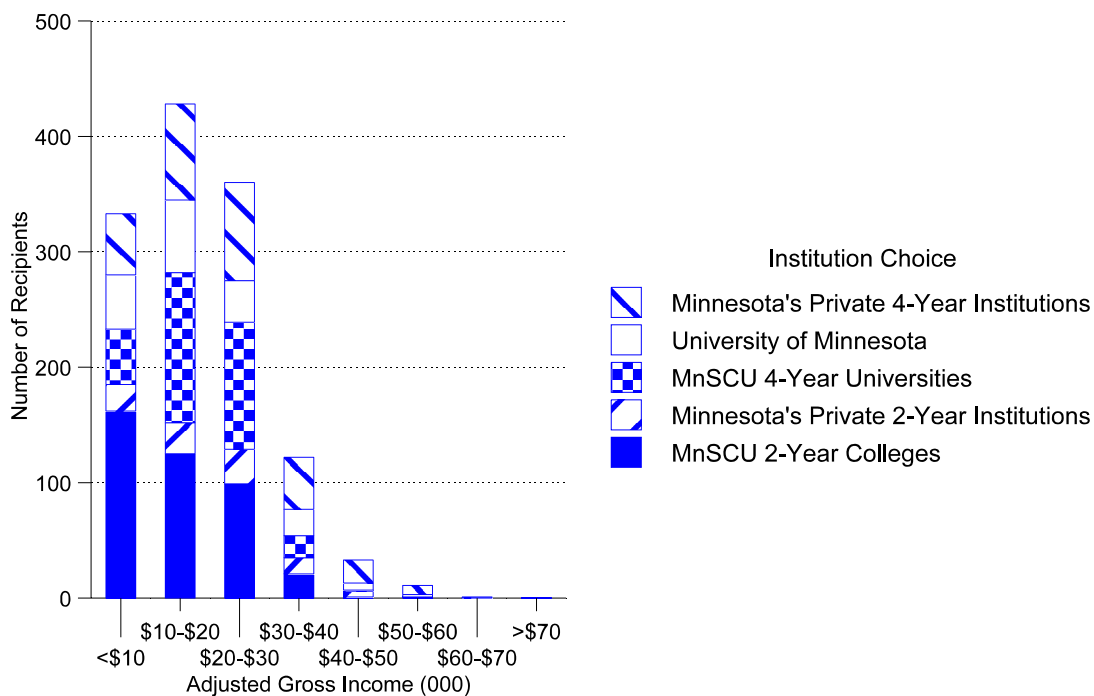
Adjusted Gross Income	Number of Minnesota State Grant Recipients	Combined Federal Pell and Minnesota State Grant Award (Million)	Minnesota State Grant Award (Million)
Less than \$10,000	333	\$1.00	\$0.30
\$10,000 to \$19,999	428	\$1.07	\$0.47
\$20,000 to \$29,999	360	\$0.59	\$0.45
\$30,000 to \$39,999	122	\$0.11	\$0.11
\$40,000 to \$49,999	33	\$0.03	\$0.03
\$50,000 to \$59,999	11	\$0.01	\$0.00
\$60,000 to \$69,999	1	\$0.00	\$0.00
\$70,000 and Over	0	\$0.00	\$0.00
Total	1,288	\$2.81	\$1.36

Adjusted Gross Income is parental income for dependent students and student and spouse income for independent students.

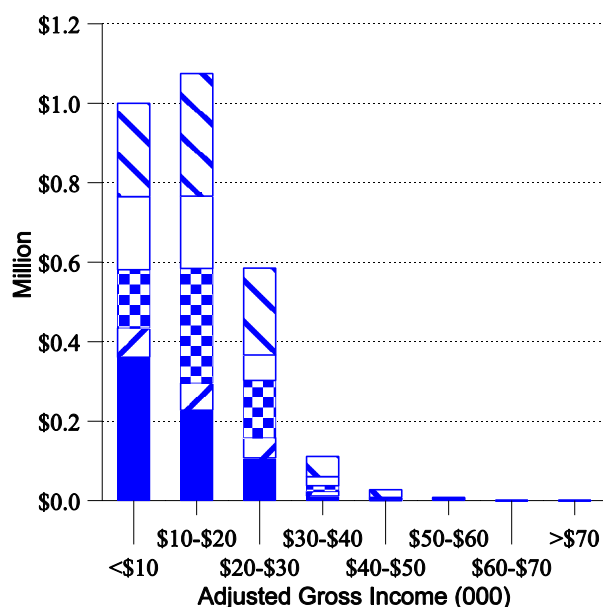
Source: Minnesota Higher Education Services Office

Minnesota State Grant Statistics: Married Students with no Other Dependents Applying as Independent Students Registering for Fewer Than 30 Credits, Fiscal Year 2002

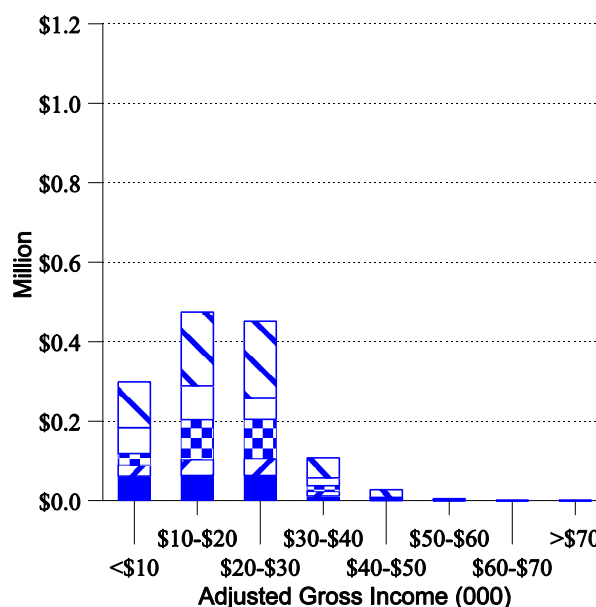
Number of Minnesota State Grant Recipients



Combined Federal Pell and Minnesota State Grant Awards



Minnesota State Grant Awards



1. Institution Choice: MnSCU Two-Year Colleges

The following table includes Minnesota State Grant Recipients in the categories highlighted		
Family Status	Choice of Attendance Strategy	Choice of Institution Attended
Dependent Students	Registered for fewer than 30 credits during the fiscal year.	MnSCU 2–Year Colleges
Married with dependents applying as Independent Students		Minnesota Private 2–Year Institutions
Unmarried with dependents applying as Independent Students	Registered for at least 30 credits during the fiscal year.	MnSCU 4–Year Universities
Married with no other dependents applying as Independent Students		University of Minnesota
Unmarried with no dependents applying as Independent Students		Minnesota Private 4–Year Institutions

Adjusted Gross Income	Number of Minnesota State Grant Recipients	Combined Federal Pell and Minnesota State Grant Award (Million)	Minnesota State Grant Award (Million)
Less than \$10,000	162	\$0.36	\$0.06
\$10,000 to \$19,999	125	\$0.23	\$0.06
\$20,000 to \$29,999	99	\$0.11	\$0.06
\$30,000 to \$39,999	21	\$0.01	\$0.01
\$40,000 to \$49,999	1	\$0.00	\$0.00
\$50,000 to \$59,999	1	\$0.00	\$0.00
\$60,000 to \$69,999	0	\$0.00	\$0.00
\$70,000 and Over	0	\$0.00	\$0.00
Total	409	\$0.71	\$0.20

Adjusted Gross Income is parental income for dependent students and student and spouse income for independent students.

Source: Minnesota Higher Education Services Office

2. Institution Choice: Minnesota Private Two-Year (Career) Institutions

The following table includes Minnesota State Grant Recipients in the categories highlighted		
Family Status	Choice of Attendance Strategy	Choice of Institution Attended
Dependent Students	Registered for fewer than 30 credits during the fiscal year.	MnSCU 2–Year Colleges
Married with dependents applying as Independent Students		Minnesota Private 2–Year Institutions
Unmarried with dependents applying as Independent Students	Registered for at least 30 credits during the fiscal year.	MnSCU 4–Year Universities
Married with no other dependents applying as Independent Students		University of Minnesota
Unmarried with no dependents applying as Independent Students		Minnesota Private 4–Year Institutions

Adjusted Gross Income	Number of Minnesota State Grant Recipients	Combined Federal Pell and Minnesota State Grant Award (Million)	Minnesota State Grant Award (Million)
Less than \$10,000	23	\$0.07	\$0.03
\$10,000 to \$19,999	27	\$0.07	\$0.04
\$20,000 to \$29,999	30	\$0.05	\$0.04
\$30,000 to \$39,999	14	\$0.01	\$0.01
\$40,000 to \$49,999	5	\$0.00	\$0.00
\$50,000 to \$59,999	0	\$0.00	\$0.00
\$60,000 to \$69,999	0	\$0.00	\$0.00
\$70,000 and Over	0	\$0.00	\$0.00
Total	99	\$0.21	\$0.13

Adjusted Gross Income is parental income for dependent students and student and spouse income for independent students.

Source: Minnesota Higher Education Services Office

3. Institution Choice: MnSCU Four-Year Universities

The following table includes Minnesota State Grant Recipients in the categories highlighted		
Family Status	Choice of Attendance Strategy	Choice of Institution Attended
Dependent Students	Registered for fewer than 30 credits during the fiscal year.	MnSCU 2–Year Colleges
Married with dependents applying as Independent Students		Minnesota Private 2–Year Institutions
Unmarried with dependents applying as Independent Students	Registered for at least 30 credits during the fiscal year.	MnSCU 4–Year Universities
Married with no other dependents applying as Independent Students		University of Minnesota
Unmarried with no dependents applying as Independent Students		Minnesota Private 4–Year Institutions

Adjusted Gross Income	Number of Minnesota State Grant Recipients	Combined Federal Pell and Minnesota State Grant Award (Million)	Minnesota State Grant Award (Million)
Less than \$10,000	48	\$0.15	\$0.03
\$10,000 to \$19,999	130	\$0.29	\$0.10
\$20,000 to \$29,999	110	\$0.14	\$0.10
\$30,000 to \$39,999	19	\$0.01	\$0.01
\$40,000 to \$49,999	1	\$0.00	\$0.00
\$50,000 to \$59,999	0	\$0.00	\$0.00
\$60,000 to \$69,999	0	\$0.00	\$0.00
\$70,000 and Over	0	\$0.00	\$0.00
Total	308	\$0.59	\$0.24

Adjusted Gross Income is parental income for dependent students and student and spouse income for independent students.

Source: Minnesota Higher Education Services Office

4. Institution Choice: University of Minnesota

The following table includes Minnesota State Grant Recipients in the categories highlighted		
Family Status	Choice of Attendance Strategy	Choice of Institution Attended
Dependent Students	Registered for fewer than 30 credits during the fiscal year. Registered for at least 30 credits during the fiscal year.	MnSCU 2–Year Colleges
Married with dependents applying as Independent Students		Minnesota Private 2–Year Institutions
Unmarried with dependents applying as Independent Students		MnSCU 4–Year Universities
Married with no other dependents applying as Independent Students		University of Minnesota
Unmarried with no dependents applying as Independent Students		Minnesota Private 4–Year Institutions

Adjusted Gross Income	Number of Minnesota State Grant Recipients	Combined Federal Pell and Minnesota State Grant Award (Million)	Minnesota State Grant Award (Million)
Less than \$10,000	47	\$0.18	\$0.07
\$10,000 to \$19,999	63	\$0.18	\$0.08
\$20,000 to \$29,999	36	\$0.06	\$0.05
\$30,000 to \$39,999	23	\$0.02	\$0.02
\$40,000 to \$49,999	6	\$0.00	\$0.00
\$50,000 to \$59,999	2	\$0.00	\$0.00
\$60,000 to \$69,999	0	\$0.00	\$0.00
\$70,000 and Over	0	\$0.00	\$0.00
Total	177	\$0.46	\$0.23

Adjusted Gross Income is parental income for dependent students and student and spouse income for independent students.

Source: Minnesota Higher Education Services Office

5. Institution Choice: Minnesota Private Four-Year Institutions

The following table includes Minnesota State Grant Recipients in the categories highlighted		
Family Status	Choice of Attendance Strategy	Choice of Institution Attended
Dependent Students	Registered for fewer than 30 credits during the fiscal year.	MnSCU 2–Year Colleges
Married with dependents applying as Independent Students		Minnesota Private 2–Year Institutions
Unmarried with dependents applying as Independent Students	Registered for at least 30 credits during the fiscal year.	MnSCU 4–Year Universities
Married with no other dependents applying as Independent Students		University of Minnesota
Unmarried with no dependents applying as Independent Students		Minnesota Private 4–Year Institutions

Adjusted Gross Income	Number of Minnesota State Grant Recipients	Combined Federal Pell and Minnesota State Grant Award (Million)	Minnesota State Grant Award (Million)
Less than \$10,000	53	\$0.23	\$0.12
\$10,000 to \$19,999	83	\$0.31	\$0.19
\$20,000 to \$29,999	85	\$0.22	\$0.19
\$30,000 to \$39,999	45	\$0.05	\$0.05
\$40,000 to \$49,999	20	\$0.02	\$0.02
\$50,000 to \$59,999	8	\$0.00	\$0.00
\$60,000 to \$69,999	1	\$0.00	\$0.00
\$70,000 and Over	0	\$0.00	\$0.00
Total	295	\$0.84	\$0.57

Adjusted Gross Income is parental income for dependent students and student and spouse income for independent students.

Source: Minnesota Higher Education Services Office

B. Attendance Strategy: Registered for at Least 30 Credits in Fiscal Year 2002

The following table includes Minnesota State Grant Recipients in the categories highlighted		
Family Status	Choice of Attendance Strategy	Choice of Institution Attended
Dependent Students	Registered for at least 30 credits during the fiscal year.	MnSCU 2–Year Colleges
Married with dependents applying as Independent Students		Minnesota Private 2–Year Institutions
Unmarried with dependents applying as Independent Students		MnSCU 4–Year Universities
Married with no other dependents applying as Independent Students		University of Minnesota
Unmarried with no dependents applying as Independent Students		Minnesota Private 4–Year Institutions

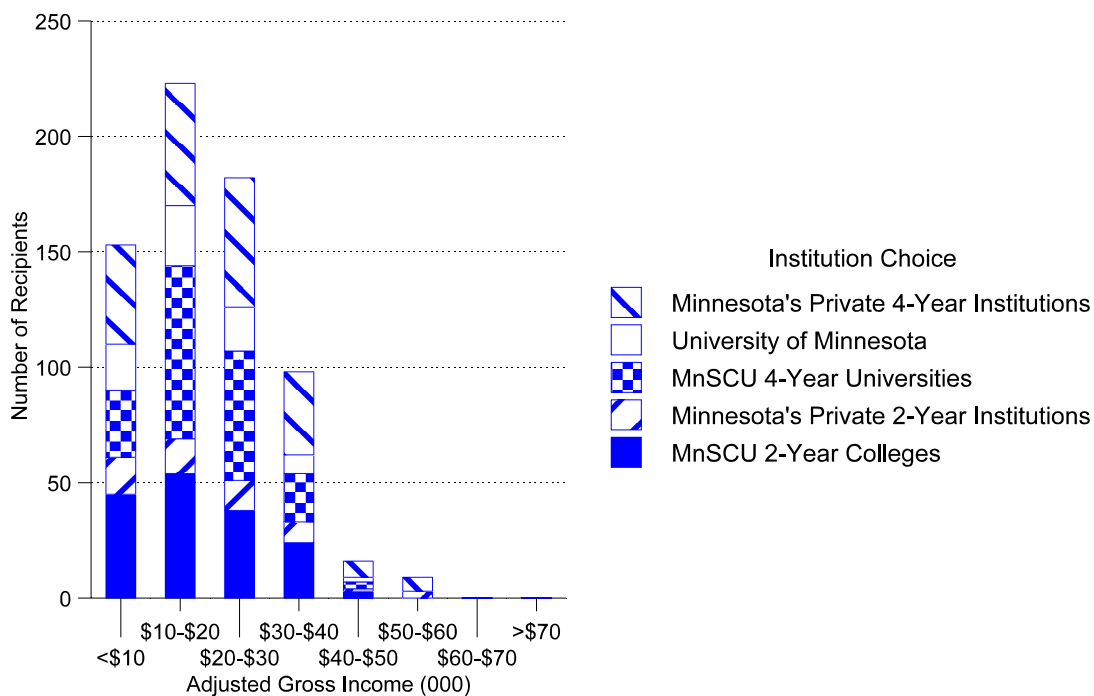
Adjusted Gross Income	Number of Minnesota State Grant Recipients	Combined Federal Pell and Minnesota State Grant Award (Million)	Minnesota State Grant Award (Million)
Less than \$10,000	153	\$0.92	\$0.40
\$10,000 to \$19,999	223	\$1.05	\$0.57
\$20,000 to \$29,999	182	\$0.57	\$0.48
\$30,000 to \$39,999	98	\$0.18	\$0.18
\$40,000 to \$49,999	16	\$0.02	\$0.02
\$50,000 to \$59,999	9	\$0.02	\$0.01
\$60,000 to \$69,999	0	\$0.00	\$0.00
\$70,000 and Over	0	\$0.00	\$0.00
Total	681	\$2.77	\$1.66

Adjusted Gross Income is parental income for dependent students and student and spouse income for independent students.

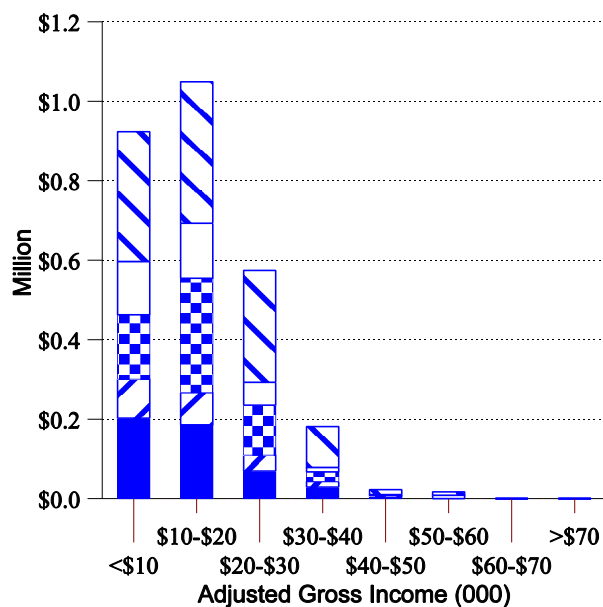
Source: Minnesota Higher Education Services Office

Minnesota State Grant Statistics: Married Students with No Other Dependents Applying as Independent Students Registering for at Least 30 Credits, Fiscal Year 2002

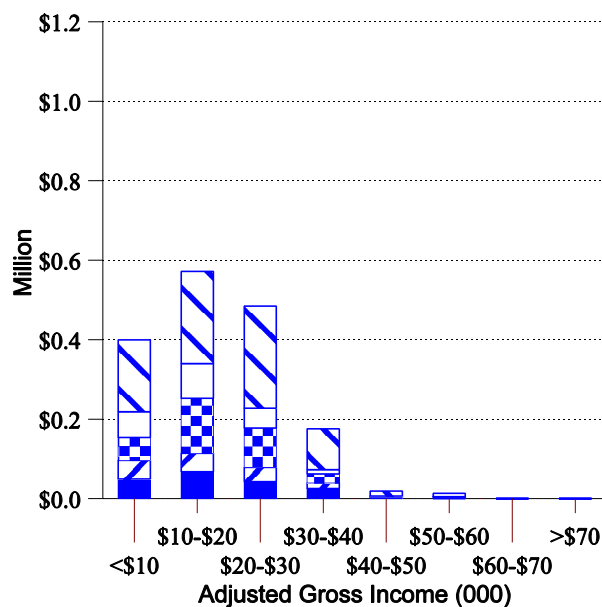
Number of Minnesota State Grant Recipients



Combined Federal Pell and Minnesota State Grant Awards



Minnesota State Grant Awards



1. Institution Choice: MnSCU Two-Year Colleges

The following table includes Minnesota State Grant Recipients in the categories highlighted		
Family Status	Choice of Attendance Strategy	Choice of Institution Attended
Dependent Students	Registered for fewer than 30 credits during the fiscal year.	MnSCU 2–Year Colleges
Married with dependents applying as Independent Students		Minnesota Private 2–Year Institutions
Unmarried with dependents applying as Independent Students	Registered for at least 30 credits during the fiscal year.	MnSCU 4–Year Universities
Married with no other dependents applying as Independent Students		University of Minnesota
Unmarried with no dependents applying as Independent Students		Minnesota Private 4–Year Institutions

Adjusted Gross Income	Number of Minnesota State Grant Recipients	Combined Federal Pell and Minnesota State Grant Award (Million)	Minnesota State Grant Award (Million)
Less than \$10,000	45	\$0.20	\$0.05
\$10,000 to \$19,999	54	\$0.19	\$0.07
\$20,000 to \$29,999	38	\$0.07	\$0.04
\$30,000 to \$39,999	24	\$0.03	\$0.03
\$40,000 to \$49,999	3	\$0.00	\$0.00
\$50,000 to \$59,999	0	\$0.00	\$0.00
\$60,000 to \$69,999	0	\$0.00	\$0.00
\$70,000 and Over	0	\$0.00	\$0.00
Total	164	\$0.49	\$0.19

Adjusted Gross Income is parental income for dependent students and student and spouse income for independent students.

Source: Minnesota Higher Education Services Office

2. Institution Choice: Minnesota Private Two-Year (Career) Institutions

The following table includes Minnesota State Grant Recipients in the categories highlighted		
Family Status	Choice of Attendance Strategy	Choice of Institution Attended
Dependent Students	Registered for fewer than 30 credits during the fiscal year.	MnSCU 2–Year Colleges
Married with dependents applying as Independent Students		Minnesota Private 2–Year Institutions
Unmarried with dependents applying as Independent Students	Registered for at least 30 credits during the fiscal year.	MnSCU 4–Year Universities
Married with no other dependents applying as Independent Students		University of Minnesota
Unmarried with no dependents applying as Independent Students		Minnesota Private 4–Year Institutions

Adjusted Gross Income	Number of Minnesota State Grant Recipients	Combined Federal Pell and Minnesota State Grant Award (Million)	Minnesota State Grant Award (Million)
Less than \$10,000	16	\$0.10	\$0.05
\$10,000 to \$19,999	15	\$0.08	\$0.05
\$20,000 to \$29,999	13	\$0.04	\$0.04
\$30,000 to \$39,999	9	\$0.01	\$0.01
\$40,000 to \$49,999	1	\$0.00	\$0.00
\$50,000 to \$59,999	3	\$0.01	\$0.00
\$60,000 to \$69,999	0	\$0.00	\$0.00
\$70,000 and Over	0	\$0.00	\$0.00
Total	57	\$0.24	\$0.15

Adjusted Gross Income is parental income for dependent students and student and spouse income for independent students.

Source: Minnesota Higher Education Services Office

3. Institution Choice: MnSCU Four-Year Universities

The following table includes Minnesota State Grant Recipients in the categories highlighted		
Family Status	Choice of Attendance Strategy	Choice of Institution Attended
Dependent Students	Registered for fewer than 30 credits during the fiscal year.	MnSCU 2–Year Colleges
Married with dependents applying as Independent Students		Minnesota Private 2–Year Institutions
Unmarried with dependents applying as Independent Students		MnSCU 4–Year Universities
Married with no other dependents applying as Independent Students		University of Minnesota
Unmarried with no dependents applying as Independent Students	Registered for at least 30 credits during the fiscal year.	Minnesota Private 4–Year Institutions

Adjusted Gross Income	Number of Minnesota State Grant Recipients	Combined Federal Pell and Minnesota State Grant Award (Million)	Minnesota State Grant Award (Million)
Less than \$10,000	29	\$0.16	\$0.06
\$10,000 to \$19,999	75	\$0.29	\$0.14
\$20,000 to \$29,999	56	\$0.13	\$0.10
\$30,000 to \$39,999	21	\$0.02	\$0.02
\$40,000 to \$49,999	3	\$0.00	\$0.00
\$50,000 to \$59,999	0	\$0.00	\$0.00
\$60,000 to \$69,999	0	\$0.00	\$0.00
\$70,000 and Over	0	\$0.00	\$0.00
Total	184	\$0.60	\$0.32

Adjusted Gross Income is parental income for dependent students and student and spouse income for independent students.

Source: Minnesota Higher Education Services Office

4. Institution Choice: University of Minnesota

The following table includes Minnesota State Grant Recipients in the categories highlighted		
Family Status	Choice of Attendance Strategy	Choice of Institution Attended
Dependent Students	Registered for fewer than 30 credits during the fiscal year.	MnSCU 2–Year Colleges
Married with dependents applying as Independent Students		Minnesota Private 2–Year Institutions
Unmarried with dependents applying as Independent Students		MnSCU 4–Year Universities
Married with no other dependents applying as Independent Students	Registered for at least 30 credits during the fiscal year.	University of Minnesota
Unmarried with no dependents applying as Independent Students		Minnesota Private 4–Year Institutions

Adjusted Gross Income	Number of Minnesota State Grant Recipients	Combined Federal Pell and Minnesota State Grant Award (Million)	Minnesota State Grant Award (Million)
Less than \$10,000	20	\$0.13	\$0.07
\$10,000 to \$19,999	26	\$0.14	\$0.09
\$20,000 to \$29,999	19	\$0.06	\$0.05
\$30,000 to \$39,999	8	\$0.01	\$0.01
\$40,000 to \$49,999	2	\$0.00	\$0.00
\$50,000 to \$59,999	0	\$0.00	\$0.00
\$60,000 to \$69,999	0	\$0.00	\$0.00
\$70,000 and Over	0	\$0.00	\$0.00
Total	75	\$0.34	\$0.22

Adjusted Gross Income is parental income for dependent students and student and spouse income for independent students.

Source: Minnesota Higher Education Services Office

5. Institution Choice: Minnesota Private Four-Year Institutions

The following table includes Minnesota State Grant Recipients in the categories highlighted		
Family Status	Choice of Attendance Strategy	Choice of Institution Attended
Dependent Students	Registered for fewer than 30 credits during the fiscal year.	MnSCU 2–Year Colleges
Married with dependents applying as Independent Students		Minnesota Private 2–Year Institutions
Unmarried with dependents applying as Independent Students		MnSCU 4–Year Universities
Married with no other dependents applying as Independent Students	Registered for at least 30 credits during the fiscal year.	University of Minnesota
Unmarried with no dependents applying as Independent Students		Minnesota Private 4–Year Institutions

Adjusted Gross Income	Number of Minnesota State Grant Recipients	Combined Federal Pell and Minnesota State Grant Award (Million)	Minnesota State Grant Award (Million)
Less than \$10,000	43	\$0.33	\$0.18
\$10,000 to \$19,999	53	\$0.36	\$0.23
\$20,000 to \$29,999	56	\$0.28	\$0.26
\$30,000 to \$39,999	36	\$0.10	\$0.10
\$40,000 to \$49,999	7	\$0.01	\$0.01
\$50,000 to \$59,999	6	\$0.01	\$0.01
\$60,000 to \$69,999	0	\$0.00	\$0.00
\$70,000 and Over	0	\$0.00	\$0.00
Total	201	\$1.09	\$0.79

Adjusted Gross Income is parental income for dependent students and student and spouse income for independent students.

Source: Minnesota Higher Education Services Office

V. Family Status: Unmarried Students with No Dependents Applying as Independent Students

The following table includes Minnesota State Grant Recipients in the categories highlighted		
Family Status	Choice of Attendance Strategy	Choice of Institution Attended
Dependent Students	Registered for fewer than 30 credits during the fiscal year. Registered for at least 30 credits during the fiscal year.	MnSCU 2–Year Colleges
Married with dependents applying as Independent Students		Minnesota Private 2–Year Institutions
Unmarried with dependents applying as Independent Students		MnSCU 4–Year Universities
Married with no other dependents applying as Independent Students		University of Minnesota
Unmarried with no dependents applying as Independent Students		Minnesota Private 4–Year Institutions

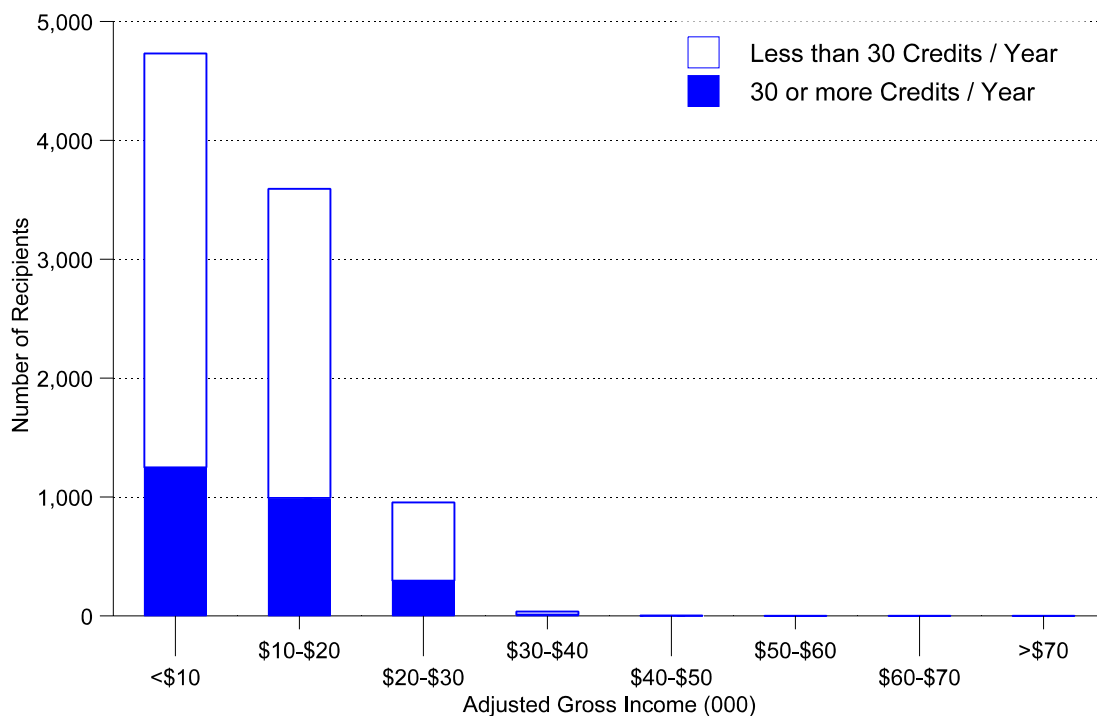
Adjusted Gross Income	Number of Minnesota State Grant Recipients	Combined Federal Pell and Minnesota State Grant Award (Million)	Minnesota State Grant Award (Million)
Less than \$10,000	4,731	\$17.16	\$5.88
\$10,000 to \$19,999	3,593	\$7.83	\$5.58
\$20,000 to \$29,999	954	\$1.11	\$1.05
\$30,000 to \$39,999	36	\$0.02	\$0.02
\$40,000 to \$49,999	3	\$0.01	\$0.00
\$50,000 to \$59,999	0	\$0.00	\$0.00
\$60,000 to \$69,999	0	\$0.00	\$0.00
\$70,000 and Over	0	\$0.00	\$0.00
Total	9,317	\$26.13	\$12.53

Adjusted Gross Income is parental income for dependent students and student and spouse income for independent students.

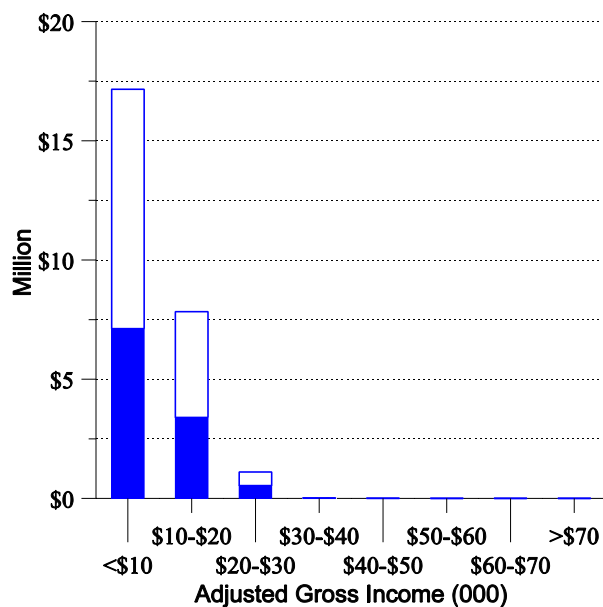
Source: Minnesota Higher Education Services Office

Minnesota State Grant Statistics: Unmarried Students with no Dependents Applying as Independent Students, Fiscal Year 2002

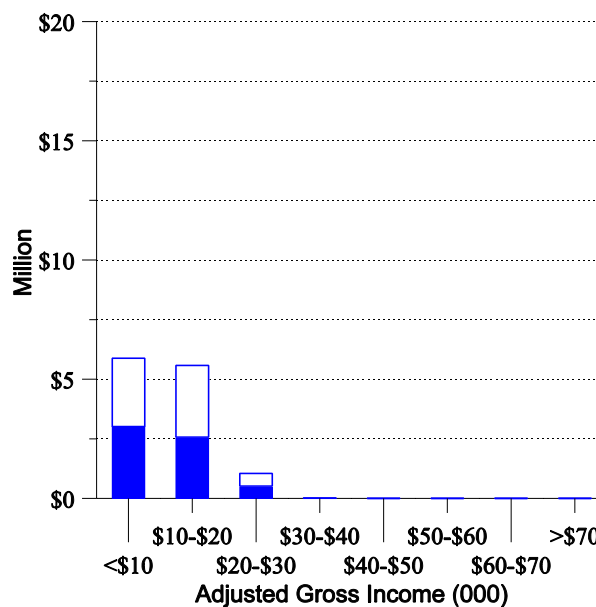
Number of Minnesota State Grant Recipients



Combined Federal Pell and Minnesota State Grant Awards



Minnesota State Grant Awards



A. Attendance Strategy: Registered for Fewer Than 30 Credits in Fiscal Year 2002

The following table includes Minnesota State Grant Recipients in the categories highlighted		
Family Status	Choice of Attendance Strategy	Choice of Institution Attended
Dependent Students	Registered for fewer than 30 credits during the fiscal year.	MnSCU 2–Year Colleges
Married with dependents applying as Independent Students		Minnesota Private 2–Year Institutions
Unmarried with dependents applying as Independent Students	Registered for at least 30 credits during the fiscal year.	MnSCU 4–Year Universities
Married with no other dependents applying as Independent Students		University of Minnesota
Unmarried with no dependents applying as Independent Students		Minnesota Private 4–Year Institutions

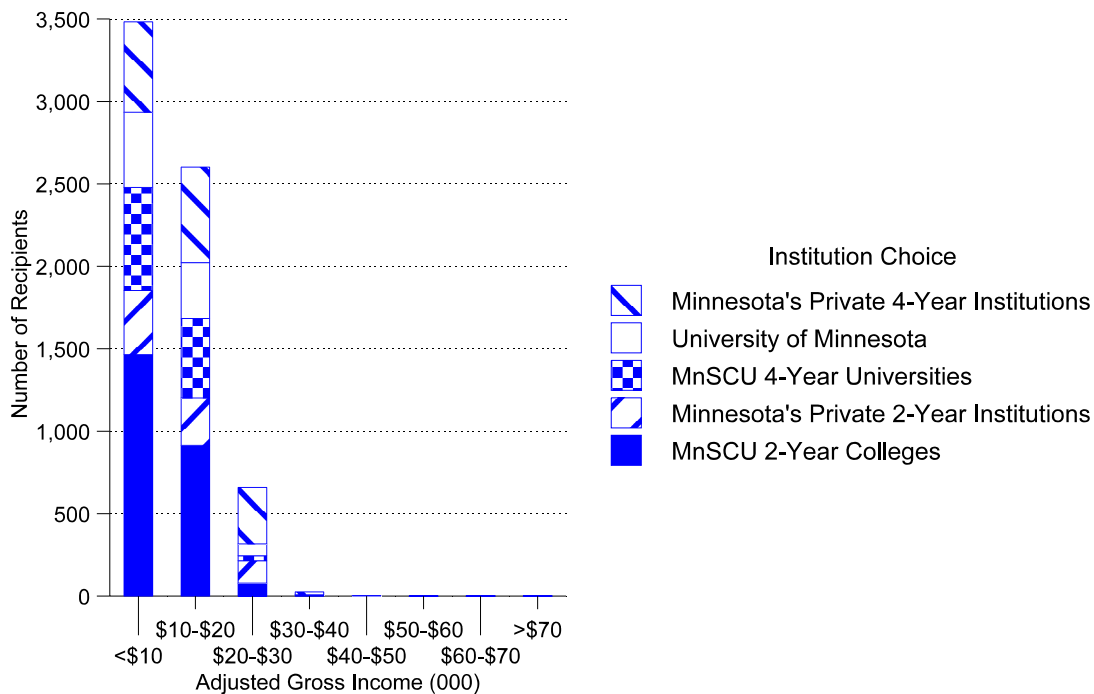
Adjusted Gross Income	Number of Minnesota State Grant Recipients	Combined Federal Pell and Minnesota State Grant Award (Million)	Minnesota State Grant Award (Million)
Less than \$10,000	3,483	\$10.04	\$2.87
\$10,000 to \$19,999	2,601	\$4.43	\$3.00
\$20,000 to \$29,999	659	\$0.57	\$0.53
\$30,000 to \$39,999	25	\$0.01	\$0.01
\$40,000 to \$49,999	3	\$0.01	\$0.00
\$50,000 to \$59,999	0	\$0.00	\$0.00
\$60,000 to \$69,999	0	\$0.00	\$0.00
\$70,000 and Over	0	\$0.00	\$0.00
Total	6,771	\$15.06	\$6.42

Adjusted Gross Income is parental income for dependent students and student and spouse income for independent students.

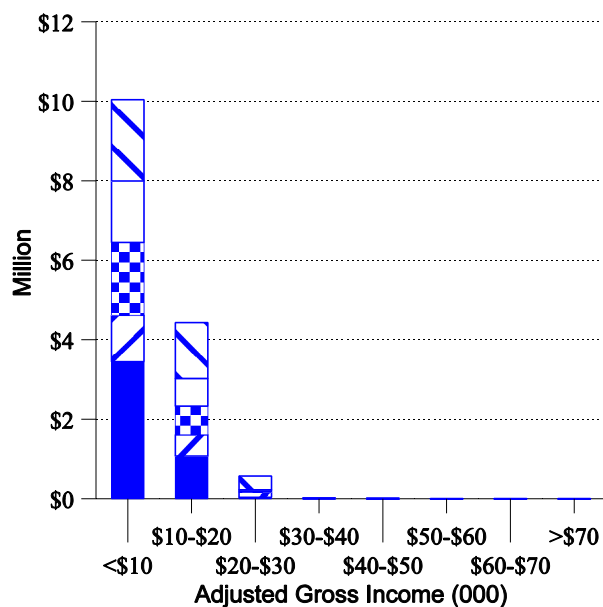
Source: Minnesota Higher Education Services Office

Minnesota State Grant Statistics: Unmarried Students with no Dependents Applying as Independent Students Registering for Fewer Than 30 Credits, Fiscal Year 2002

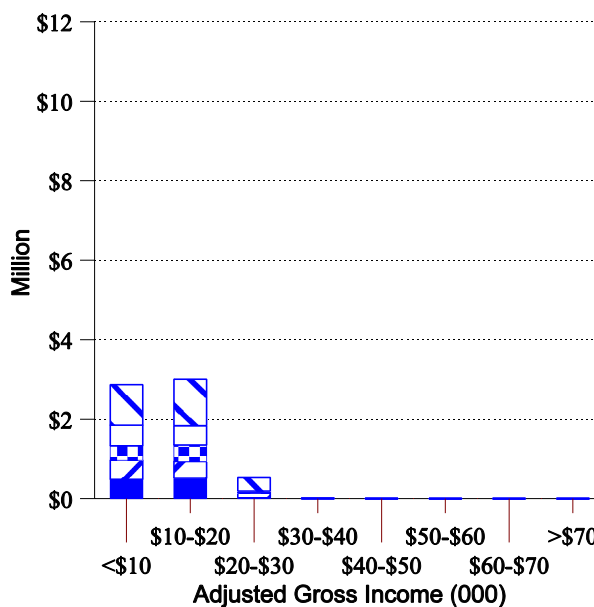
Number of Minnesota State Grant Recipients



Combined Federal Pell and Minnesota State Grant Awards



Minnesota State Grant Awards



1. Institution Choice: MnSCU Two-Year Colleges

The following table includes Minnesota State Grant Recipients in the categories highlighted		
Family Status	Choice of Attendance Strategy	Choice of Institution Attended
Dependent Students	Registered for fewer than 30 credits during the fiscal year.	MnSCU 2–Year Colleges
Married with dependents applying as Independent Students		Minnesota Private 2–Year Institutions
Unmarried with dependents applying as Independent Students	Registered for at least 30 credits during the fiscal year.	MnSCU 4–Year Universities
Married with no other dependents applying as Independent Students		University of Minnesota
Unmarried with no dependents applying as Independent Students		Minnesota Private 4–Year Institutions

Adjusted Gross Income	Number of Minnesota State Grant Recipients	Combined Federal Pell and Minnesota State Grant Award (Million)	Minnesota State Grant Award (Million)
Less than \$10,000	1,464	\$3.45	\$0.49
\$10,000 to \$19,999	914	\$1.07	\$0.52
\$20,000 to \$29,999	79	\$0.04	\$0.02
\$30,000 to \$39,999	2	\$0.00	\$0.00
\$40,000 to \$49,999	0	\$0.00	\$0.00
\$50,000 to \$59,999	0	\$0.00	\$0.00
\$60,000 to \$69,999	0	\$0.00	\$0.00
\$70,000 and Over	0	\$0.00	\$0.00
Total	2,459	\$4.56	\$1.02

Adjusted Gross Income is parental income for dependent students and student and spouse income for independent students.

Source: Minnesota Higher Education Services Office

2. Institution Choice: Minnesota Private Two-Year (Career) Institutions

The following table includes Minnesota State Grant Recipients in the categories highlighted		
Family Status	Choice of Attendance Strategy	Choice of Institution Attended
Dependent Students	Registered for fewer than 30 credits during the fiscal year.	MnSCU 2–Year Colleges
Married with dependents applying as Independent Students		Minnesota Private 2–Year Institutions
Unmarried with dependents applying as Independent Students	Registered for at least 30 credits during the fiscal year.	MnSCU 4–Year Universities
Married with no other dependents applying as Independent Students		University of Minnesota
Unmarried with no dependents applying as Independent Students		Minnesota Private 4–Year Institutions

Adjusted Gross Income	Number of Minnesota State Grant Recipients	Combined Federal Pell and Minnesota State Grant Award (Million)	Minnesota State Grant Award (Million)
Less than \$10,000	389	\$1.17	\$0.48
\$10,000 to \$19,999	287	\$0.53	\$0.42
\$20,000 to \$29,999	135	\$0.13	\$0.12
\$30,000 to \$39,999	5	\$0.00	\$0.00
\$40,000 to \$49,999	0	\$0.00	\$0.00
\$50,000 to \$59,999	0	\$0.00	\$0.00
\$60,000 to \$69,999	0	\$0.00	\$0.00
\$70,000 and Over	0	\$0.00	\$0.00
Total	816	\$1.83	\$1.02

Adjusted Gross Income is parental income for dependent students and student and spouse income for independent students.

Source: Minnesota Higher Education Services Office

3. Institution Choice: MnSCU Four-Year Universities

The following table includes Minnesota State Grant Recipients in the categories highlighted		
Family Status	Choice of Attendance Strategy	Choice of Institution Attended
Dependent Students	Registered for fewer than 30 credits during the fiscal year.	MnSCU 2–Year Colleges
Married with dependents applying as Independent Students		Minnesota Private 2–Year Institutions
Unmarried with dependents applying as Independent Students	Registered for at least 30 credits during the fiscal year.	MnSCU 4–Year Universities
Married with no other dependents applying as Independent Students		University of Minnesota
Unmarried with no dependents applying as Independent Students		Minnesota Private 4–Year Institutions

Adjusted Gross Income	Number of Minnesota State Grant Recipients	Combined Federal Pell and Minnesota State Grant Award (Million)	Minnesota State Grant Award (Million)
Less than \$10,000	626	\$1.83	\$0.36
\$10,000 to \$19,999	483	\$0.72	\$0.42
\$20,000 to \$29,999	31	\$0.02	\$0.01
\$30,000 to \$39,999	1	\$0.00	\$0.00
\$40,000 to \$49,999	1	\$0.00	\$0.00
\$50,000 to \$59,999	0	\$0.00	\$0.00
\$60,000 to \$69,999	0	\$0.00	\$0.00
\$70,000 and Over	0	\$0.00	\$0.00
Total	1,142	\$2.58	\$0.79

Adjusted Gross Income is parental income for dependent students and student and spouse income for independent students.

Source: Minnesota Higher Education Services Office

4. Institution Choice: University of Minnesota

The following table includes Minnesota State Grant Recipients in the categories highlighted		
Family Status	Choice of Attendance Strategy	Choice of Institution Attended
Dependent Students	Registered for fewer than 30 credits during the fiscal year. Registered for at least 30 credits during the fiscal year.	MnSCU 2–Year Colleges
Married with dependents applying as Independent Students		Minnesota Private 2–Year Institutions
Unmarried with dependents applying as Independent Students		MnSCU 4–Year Universities
Married with no other dependents applying as Independent Students		University of Minnesota
Unmarried with no dependents applying as Independent Students		Minnesota Private 4–Year Institutions

Adjusted Gross Income	Number of Minnesota State Grant Recipients	Combined Federal Pell and Minnesota State Grant Award (Million)	Minnesota State Grant Award (Million)
Less than \$10,000	455	\$1.55	\$0.52
\$10,000 to \$19,999	338	\$0.70	\$0.49
\$20,000 to \$29,999	72	\$0.05	\$0.05
\$30,000 to \$39,999	0	\$0.00	\$0.00
\$40,000 to \$49,999	0	\$0.00	\$0.00
\$50,000 to \$59,999	0	\$0.00	\$0.00
\$60,000 to \$69,999	0	\$0.00	\$0.00
\$70,000 and Over	0	\$0.00	\$0.00
Total	865	\$2.29	\$1.05

Adjusted Gross Income is parental income for dependent students and student and spouse income for independent students.

Source: Minnesota Higher Education Services Office

5. Institution Choice: Minnesota Private Four-Year Institutions

The following table includes Minnesota State Grant Recipients in the categories highlighted		
Family Status	Choice of Attendance Strategy	Choice of Institution Attended
Dependent Students	Registered for fewer than 30 credits during the fiscal year.	MnSCU 2–Year Colleges
Married with dependents applying as Independent Students		Minnesota Private 2–Year Institutions
Unmarried with dependents applying as Independent Students	Registered for at least 30 credits during the fiscal year.	MnSCU 4–Year Universities
Married with no other dependents applying as Independent Students		University of Minnesota
Unmarried with no dependents applying as Independent Students		Minnesota Private 4–Year Institutions

Adjusted Gross Income	Number of Minnesota State Grant Recipients	Combined Federal Pell and Minnesota State Grant Award (Million)	Minnesota State Grant Award (Million)
Less than \$10,000	549	\$2.04	\$1.02
\$10,000 to \$19,999	579	\$1.41	\$1.17
\$20,000 to \$29,999	342	\$0.35	\$0.34
\$30,000 to \$39,999	17	\$0.01	\$0.01
\$40,000 to \$49,999	2	\$0.01	\$0.00
\$50,000 to \$59,999	0	\$0.00	\$0.00
\$60,000 to \$69,999	0	\$0.00	\$0.00
\$70,000 and Over	0	\$0.00	\$0.00
Total	1,489	\$3.81	\$2.54

Adjusted Gross Income is parental income for dependent students and student and spouse income for independent students.

Source: Minnesota Higher Education Services Office

B. Attendance Strategy: Registered for at Least 30 Credits in Fiscal Year 2002

The following table includes Minnesota State Grant Recipients in the categories highlighted		
Family Status	Choice of Attendance Strategy	Choice of Institution Attended
Dependent Students	Registered for fewer than 30 credits during the fiscal year.	MnSCU 2–Year Colleges
Married with dependents applying as Independent Students		Minnesota Private 2–Year Institutions
Unmarried with dependents applying as Independent Students	Registered for at least 30 credits during the fiscal year.	MnSCU 4–Year Universities
Married with no other dependents applying as Independent Students		University of Minnesota
Unmarried with no dependents applying as Independent Students		Minnesota Private 4–Year Institutions

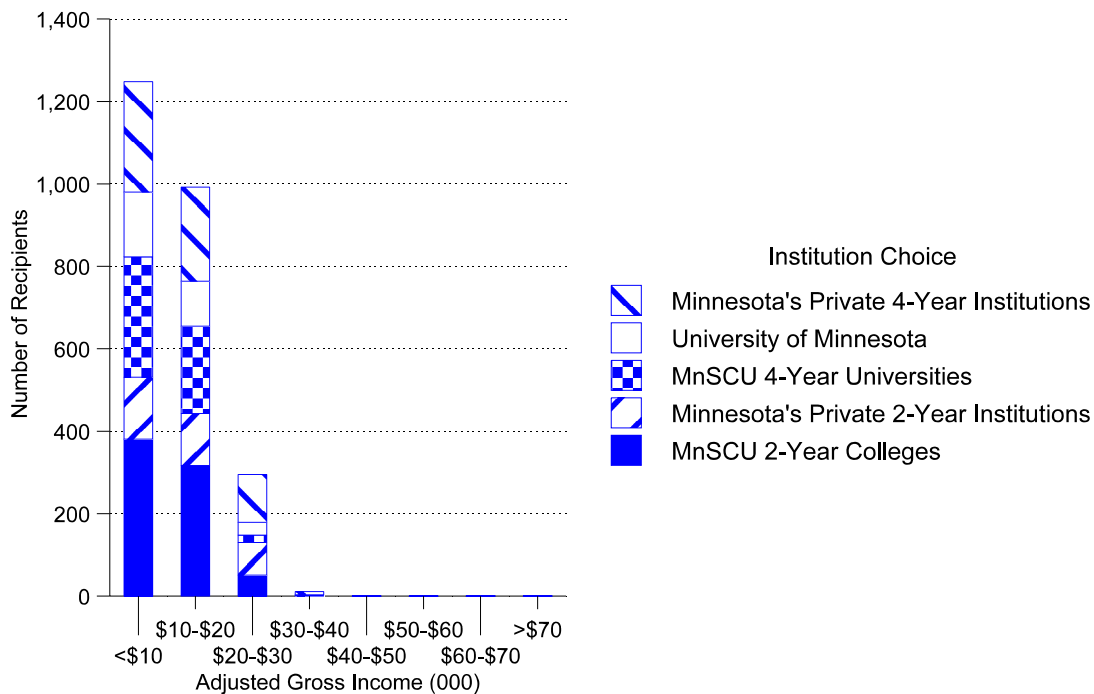
Adjusted Gross Income	Number of Minnesota State Grant Recipients	Combined Federal Pell and Minnesota State Grant Awards (Million)	Minnesota State Grant Awards (Million)
Less than \$10,000	1,248	\$7.12	\$3.01
\$10,000 to \$19,999	992	\$3.40	\$2.57
\$20,000 to \$29,999	295	\$0.54	\$0.52
\$30,000 to \$39,999	11	\$0.01	\$0.01
\$40,000 to \$49,999	0	\$0.00	\$0.00
\$50,000 to \$59,999	0	\$0.00	\$0.00
\$60,000 to \$69,999	0	\$0.00	\$0.00
\$70,000 and Over	0	\$0.00	\$0.00
Total	2,546	\$11.07	\$6.11

Adjusted Gross Income is parental income for dependent students and student and spouse income for independent students.

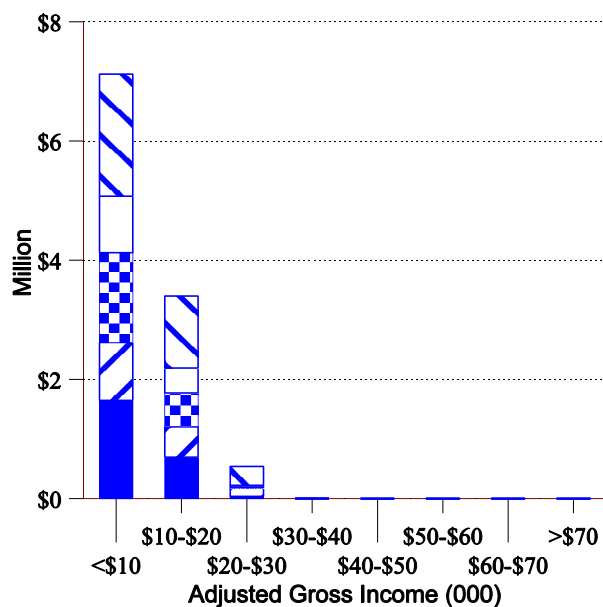
Source: Minnesota Higher Education Services Office

Minnesota State Grant Statistics: Unmarried Students with no Dependents Applying as Independent Students Registering for at Least 30 Credits, Fiscal Year 2002

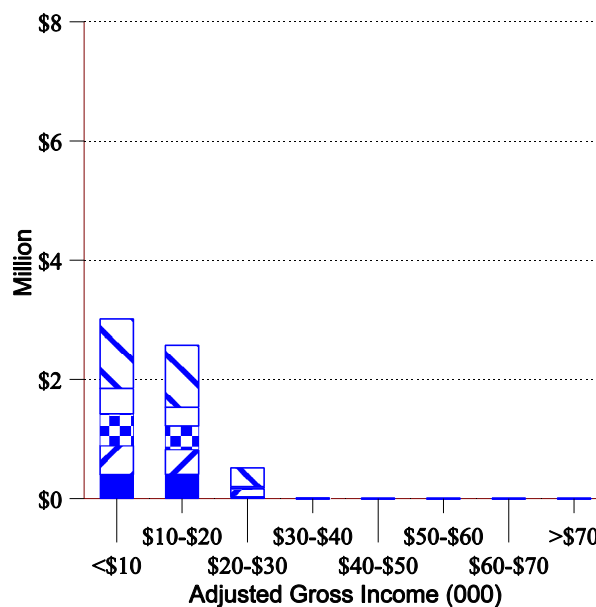
Number of Minnesota State Grant Recipients



Combined Federal Pell and Minnesota State Grant Awards



Minnesota State Grant Awards



1. Institution Choice: MnSCU Two-Year Colleges

The following table includes Minnesota State Grant Recipients in the categories highlighted		
Family Status	Choice of Attendance Strategy	Choice of Institution Attended
Dependent Students	Registered for fewer than 30 credits during the fiscal year.	MnSCU 2–Year Colleges
Married with dependents applying as Independent Students		Minnesota Private 2–Year Institutions
Unmarried with dependents applying as Independent Students	Registered for at least 30 credits during the fiscal year.	MnSCU 4–Year Universities
Married with no other dependents applying as Independent Students		University of Minnesota
Unmarried with no dependents applying as Independent Students		Minnesota Private 4–Year Institutions

Adjusted Gross Income	Number of Minnesota State Grant Recipients	Combined Federal Pell and Minnesota State Grant Awards (Million)	Minnesota State Grant Awards (Million)
Less than \$10,000	381	\$1.65	\$0.40
\$10,000 to \$19,999	317	\$0.70	\$0.40
\$20,000 to \$29,999	51	\$0.04	\$0.03
\$30,000 to \$39,999	0	\$0.00	\$0.00
\$40,000 to \$49,999	0	\$0.00	\$0.00
\$50,000 to \$59,999	0	\$0.00	\$0.00
\$60,000 to \$69,999	0	\$0.00	\$0.00
\$70,000 and Over	0	\$0.00	\$0.00
Total	749	\$2.38	\$0.84

Adjusted Gross Income is parental income for dependent students and student and spouse income for independent students.

Source: Minnesota Higher Education Services Office

2. Institution Choice: Minnesota Private Two-Year (Career) Institutions

The following table includes Minnesota State Grant Recipients in the categories highlighted		
Family Status	Choice of Attendance Strategy	Choice of Institution Attended
Dependent Students	Registered for fewer than 30 credits during the fiscal year.	MnSCU 2–Year Colleges
Married with dependents applying as Independent Students		Minnesota Private 2–Year Institutions
Unmarried with dependents applying as Independent Students	Registered for at least 30 credits during the fiscal year.	MnSCU 4–Year Universities
Married with no other dependents applying as Independent Students		University of Minnesota
Unmarried with no dependents applying as Independent Students		Minnesota Private 4–Year Institutions

Adjusted Gross Income	Number of Minnesota State Grant Recipients	Combined Federal Pell and Minnesota State Grant Awards (Million)	Minnesota State Grant Awards (Million)
Less than \$10,000	150	\$0.97	\$0.48
\$10,000 to \$19,999	126	\$0.51	\$0.42
\$20,000 to \$29,999	79	\$0.14	\$0.13
\$30,000 to \$39,999	2	\$0.00	\$0.00
\$40,000 to \$49,999	0	\$0.00	\$0.00
\$50,000 to \$59,999	0	\$0.00	\$0.00
\$60,000 to \$69,999	0	\$0.00	\$0.00
\$70,000 and Over	0	\$0.00	\$0.00
Total	357	\$1.62	\$1.04

Adjusted Gross Income is parental income for dependent students and student and spouse income for independent students.

Source: Minnesota Higher Education Services Office

3. Institution Choice: MnSCU Four-Year Universities

The following table includes Minnesota State Grant Recipients in the categories highlighted		
Family Status	Choice of Attendance Strategy	Choice of Institution Attended
Dependent Students	Registered for fewer than 30 credits during the fiscal year.	MnSCU 2–Year Colleges
Married with dependents applying as Independent Students		Minnesota Private 2–Year Institutions
Unmarried with dependents applying as Independent Students	Registered for at least 30 credits during the fiscal year.	MnSCU 4–Year Universities
Married with no other dependents applying as Independent Students		University of Minnesota
Unmarried with no dependents applying as Independent Students		Minnesota Private 4–Year Institutions

Adjusted Gross Income	Number of Minnesota State Grant Recipients	Combined Federal Pell and Minnesota State Grant Awards (Million)	Minnesota State Grant Awards (Million)
Less than \$10,000	292	\$1.51	\$0.54
\$10,000 to \$19,999	212	\$0.57	\$0.40
\$20,000 to \$29,999	18	\$0.01	\$0.01
\$30,000 to \$39,999	1	\$0.00	\$0.00
\$40,000 to \$49,999	0	\$0.00	\$0.00
\$50,000 to \$59,999	0	\$0.00	\$0.00
\$60,000 to \$69,999	0	\$0.00	\$0.00
\$70,000 and Over	0	\$0.00	\$0.00
Total	523	\$2.09	\$0.95

Adjusted Gross Income is parental income for dependent students and student and spouse income for independent students.

Source: Minnesota Higher Education Services Office

4. Institution Choice: University of Minnesota

The following table includes Minnesota State Grant Recipients in the categories highlighted		
Family Status	Choice of Attendance Strategy	Choice of Institution Attended
Dependent Students	Registered for fewer than 30 credits during the fiscal year.	MnSCU 2–Year Colleges
Married with dependents applying as Independent Students		Minnesota Private 2–Year Institutions
Unmarried with dependents applying as Independent Students	Registered for at least 30 credits during the fiscal year.	MnSCU 4–Year Universities
Married with no other dependents applying as Independent Students		University of Minnesota
Unmarried with no dependents applying as Independent Students		Minnesota Private 4–Year Institutions

Adjusted Gross Income	Number of Minnesota State Grant Recipients	Combined Federal Pell and Minnesota State Grant Awards (Million)	Minnesota State Grant Awards (Million)
Less than \$10,000	157	\$0.95	\$0.43
\$10,000 to \$19,999	109	\$0.42	\$0.31
\$20,000 to \$29,999	31	\$0.03	\$0.03
\$30,000 to \$39,999	0	\$0.00	\$0.00
\$40,000 to \$49,999	0	\$0.00	\$0.00
\$50,000 to \$59,999	0	\$0.00	\$0.00
\$60,000 to \$69,999	0	\$0.00	\$0.00
\$70,000 and Over	0	\$0.00	\$0.00
Total	297	\$1.40	\$0.77

Adjusted Gross Income is parental income for dependent students and student and spouse income for independent students.

Source: Minnesota Higher Education Services Office

5. Institution Choice: Minnesota Private Four-Year Institutions

The following table includes Minnesota State Grant Recipients in the categories highlighted		
Family Status	Choice of Attendance Strategy	Choice of Institution Attended
Dependent Students	Registered for fewer than 30 credits during the fiscal year.	MnSCU 2–Year Colleges
Married with dependents applying as Independent Students		Minnesota Private 2–Year Institutions
Unmarried with dependents applying as Independent Students	Registered for at least 30 credits during the fiscal year.	MnSCU 4–Year Universities
Married with no other dependents applying as Independent Students		University of Minnesota
Unmarried with no dependents applying as Independent Students		Minnesota Private 4–Year Institutions

Adjusted Gross Income	Number of Minnesota State Grant Recipients	Combined Federal Pell and Minnesota State Grant Awards (Million)	Minnesota State Grant Awards (Million)
Less than \$10,000	268	\$2.05	\$1.16
\$10,000 to \$19,999	228	\$1.21	\$1.04
\$20,000 to \$29,999	116	\$0.32	\$0.31
\$30,000 to \$39,999	8	\$0.01	\$0.01
\$40,000 to \$49,999	0	\$0.00	\$0.00
\$50,000 to \$59,999	0	\$0.00	\$0.00
\$60,000 to \$69,999	0	\$0.00	\$0.00
\$70,000 and Over	0	\$0.00	\$0.00
Total	620	\$3.58	\$2.52

Adjusted Gross Income is parental income for dependent students and student and spouse income for independent students.

Source: Minnesota Higher Education Services Office

VI. State Grant Recipients by Institution Attended

Minnesota State Grant Recipients by Institution, Fiscal Year 2002

<u>System Attended</u>	<u>Institution</u>	<u>Number of MN State Grant Recipients</u>	<u>Total MN State Grants Received*</u>
MnSCU Colleges (Two-Year)	Alexandria Technical College	1,006	\$1,085,000
	Anoka-Hennepin Technical College	470	\$384,000
	Anoka-Ramsey Community College	954	\$735,000
	Central Lakes College	1,334	\$1,214,000
	Century College	1,288	\$880,000
	Dakota County Technical College	542	\$512,000
	Fergus Falls Community College	490	\$489,000
	Fond Du Lac Tribal and Community College	266	\$191,000
	Hennepin Technical College	695	\$488,000
	Hibbing Community College	611	\$544,000
	Inver Hills Community College	528	\$393,000
	Itasca Community College	456	\$369,000
	Lake Superior College	957	\$737,000
	Minneapolis Community and Technical College	2,143	\$1,299,000
	Minnesota State College-Southeast Technical	373	\$269,000
	Minnesota West Community and Technical	819	\$836,000
	Normandale Community College	1,334	\$1,087,000
	North Hennepin Community College	916	\$655,000
	Northland Community and Technical College	722	\$619,000
	Northwest Technical College	1,594	\$1,720,000
	Pine Technical College	165	\$100,000
	Rainy River Community College	160	\$119,000
	Ridgewater College	1,579	\$1,534,000
	Riverland Community College	879	\$737,000
	Rochester Community and Technical College	995	\$861,000
	Saint Cloud Technical College	924	\$988,000
	Saint Paul Technical College	687	\$422,000
	South Central Technical College	875	\$836,000
	Vermillion Community College	767	\$695,000
	Total-MnSCU Colleges*	24,529	\$20,798,000
Private -Two Year (Career) Institutions	Alexander Institute	268	\$608,000
	American Indian OIC	41	\$25,000

Minnesota State Grant Recipients by Institution, Fiscal Year 2002

<u>System Attended</u>	<u>Institution</u>	<u>Number of MN State Grant Recipients</u>	<u>Total MN State Grants Received*</u>
	Argosy University-Medical institute of MN	474	\$899,000
	Aveda Institute	204	\$446,000
	Brainco-Minneapolis School of Advertising	Fewer than 10	\$9,000
	Central Beauty School	30	\$47,000
	Connecting Point	32	\$50,000
	Cosmetology Careers Unlimited-Duluth	28	\$11,000
	Cosmetology Careers Unlimited-Hibbing	26	\$14,000
	Cosmetology Training Center, Mankato	39	\$78,000
	Duluth Business University	218	\$407,000
	Dunwoody Institute	543	\$1,166,000
	East Metro OIC	51	\$77,000
	Hastings Beauty School	22	\$52,000
	Herzing College, Minneapolis Drafting School	93	\$220,000
	High-Tech Institute	708	\$1,355,000
	Hi-Tech Beauty Academy	32	\$25,000
	KRS Computer and Business School	349	\$541,000
	Lakeland Medical Dental Academy	336	\$501,000
	McConnell School	Fewer than 10	\$10,000
	Minneapolis Business College	256	\$803,000
	Minneapolis School of Massage and Body Work	20	\$16,000
	Minnesota Cosmetology Education Center	29	\$46,000
	Minnesota School of Barbering	29	\$53,000
	Model College of Hair Design	88	\$192,000
	Moler Barber School	Fewer than 10	\$1,000
	Musictech College	119	\$316,000
	NEI College of Technology	318	\$664,000
	Northern Cosmetology Institute	27	\$48,000
	Northwest Technical Institute	56	\$157,000
	Oliver Thein Beauty School	55	\$125,000
	Rasmussen College Eagan	257	\$462,000
	Rasmussen College Mankato	271	\$501,000
	Rasmussen College Minnetonka	184	\$368,000
	Rasmussen College Saint Cloud	329	\$578,000
	Regency Beauty Academy	127	\$253,000
	Rita's Moorhead Beauty School	Fewer than 10	\$8,000

Minnesota State Grant Recipients by Institution, Fiscal Year 2002

<u>System Attended</u>	<u>Institution</u>	<u>Number of MN State Grant Recipients</u>	<u>Total MN State Grants Received*</u>
	RMD Computer Institute	Fewer than 10	\$1,000
	Rochester School of Cosmetology	27	\$45,000
	Rose Beauty School	12	\$9,000
	Saint Cloud Regency Beauty Academy	144	\$350,000
	Saint Cloud Hospital Radiology	Fewer than 10	\$6,000
	Scot Lewis School Bloomington	100	\$187,000
	Scot Lewis Crystal	92	\$180,000
	Scot Lewis Manicure	57	\$86,000
	Summit Academy OIC	83	\$102,000
	Total-Private Two-Year Institutions*	6,203	\$12,098,000
MnSCU Universities	Bemidji State	1,668	\$2,617,000
	Metropolitan State University	948	\$781,000
	Minnesota State University Mankato	3,218	\$4,918,000
	Minnesota State University Moorhead	1,533	\$2,058,000
	Saint Cloud State University	3,658	\$4,967,000
	Southwest State University	969	\$1,469,000
	Winona State University	1,424	\$2,524,000
	Total-MnSCU Universities*	13,418	\$19,334,000
University of Minnesota	University of Minnesota Crookston	442	\$929,000
	University of Minnesota Duluth	2,344	\$5,066,000
	University of Minnesota Morris	660	\$1,646,000
	University of Minnesota Twin Cities	5,996	\$12,595,000
	Total-University of Minnesota*	9,442	\$20,236,000
Private Four-Year Institutions	Academy College	131	\$236,000
	Art Institutes International Minnesota	522	\$1,634,000
	Augsburg College	608	\$2,188,000
	Augsburg Weekend College	202	\$341,000
	Bethany Lutheran College	189	\$677,000
	Bethel College	834	\$2,757,000
	Brown College	1,450	\$4,047,000
	Cardinal Stritch College	92	\$161,000
	Carleton College	116	\$402,000

Minnesota State Grant Recipients by Institution, Fiscal Year 2002

<u>System Attended</u>	<u>Institution</u>	<u>Number of MN State Grant Recipients</u>	<u>Total MN State Grants Received*</u>
	College of Saint Benedict	704	\$2,601,000
	College of Saint Catherine Minneapolis	424	\$956,000
	College of Saint Catherine Saint Paul	753	\$2,240,000
	College of Saint Catherine Weekend College	466	\$681,000
	College of Saint Scholastica	903	\$3,094,000
	College of Visual Arts	125	\$382,000
	Concordia College Moorhead	864	\$3,069,000
	Concordia University Saint Paul	547	\$1,566,000
	Crown College	356	\$1,061,000
	Globe College	624	\$1,131,000
	Gustavus Adolphus College	761	\$2,650,000
	Hamline University	738	\$2,655,000
	Macalester College	184	\$628,000
	Martin Luther College	97	\$233,000
	Minneapolis College of Art and Design	191	\$628,000
	Minnesota Bible College	40	\$95,000
	Minnesota School of Business	1,292	\$2,476,000
	NAES College, Native American Ed. Service	14	\$15,000
	National American University	425	\$939,000
	North Central University	256	\$894,000
	Northwestern College	774	\$2,562,000
	Northwestern Health Sciences University	26	\$81,000
	Oak Hills Christian College	104	\$351,000
	Pillsbury Baptist Bible College	88	\$254,000
	Saint John's University	533	\$1,845,000
	Saint Mary's University of MN	328	\$1,129,000
	Saint Olaf College	511	\$1,810,000
	University of Saint Thomas	1,410	\$4,711,000
	Total-Private Four-Year Institutions*	17,682	\$53,180,000
Total*		71,274	\$125,646,000

*Amounts are rounded to the nearest \$1,000.