

03 - 0481

**STUDY OF CERTAIN PROSTITUTION CASES OCCURING  
WITHIN  
THE CITY OF MINNEAPOLIS IN 2002**

**As required by 2003 Minn. Laws First Special Session,  
chapter 2, article 10, section 3**

## **Background**

In 2002, the State of Minnesota enacted 2003 Minn. Laws First Special Session, chapter 2, article 10, section 3, of Laws of Minnesota, 2003 1<sup>st</sup> Special Session, that required the Minneapolis City Attorney's Office to collect information on the investigation and prosecution of prostitution crimes committed within the City of Minneapolis and to provide that information to the chairs and ranking minority leaders of the house and senate committees and divisions with jurisdiction over criminal justice policy and funding. The information required to be collected included data on the neighborhood where the offense was committed and information on the neighborhood and city where the offender resides; the number of calls and complaints made to law enforcement regarding prostitution crimes; the number of arrests made for prostitution crimes and a breakdown of the age, race, and gender of each person arrested; the number of citations, tab charges, and complaints issued for prostitution crimes; the types of charges filed in each case, including whether the person was acting as a prostitute, patron, or promoter; and the disposition of each case filed, including the amount of any fine, jail sentence, whether there was a stay of imposition of sentence, or diversion, and the conditions of any stay, diversion, or probation.

## **Methodology**

The information on prostitution cases that was required to be collected was contained in two primary databases. The first primary database was the Minneapolis Police Department's Computer Assisted Police Records System (CAPRS). This database

contains all of the Minneapolis Police Department's police reports for prostitution crimes that occurred in 2002. The second primary database was the Hennepin County District Court Subject in Process system (SIP). This database contains all of the charging information and disposition information for those prostitution cases that occurred during 2002.

To collect the required information, all of the police reports involving a prostitution offense were extracted from the CAPRS system. All Minneapolis Police reports are categorized with an offense code and an arrest date. The police reports provided the following information: where the offense occurred and the city where the perpetrator resides; the age race and gender of the individual arrested; and whether the individual arrested was acting as a patron or a prostitute.

The information that was provided by the police reports was then matched with the corresponding information contained in Hennepin County District Court's SIP system. SIP provided the following information: the type of charges filed, if any; and the disposition of the cases in which prosecutions were initiated.

### **Analysis**

There were 577 prostitution offenses reported involving the Minneapolis Police Department in 2002. Of the 577 prostitution offenses reported in 2002, 512 were charged with either misdemeanor prostitution or gross misdemeanor prostitution, 24 were charged with another misdemeanor, and 41 were not charged. Of those 512 prostitution offenses, 434 of the offenses involve the perpetrator acting as a prostitute, and 78 involved the perpetrator acting as a patron. There were 342 individual perpetrators acting as a

prostitute. Each of those 342 individuals were charged an average of 1.3 times in 2002. There were 78 individual perpetrators acting as a patron. Of those 78 individuals, none were charged in 2002.

### **Arrest statistics**

The primary age group for persons arrested or detained for prostitution was between 30 and 39. 40.6 percent were between those ages. The City of Minneapolis was identified as the primary city of residence for 68.3 percent of those arrested or detained. In addition, 5 percent identified themselves as either having no permanent address or no address was reported. The races of those arrested or detained were split between those of Caucasian descent (38.1 percent) and those of African-American descent (41.9 percent).

### **Disposition statistics for those perpetrators acting as a prostitute**

Of the 434 offenses charged involving a perpetrator acting as a prostitute, 39.1 percent of the perpetrators were charged with gross misdemeanor prostitution and 71.9 percent with misdemeanor prostitution.

There were 122 perpetrators that were charged with gross misdemeanor prostitution. Of those 122 cases, 82 defendants (67.2 percent) were convicted of gross misdemeanor prostitution. 4 defendants (3.3 percent) were convicted of an amended charge of misdemeanor prostitution. Charges were dismissed against 22 defendants (18 percent). Of those 86 defendants who were convicted of either gross misdemeanor prostitution or misdemeanor prostitution, 67 defendants (77.9 percent) were sentenced to serve time in the workhouse. 19 defendants (22.1 percent) were sentenced to a

probationary sentence or disposition.

There were 312 perpetrators that were charged with misdemeanor prostitution. Of those 312 misdemeanor cases, 135 defendants (43.3 percent) were convicted of misdemeanor prostitution. Charges were dismissed in 91 cases (29.2 percent). 37 of the cases (11.9 percent) are still pending as of December 1, 2003. Of those 135 cases where the defendant was convicted of misdemeanor prostitution, 81 defendants (60 percent) were sentenced to serve time in the workhouse. The remaining 54 defendants (40 percent) were given a probationary sentence or disposition.

**Disposition statistics for those perpetrators acting as a patron**

Of those 78 offenses where the perpetrator was acting as a patron, 38.5 percent of the perpetrators were charged with gross misdemeanor prostitution and 61.5 percent with misdemeanor prostitution.

There were 30 defendants that were charged with gross misdemeanor prostitution. Of those, 12 defendants were convicted of gross misdemeanor prostitution. Of those 12 defendants convicted of prostitution, 2 defendants (16.7 percent) were sentenced to workhouse time and 10 defendants (83.3 percent) were sentenced to a probationary sentence.

There were 48 defendants that were charged with misdemeanor prostitution. Of those 48 defendants, 9 defendants (18.8 percent) were convicted of a misdemeanor prostitution offense. In 30 of those cases (62.5 percent), the defendant's case was continued for dismissal. In 7 of those cases (14.6 percent), the defendant's case was dismissed. 2 of the cases (4.1 percent) are still pending.

Of those 9 defendants convicted of prostitution, 2 defendants (22.2 percent) were sentenced to serve workhouse time. 7 defendants (77.8 percent) were sentenced to serve a probationary sentence. In the 39 cases that were continued for dismissal, or where imposition of sentence or adjudication was stayed, 29 defendants (84.4 percent) were required to attend a restorative justice program or the Project Pathfinder Program in order to be eligible for the continuance for dismissal or a stay of imposition or adjudication.

### **Conclusion**

Offender statistics for the 577 offenses reported indicate that the majority of those committing the crime of prostitution live in the City of Minneapolis. 68.3 percent of the offenses involved a perpetrator (either prostitute or patron) who identified Minneapolis as their city of residence.

Disposition statistics indicate that nearly all of the prostitution offenses occurring within the City of Minneapolis result in charges being filed. 88.7 percent of the prostitution offenses reported resulted in charges being filed against the perpetrator. Only 7.1 percent of the prostitution offenses reported, 41 cases, were not charged with any crime.

Disposition statistics indicates that the defendants are not being sentenced to pay the penalty assessment. No defendants who were acting as a patron, were ordered to pay the penalty assessment.

### **Neighborhoods where prostitution occurred**

According to information contained in the Minneapolis Police Department Computer Assisted Police Records System (CAPRS) and additional information contained in the Hennepin County District Court's Subject in Process system (SIP), there were 589 incidents reported in Minneapolis that were described as involving prostitution. The persons arrested or detained may not have been subsequently charged with prostitution under the state statutes. The neighborhood of occurrence is summarized below:

#### **Neighborhoods Where Prostitution Occurs:**

<b>Count</b>	<b>Neighborhood</b>
2	Audubon Park
1	Bryn-Mawr
1	Camden Ind. Area
1	Carag
4	Cedar-Isles-Dean
55	Cedar-Riverside
12	Central
5	Corcoran
12	Diamond Lake
10	Downtown East
61	Downtown West
2	East Harriet
1	East Isles
6	Elliot Park
3	Folwell
41	Hawthorne
1	Howe
1	Jordan
3	King Field
1	Logan Park
1	Longfellow
11	Loring Park
1	Lowry Hill
23	Lowry Hill East
68	Lyndale
2	Marcy-Holmes
29	Near North
1	Nicollet Island
36	North Loop
4	North River Ind. Area
98	Not Assigned
2	Phillips East
14	Phillips Midtown
5	Phillips West
4	Powderhorn Park

3	Prospect Park
2	Seward
6	Stevens Square
1	Tangletown
2	U of M
36	Ventura Village
1	Waite Park
3	Webber-Camden
14	Whittier
1	Windom
<b>591</b>	<b>Total</b>

Two incidents were assigned two neighborhood locations. Consequently, the total above is greater by two.

**City and neighborhood of the offender.**

The number of incidents includes 12 incidents involving juvenile suspects, leaving 577 incidents involving adult suspects.

**Where do persons arrested for prostitution live?**

<b>Suspect's City of Residence</b>	<b>Number</b>	<b>Percent</b>
Minneapolis	394	68.3
Metro Area	133	23.1
Out State Minnesota	14	2.4
Non-Minnesota Resident	7	1.2
No Permanent Address	29	5.0
<b>Total:</b>	<b>577</b>	

**Neighborhood of Residence for Adult Suspects who lived in Minneapolis:**

<b>Count</b>	<b>Neighborhood</b>
3	Audubon Park
6	Bancroft
2	Bottineau
7	Bryant
1	Carag
2	Cedar-Riverside
39	Central
1	Cleveland
1	Como
7	Corcoran
2	Diamond Lake
9	Downtown West
2	East Harriet



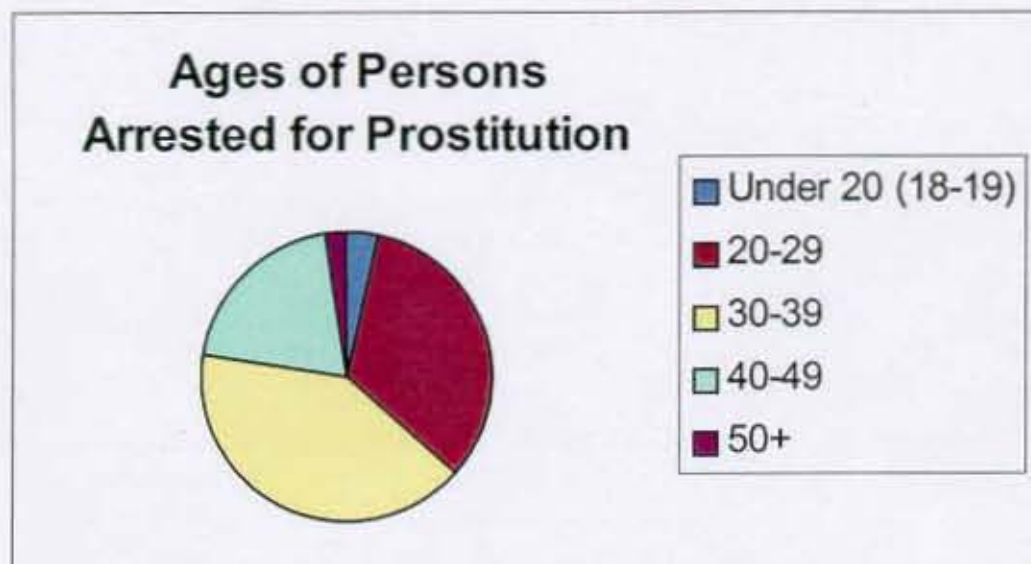
3	East Isles
9	Elliot Park
3	Ericsson
9	Folwell
10	Hawthorne
1	Hiawatha
1	Holland
8	Howe
23	Jordan
7	King Field
3	Lind-Bohanon
3	Logan Park
11	Longfellow
1	Lynnhurst
4	Loring Park
1	Lowry Hill
5	Lowry Hill East
11	Lyndale
4	Marcy-Holmes
4	McKinley
1	Minnehaha
4	Morris Park
8	Near North
1	Nicollet Island
1	Northeast Park
2	North Loop
1	Northrup
52	Phillips
28	Powderhorn Park
1	Prospect Park
2	Regina
1	St. Anthony East
1	St. Anthony West
5	Seward
3	Sheridan
6	Standish
7	Stevens Square
17	Ventura Village
4	Wenonah
5	Waite Park
3	Webber-Camden
22	Whittier
7	Willard-Hay
3	Windom
3	Windom Park

**The number of calls and complaints regarding prostitution.**

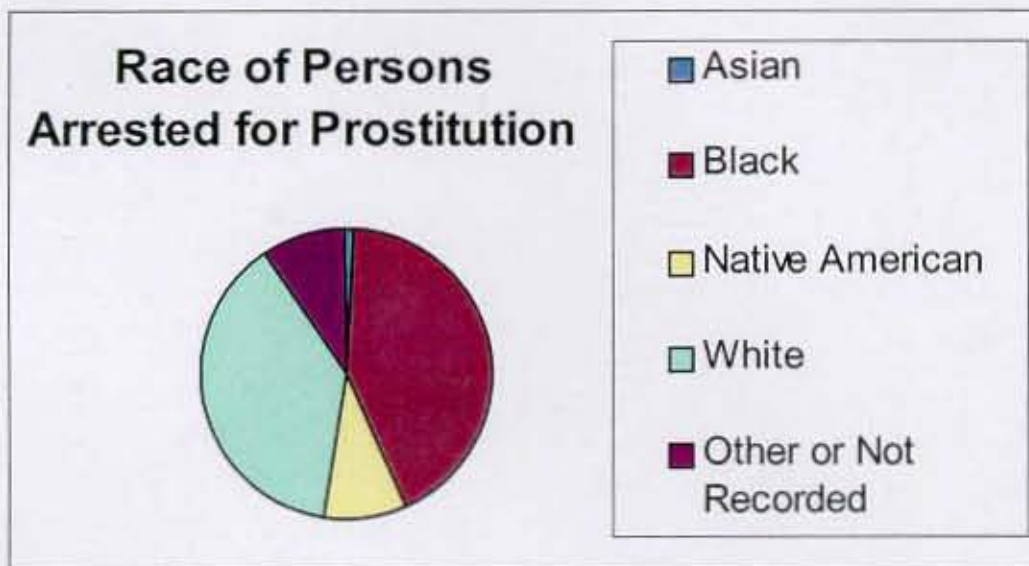
There were 600 prostitution-related calls to the Minneapolis Emergency Communications Center in 2002.

**The age, race and gender of persons arrested for prostitution.**

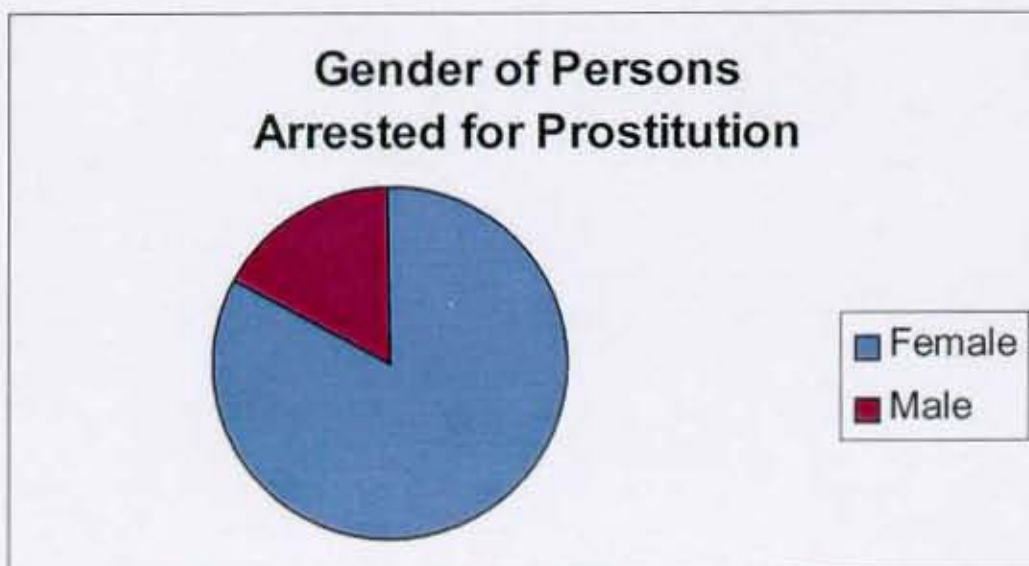
Age	Number	Percent
Under 20 (18 to 19)	21	3.6
20 to 29	191	33.1
30 to 39	234	40.6
40 to 49	118	20.5
Over 50	13	2.2
<b>Total:</b>	<b>577</b>	



Race	Number	Percent
Asian	7	1.2
Black	242	41.9
Native American	53	9.2
White	220	38.1
Other or Not Recorded	55	9.5
<b>Total:</b>	<b>577</b>	

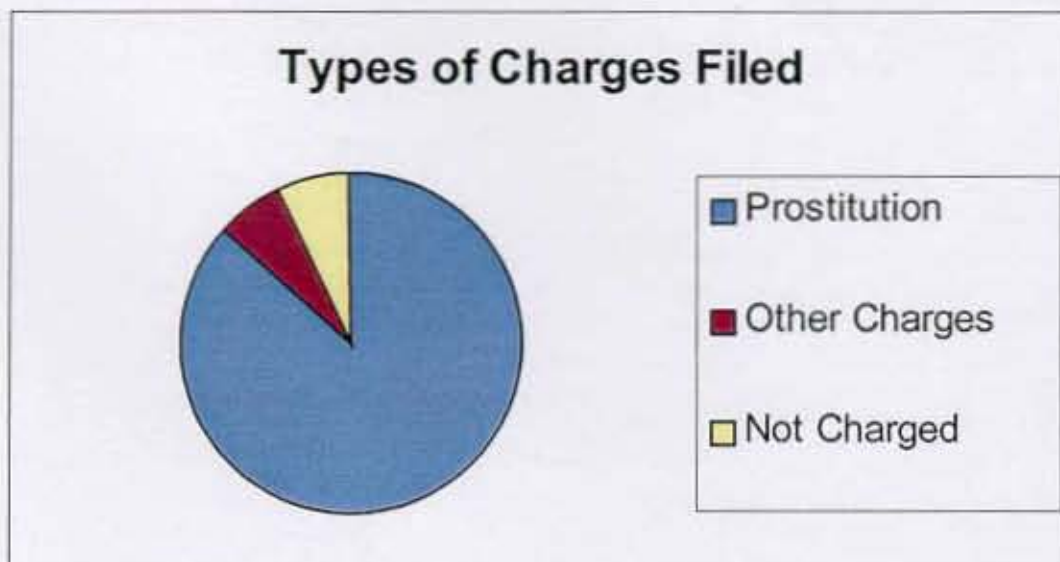


Gender	Number	Percent
Female	477	82.7
Male	100	17.3
<b>Total:</b>	<b>577</b>	

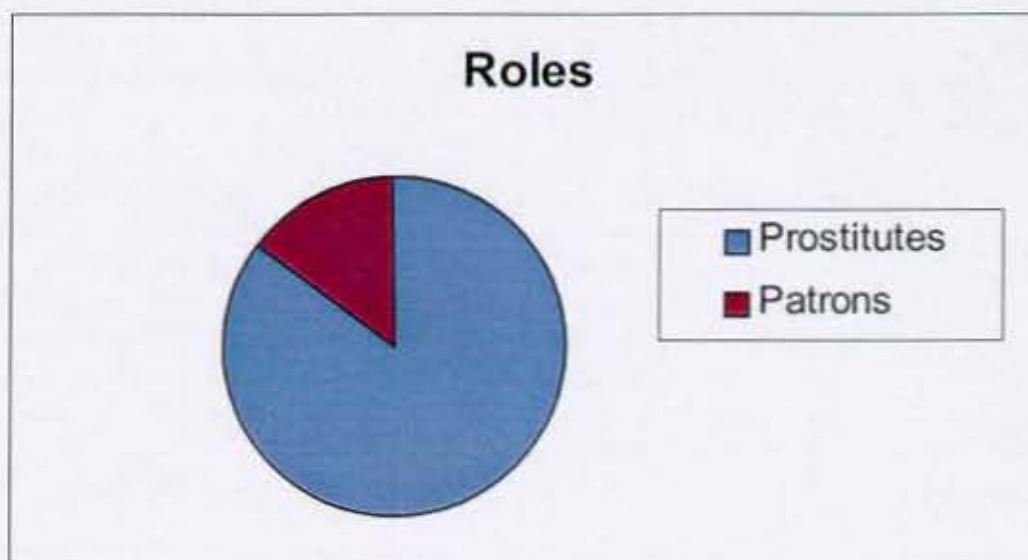


**The types of charges filed and whether the person charged was acting as a patron or prostitute.**

<b>Charges Filed</b>	<b>Number</b>	<b>Percent</b>
Prostitution	512	88.7
Other Charges	24	6.9
Not Charged	41	7.1
<b>Total:</b>	<b>577</b>	



<b>Role</b>	<b>Number</b>	<b>Percent</b>
Prostitute	434	85
Patron	78	15
<b>Total:</b>	<b>512</b>	





**Disposition of the cases prosecuted-Prostitutes.**

**Disposition Statistics**

Gross Misdemeanor Prostitution

Misdemeanor Prostitution

**Total:**

**Number**

**Percent**

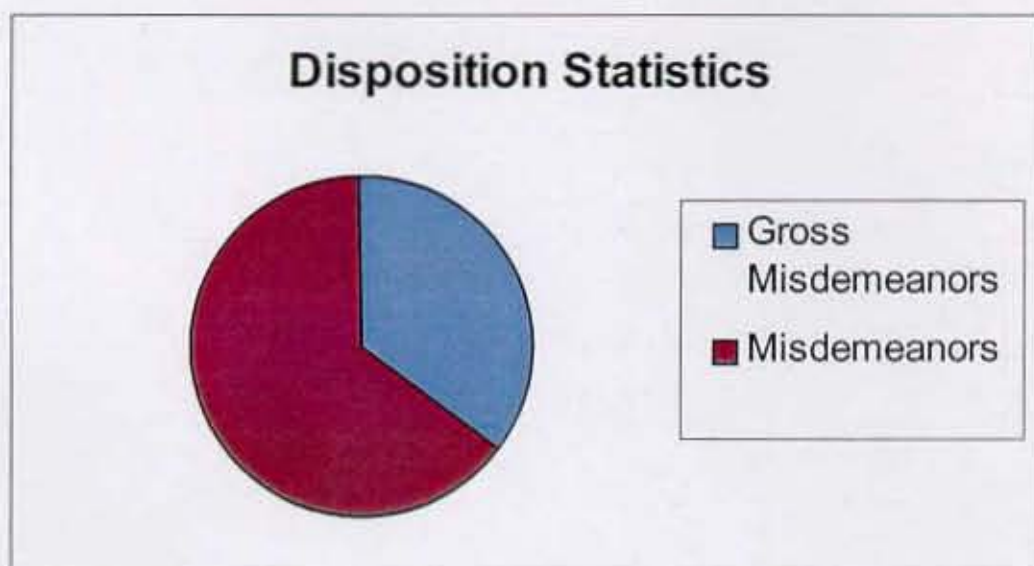
122

39.1

312

71.9

434



**Disposition of Gross Misdemeanor Prostitution Cases**

Plead Guilty

Plead Guilty to Misdemeanor Prostitution

Continued for Dismissal

Dismissed

Pending

**Total:**

**Number**

**Percent**

82

67.2

4

3.3

1

0.8

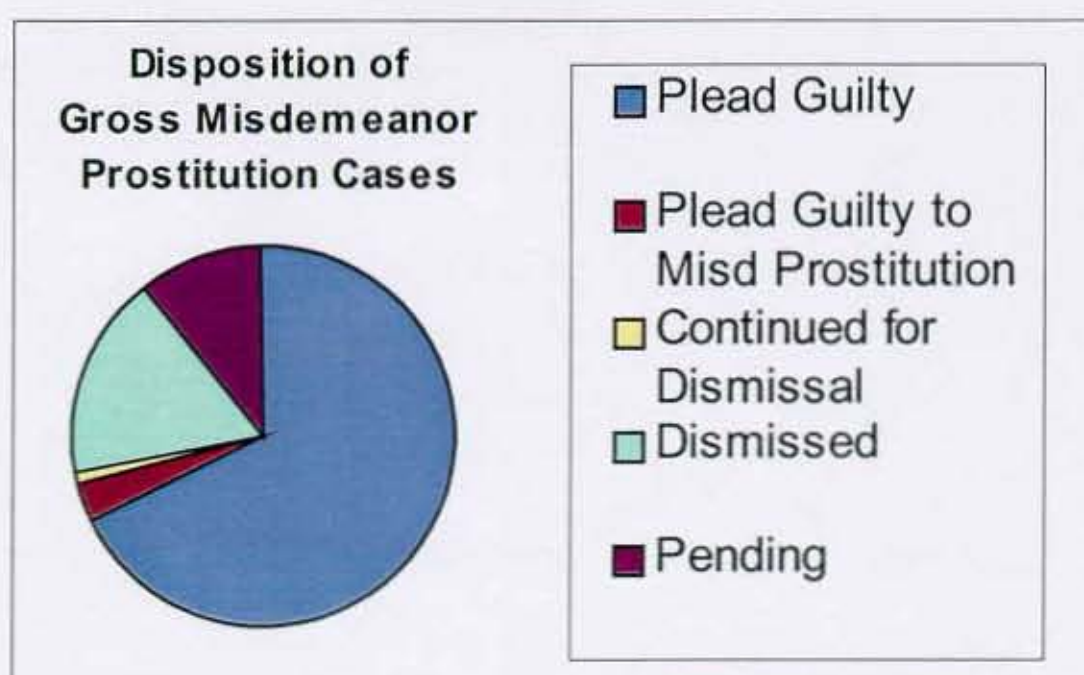
22

18.0

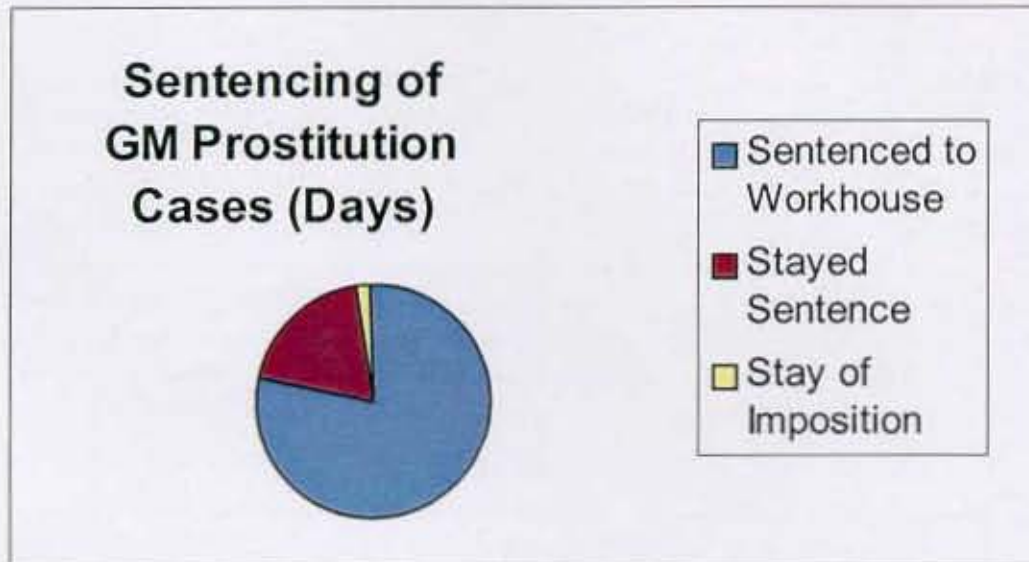
13

10.7

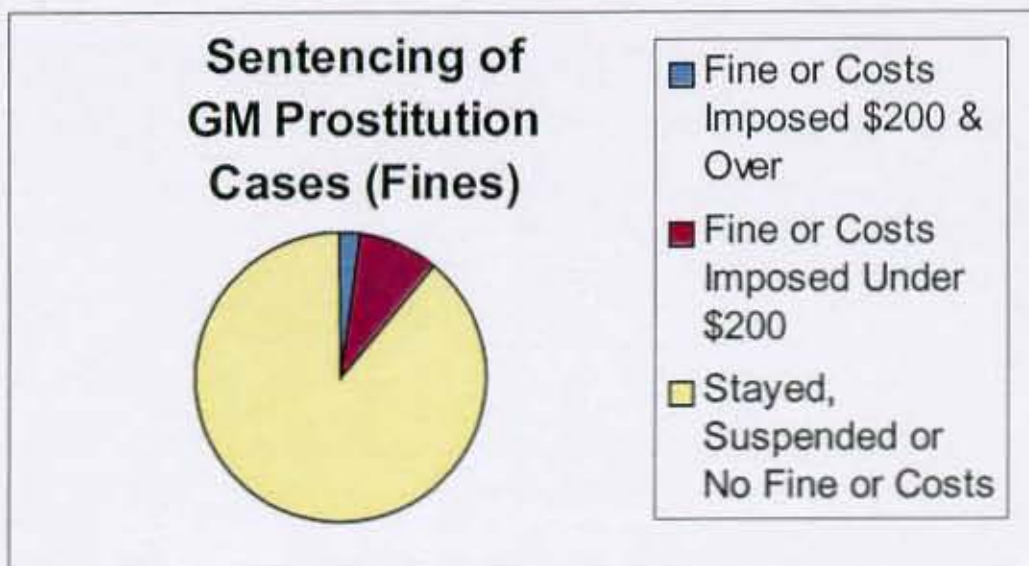
122



<b>Sentencing of Gross Misdemeanor Prostitution Cases (Days)</b>	<b>Number</b>	<b>Percent</b>
Sentenced to Workhouse	67	77.9
Stayed Sentence	17	19.8
Stay of Imposition (609.135)	2	2.3
<b>Total:</b>	<b>86</b>	

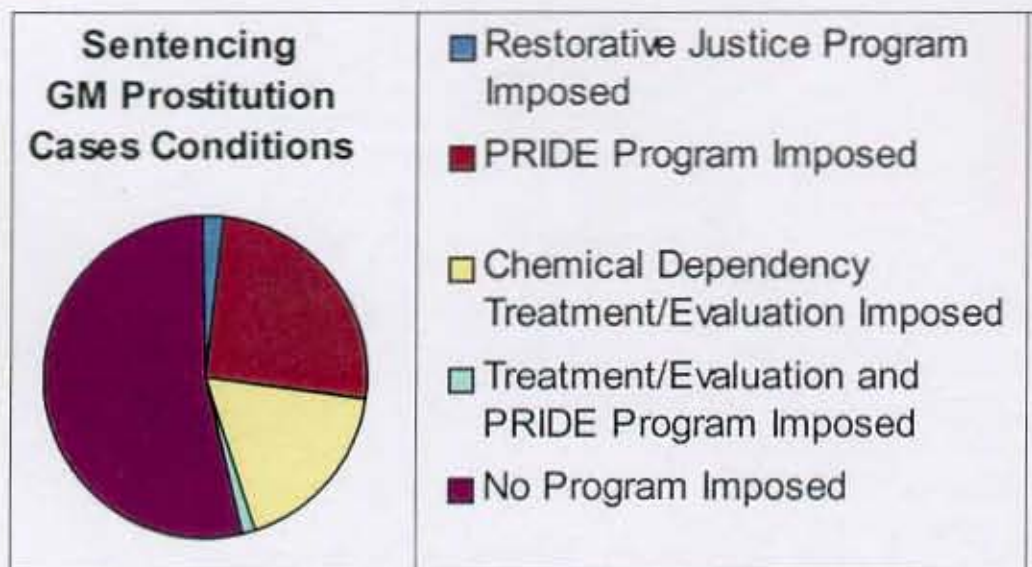


<b>Sentencing of Gross Misdemeanor Prostitution Cases (Fines)</b>	<b>Number</b>	<b>Percent</b>
Fine or Costs Imposed \$200 & Over	2	2.3
Fine or Costs Imposed Under \$200	8	9.2
Stayed, Suspended or No Fine or Costs	77	88.5
<b>Total:</b>	<b>87</b>	

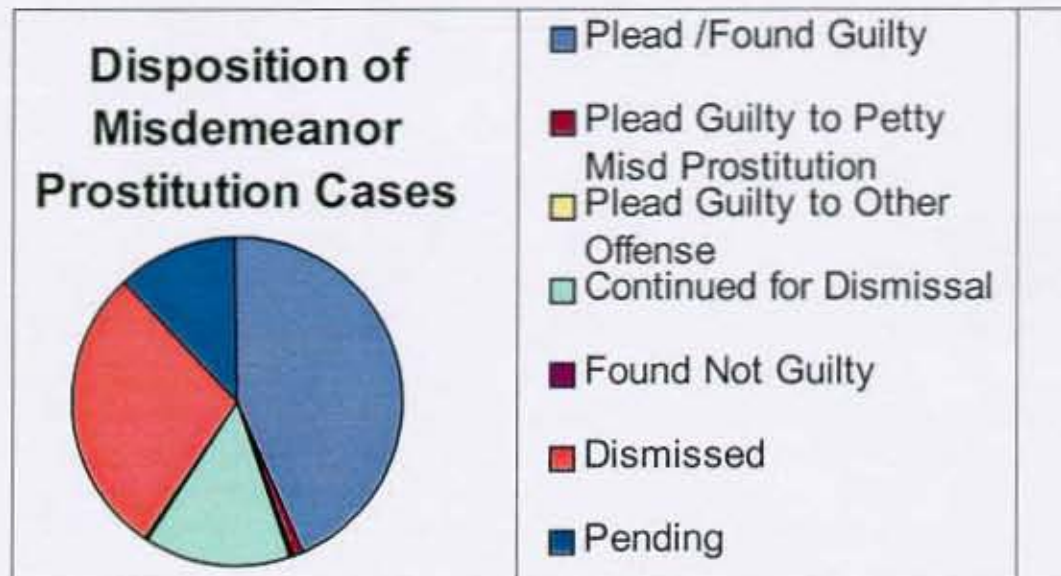




<b>Sentencing of Gross Misdemeanor Prostitution Cases (Conditions)</b>	<b>Number</b>	<b>Percent</b>
Restorative Justice Program Imposed	2	2.3
PRIDE Program Imposed	22	25.3
Chemical Dependency Treatment/Evaluation Imposed	15	17.2
Treatment/Evaluation and PRIDE Program Imposed	1	1.2
No Program Imposed	47	54.0
<b>Total:</b>	<b>87</b>	

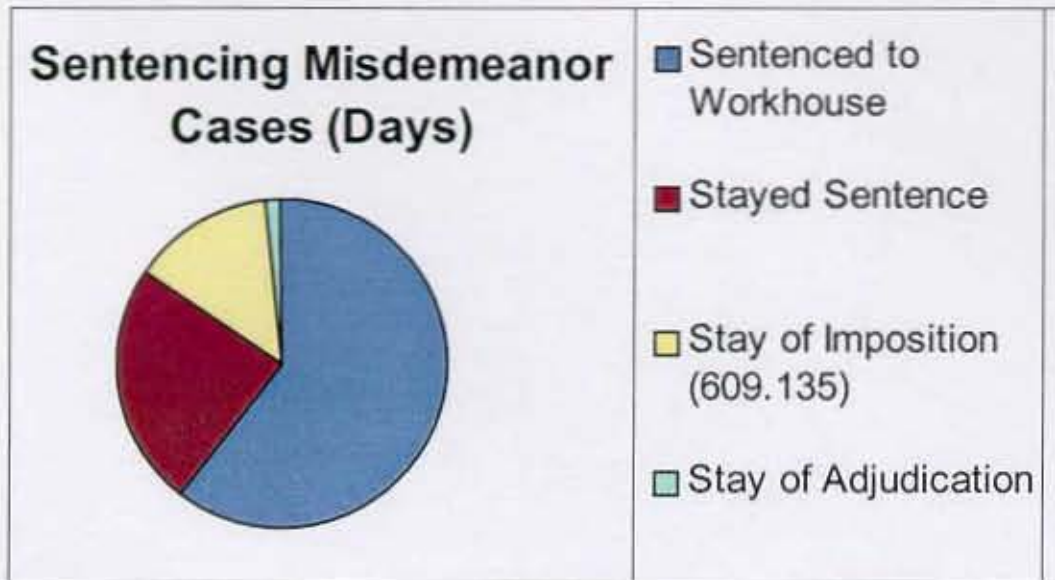


<b>Disposition of Misdemeanor Prostitution Cases</b>	<b>Number</b>	<b>Percent</b>
Plead /Found Guilty	135	43.3
Plead Guilty to Petty Misdemeanor Prostitution	3	1.0
Plead Guilty to Other Offense	2	0.6
Continued for Dismissal	43	13.8
Found Not Guilty	1	0.3
Dismissed	91	29.2
Pending	37	11.9
<b>Total:</b>	<b>312</b>	

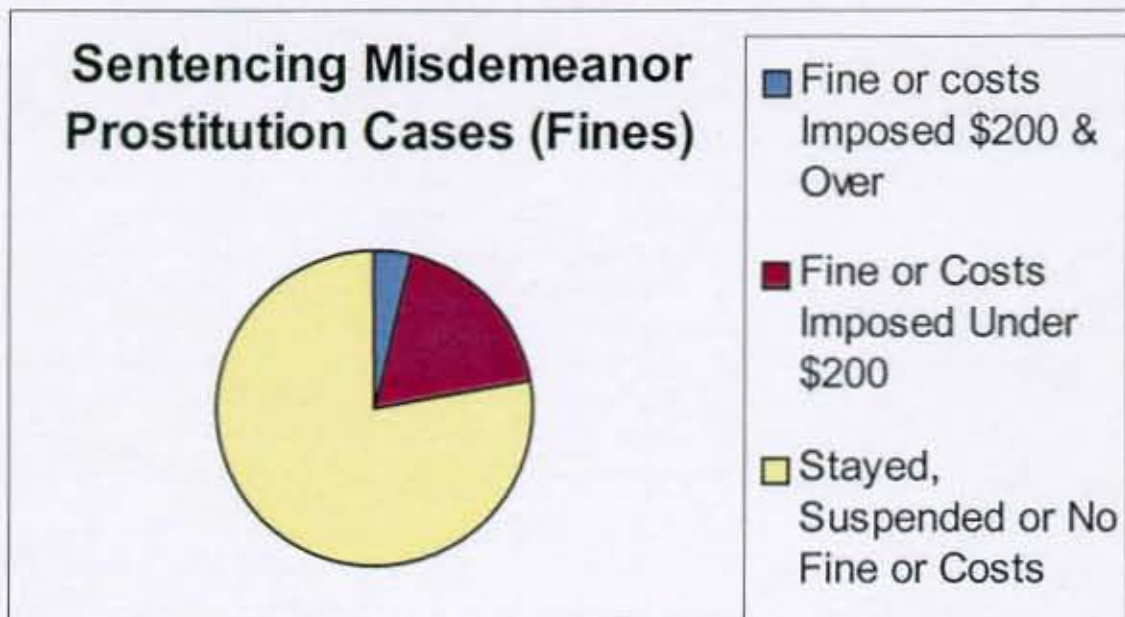


**Sentencing of Misdemeanor Prostitution Cases (Days)**

	Number	Percent
Sentenced to Workhouse	81	60.0
Stayed Sentence	33	24.4
Stay of Imposition (609.135)	19	14.1
Stay of Adjudication	2	1.5
<b>Total:</b>	<b>135</b>	

**Sentencing of Misdemeanor Prostitution Cases (Fines)**

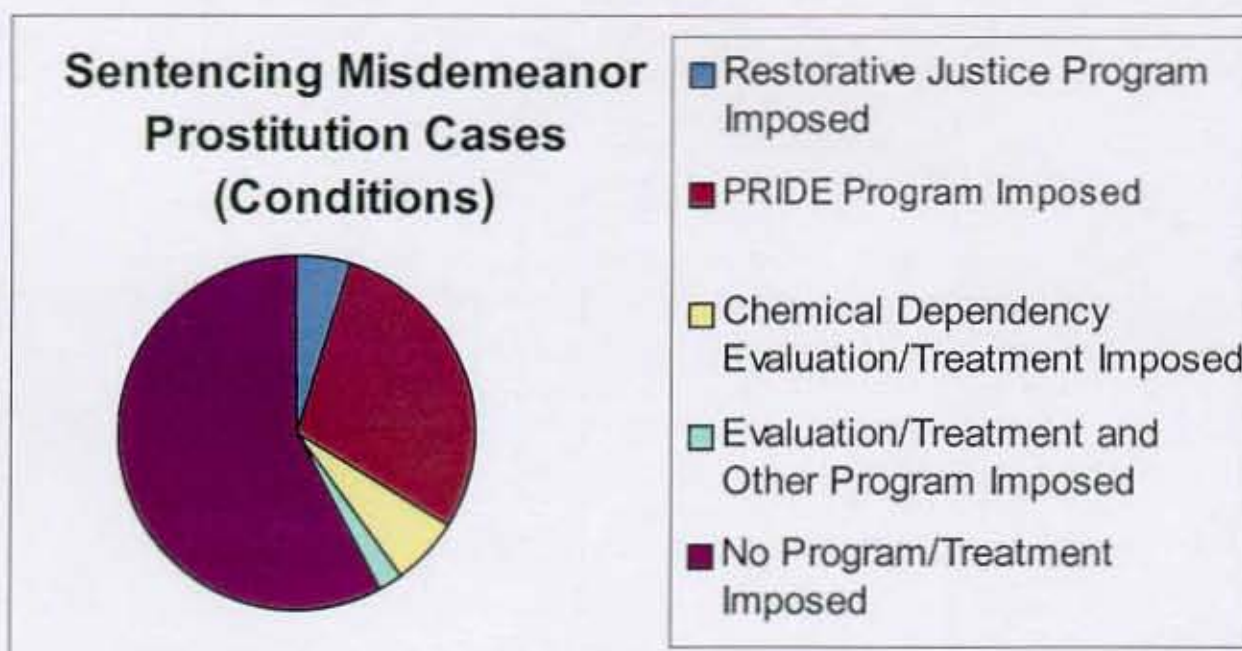
	Number	Percent
Fine or costs Imposed \$200 & Over	7	3.9
Fine or Costs Imposed Under \$200	33	18.5
Stayed, Suspended or No Fine or Costs	138	77.5
<b>Total:</b>	<b>178</b>	





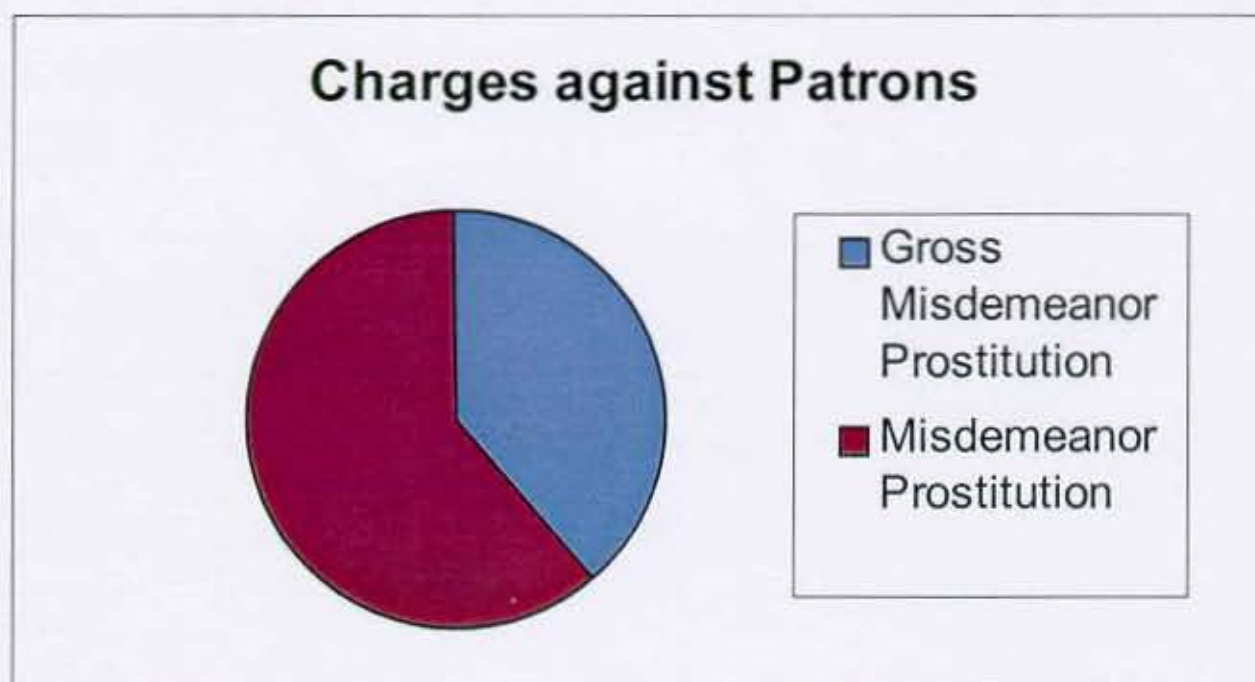
### Sentencing of Misdemeanor Prostitution Cases (Conditions)

	Number	Percent
Restorative Justice Program Imposed	9	5.1
PRIDE Program Imposed	51	28.7
Chemical Dependency Evaluation/Treatment Imposed	11	6.2
Evaluation/Treatment and Other Program Imposed	4	2.2
No Program/Treatment Imposed	103	57.9
<b>Total:</b>	<b>178</b>	



### Disposition of Cases Prosecuted-Patrons.

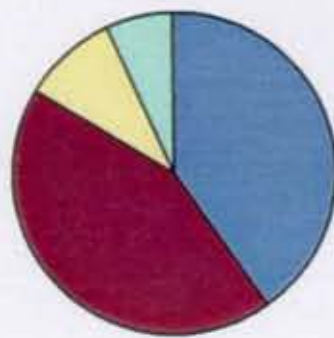
Charges	Number	Percent
Gross Misdemeanor Prostitution	30	38.5
Misdemeanor Prostitution	48	61.5
<b>Total:</b>	<b>78</b>	



### Disposition of Gross Misdemeanor Prostitution Cases

	Number	Percent
Plead Guilty	12	40.0
Continued for Dismissal	13	43.3
Dismissed	3	10.0
Pending	2	6.7
<b>Total:</b>	<b>30</b>	

### Disposition - Patron Gross Misdemeanor Cases

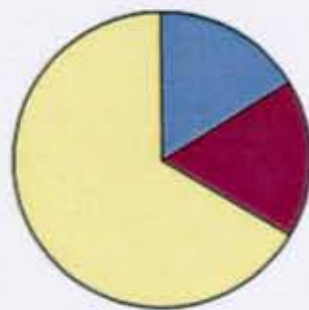


■ Plead Guilty  
■ Continued for Dismissal  
■ Dismissed  
■ Pending

### Sentencing of Gross Misdemeanor Prostitution Cases (Days)

	Number	Percent
Sentenced to Workhouse	2	16.7
Stay of Imposition (609.135)	2	16.7
Stay of Adjudication	8	66.6
<b>Total:</b>	<b>12</b>	

### Sentencing Patron GM Prostitution Cases (Days)

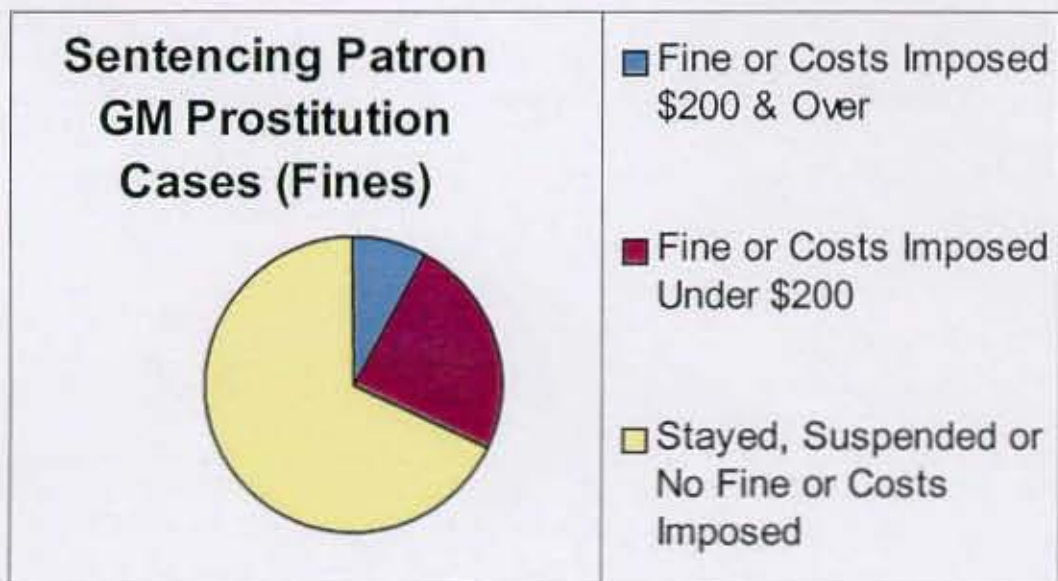


■ Sentenced to Workhouse  
■ Stay of Imposition (609.135)  
■ Stay of Adjudication



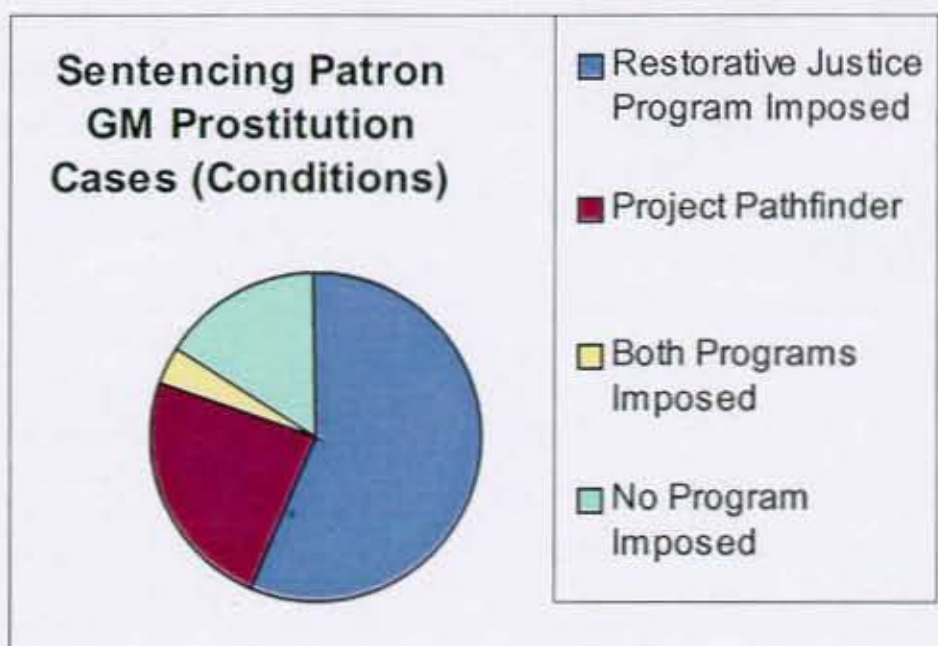
### Sentencing of Gross Misdemeanor Prostitution Cases (Fines)

	Number	Percent
Fine or Costs Imposed \$200 & Over	2	8.0
Fine or Costs Imposed Under \$200	6	24.0
Stayed, Suspended or No Fine or Costs Imposed	17	68.0
<b>Total:</b>	<b>25</b>	



### Sentencing of Gross Misdemeanor Prostitution Cases (Conditions)

	Number	Percent
Restorative Justice Program Imposed	14	56.0
Project Pathfinder f/k/a "Men Who Use Prostitutes" Program Imposed	6	24.0
Both Programs Imposed	1	4.0
No Program Imposed	4	16.0
<b>Total:</b>	<b>25</b>	



### Disposition of Misdemeanor Prostitution Cases

	Number	Percent
Plead Guilty	9	18.8
Continued for Dismissal	30	62.5
Dismissed	7	14.6
Pending	2	4.1
<b>Total:</b>	<b>48</b>	

### Disposition Patron Misdemeanor Prostitution Cases

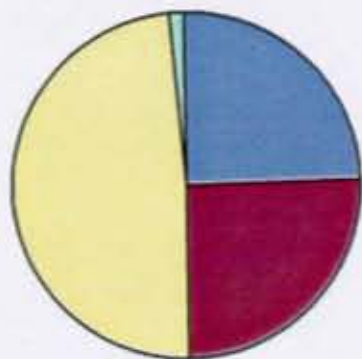


- Plead Guilty
- Continued for Dismissal
- Dismissed
- Pending

### Sentencing of Misdemeanor Prostitution Cases (Days)

	Number	Percent
Sentenced to Workhouse	2	22.2
Stayed Sentence	2	22.2
Stay of Imposition (609.135)	4	44.4
Stay of Adjudication	1	1.2
<b>Total:</b>	<b>9</b>	

### Sentencing Patron Misdemeanor Prostitution Cases (Days)

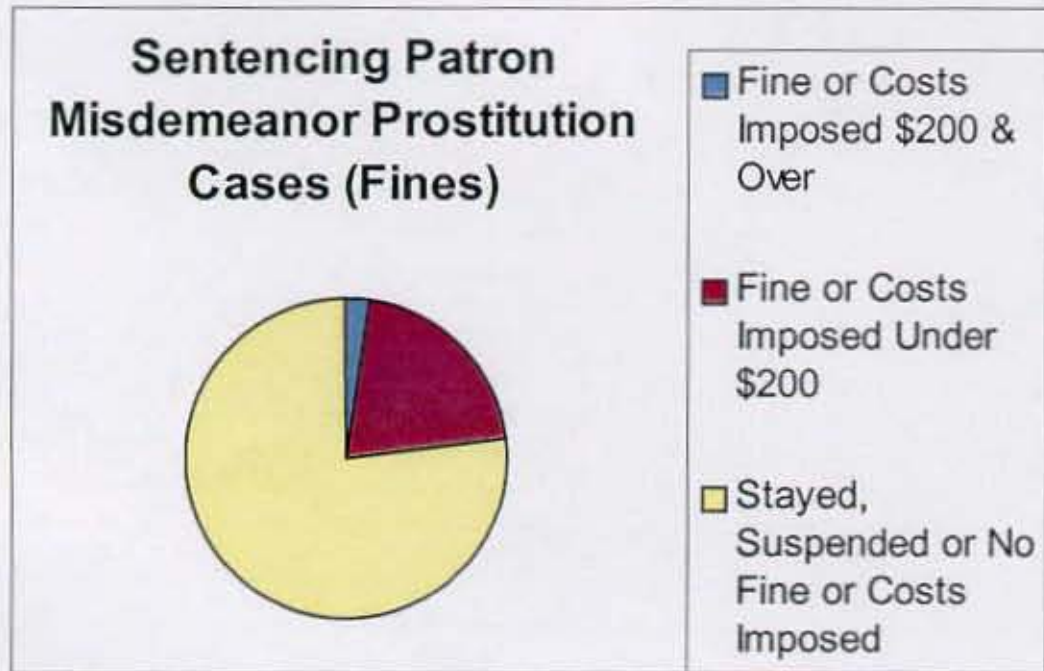


- Sentenced to Workhouse
- Stayed Sentence
- Stay of Imposition (609.135)
- Stay of Adjudication



**Sentencing of Misdemeanor Prostitution Cases (Fines)**

	Number	Percent
Fine or Costs Imposed \$200 & Over	1	2.6
Fine or Costs Imposed Under \$200	8	20.5
Stayed, Suspended or No Fine or Costs Imposed	30	76.9
<b>Total:</b>	<b>39</b>	

**Sentencing of Misdemeanor Prostitution Cases (Conditions)**

	Number	Percent
Restorative Justice Program Imposed	20	51.3
Project Pathfinder f/k/a "Men Who Use Prostitutes" Program Imposed	9	23.1
No Program Imposed	10	25.6
<b>Total:</b>	<b>39</b>	

