



LAND OF QUALITY FOODS

OFFICE OF THE COMMISSIONER

STATE OF MINNESOTA

DEPARTMENT OF AGRICULTURE

90 W. PLATO BOULEVARD
SAINT PAUL, MN. 55107

Telephone: (612) 297-2200

ORDER TO ESTABLISH FEES


EFFECTIVE: July 1, 1982

Pursuant to the authority vested in me, under Laws of Minnesota, 1982, Chapter 508, Section 3, Subdivision 3, I hereby find the need for establishing fees and hereby order that the following fees be set for general storage warehouses. The fees shall be effective on July 1, 1982. These fees are payable to the Commissioner of Agriculture pursuant to law.

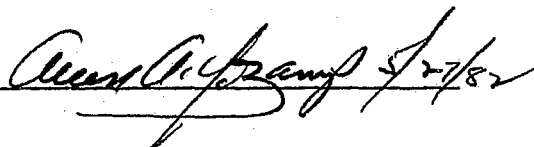
<u>General Warehouse Square Foot Capacity</u>	<u>License Fee</u>
5,000 square feet or less	\$140.00
5,000 square feet to 10,000 square feet	\$275.00
10,000 square feet to 20,000 square feet	\$390.00
20,000 square feet to 100,000 square feet	\$505.00
100,000 square feet to 200,000 square feet	\$620.00
200,000 square feet and over	\$700.00

License fee includes one examination. Succeeding examinations are based on a charge of \$20.00 per hour per examiner.

DATED: May 7, 1982

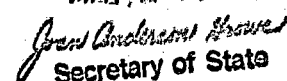

Mark W. Seetin
Commissioner of Agriculture

APPROVED: Commissioner of Finance

By  5/27/82

#339960.12
STATE OF MINNESOTA
DEPARTMENT OF STATE

FILED
MAY 28, 1982


Janet Anderson
Secretary of State

11:05 A.M.



ENJOY THE HIGH QUALITY AND INFINITE VARIETY OF MINNESOTA FOODS

AN EQUAL OPPORTUNITY EMPLOYER



MINNESOTA DEPARTMENT OF AGRICULTURE
GRAIN INSPECTION DIVISION
F. Y. 1983 ESTIMATED REVENUE AND EXPENDITURES
GENERAL STORAGE WAREHOUSE EXAMINATIONS

The following information is a breakdown of Fiscal Year 1983 estimated revenue and expenditures to justify the proposed fees for this activity.

Estimated Expenditures:

<u>Object Code</u>	<u>Description</u>	<u>Amount</u>
01	Salary and Fringe (1)	\$34,800
10	Rents and Leases	1,600
12	Repair Services	150
14	Printing and Binding	1,000
16	Professional and Technical Services	6,000
18	Purchased Services	100
20	Communications	2,500
21	In-State Travel	6,680
30	Supplies	500
40	Equipment	1,000
90	Redistributed Services	2,890
Total Estimated Expenditures		<u>\$57,220</u>

(1) This figure was computed using the F. Y. 1983 estimated salary roster.

Estimated Revenue:

<u>No. of Warehouses</u>	<u>Square Foot Capacity</u>	<u>License Fee</u>	<u>Estimated Revenue</u>
47	5,000 or less	\$140	\$ 6,580
29	5,000 to 10,000	\$275	7,975
31	10,000 to 20,000	\$390	12,090
46	20,000 to 100,000	\$505	23,230
8	100,000 to 200,000	\$620	4,960
9	Over 200,000	\$700	6,300
Total Estimated Revenue			<u>\$61,135</u>