

63

Examined by  
Geo. R. Olson

REPORT OF EXAMINATION  
of the  
BOOKS AND AFFAIRS  
of the  
STATE TREASURER'S OFFICE

-----  
Examination made for the State Board of Audit  
as provided by Section 92, G.S. 1913

Period - April 30, 1923 to February 29, 1924

-----  
Date of Audit February 29, 1924  
-----

GARFIELD W. BROWN,  
Public Examiner,  
St. Paul, Minn.

3132

Receipts and Disbursements

Receipts

Balance April 30, 1923	\$ 6,951,257.99
Collections:	
May - 1923	2,990,743.92
June	3,513,236.21
July	4,798,189.58
August	3,145,899.43
September	3,593,543.21
October	4,290,134.97
November	9,691,749.96
December	4,654,573.43
January, 1924	7,825,136.64
February	7,265,618.49

Disbursements

May - 1923	\$ 3,172,826.44
June	2,772,698.26
July	5,709,030.13
August	3,890,579.00
September	4,079,700.40
October	6,670,699.61
November	7,660,608.80
December	9,523,814.82
January - 1924	7,640,952.72
February	5,957,450.43
Balance February 29, 1924	6,543,723.22
	<u>\$63,722,083.83</u> <u>\$63,722,083.83</u>

Cash balance as shown is made up as follows

Cash in Drawer-			
Currency	\$	703.00	
Silver		69.38	
Checks		5,853.04	
Checks not good for want of funds - listed		<u>221.82</u>	\$ 6,847.24
Paid bills to be reimbursed by state auditor			.80
State land commissions paid			<u>465.83</u>
Balance in active banks			7,313.87
Balance in inactive banks			3,464,449.45
Balance, close of business Feb. 29, 1924			<u>5,071,959.90</u>
			\$ 6,543,723.22

Checks not good for want of funds:

M. D. Murtaugh, Mpls. Feb. 9, 1924	\$	3.00	
" " " "		2.00	
Nicollet Ave. Cafeteria, Mpls. Feb. 20, 1924		18.00	
John W. Peterson, Montevideo, Oct. 8, 1923		1.12	
Paul M. Paulson, Big Bend Feb. 18, 1924		15.00	
W. J. Lein, Blackduck, July 14, 1922-			
Tel. tax of 1921-22 for the E.D. Elec. Telephone Co.	\$	134.85	
Protest fees		<u>2.85</u>	137.71
Westbrook Tank Line Co., Pipestone, Minn. Feb. 9, 1922	\$	45.68	
Protest fees		<u>2.31</u>	45.99
			<u>\$ 221.82</u>

Reconciliation of Bank Balances

Active Banks

American National Bank, St. Paul

Treasurer's balance Feb. 29, 1924		101,374.38
Bank's " " "	\$ 101,394.58	
Less error - January interest	20.00	
	\$ 101,374.58	

Capital National Bank, St. Paul

Treasurer's balance Feb. 29, 1924		173,622.92
Bank's balance " " "	\$ 174,469.58	
Checks afloat as per list	846.66	
	\$ 173,622.92	

Outstanding checks Feb. 29, 1924, Cap. Nat'l Bank:

Forest Service-				
#	\$	#	\$	
169	1.50	7570		1.87
183	14.25	7593		1.70
443	12.00	7947		7.02
642	15.00	8073		.68
664	3.00	8669		3.40
1396	2.00	8670		3.40
1797	4.00	8970		.85
1798	4.00	9079		1.70
1799	2.00	9495		.85
1800	6.00	9512		3.40
2001	2.00	10206		.85
2519	1.00	10425		3.40
2707	4.00	10738		.85
2759	.75	10739		.85
2821	2.75	10740		.85
3258	4.00	10741		.85
3364	2.00	10742		.85
4663	.85	10743		.85
4673	44.46	10744		.85
4713	2.55	10746		.85
4974	1.87	10747		.85
5260	.85	10748		.85
5273	1.02	10750		.85
5282	.85	10754		.85
5373	.85	10755		.85
5400	.43	10759		.85
5781	.60	10760		.85
6467	2.13	10761		.85
6471	1.70	10763		.85
7182	6.80	10764		.85

Forest Service-(Cont.)

#10951	4.59
11184	.85
11217	2.04
11429	.34
11435	.85
11436	.85
11577	6.31
11596	.51
11797	8.29
11842	.85
11885	.85
11225	1.02
12481	7.14
13009	.51
13253	.60
13511	1.36
14066	3.57
14073	15.13
15297	2.00
15714	3.00
15722	1.00
15818	1.25
17603	2.00
18699	1.50
19306	2.50
19340	1.25
19872	2.40
21265	.50
21270	.75
21552	3.00
21631	8.75
23910	2.00
24605	9.00
24661	3.75

Highway Commission-  
# 7089 3.70

Bureau of Immigration-

# 1898	3.70
2043	.80
2259	6.60
3067	.80
4125	.32
4353	2.50

Fire Marshal-

#1342	1.00
1360	5.00
2733	2.00
2805	2.00
3039	3.00
4006	1.50
5397	3.70
5554	1.00
5769	2.00

Drainage Comm.-  
#1701 3.50

Adjutant General-

# 109	1.00
7464	4.00
3733	25.00
9774	.30
11545	36.00
15147	24.00
15588	8.00
16954	.38
16992	8.37
18038	30.00
18855	2.57
19462	4.82
20136	7.00
21245	64.50
21301	46.00

Board of Education-  
# 979 20.00

Dairy & Food-  
#6558 1.50

Public Examiner-  
#3702 5.00

Weights & Measures-

# 615	.90
625	2.40

(old series) 622.70

School for Blind-  
 #15512 \$ 9.10  
 16173 2.40

School for Deaf-  
 #19144 208.33

School for Feeble minded-  
 #58068 .55  
 58088 .55  
 59160 .97  
 59878 2.06

Total outstanding - - - \$ 223.96  
 \$ 846.66

First National Bank, St. Paul

Treasurer's balance Feb. 29, 1924 \$ 1,342,872.18 \$1,342,755.78  
 Bank's " " " " \$ 1,342,872.18  
 Less interest not charged by  
 treas. for February \$ 78.93  
 Checks afloat as per list \$ 37.47 116.40  
 \$ 1,342,755.78

Outstanding checks Feb. 29, 1924:

Rochester Hospital-  
 #23040 \$ 4.52  
 27765 1.16  
 27775 1.16  
 28060 .90  
 28082 .90  
 38070 1.80  
 49489 2.67  
 49675 2.00  
 49799 1.29

St. Peter Hospital-  
 #24173 3.84  
 28073 .30

Fergus Falls Hospital-  
 #36516 .29  
 47964 10.64

\$ 37.47

Merchants National Bank, St. Paul

Treasurer's balance Feb. 29, 1924		\$ 526,893.43
Bank's balance " " "	\$1,339,771.70	
Add- Departmental checks lost in transit	53.50	
	<u>\$1,339,825.20</u>	
Less- deposit made at close of business 2/29/24	\$ 810,018.57	
Checks afloat as per list	2,913.40	812,951.77
		<u>\$ 526,893.43</u>

Outstanding checks Feb. 29, 1924:

University-	School for Feeble minded-
#13253 \$ .48	#25699 \$ 11.85
17103 3.45	28159 1.81
	28577 1.00
Anoka-	28862 3.00
# 373 15.29	29294 7.61
	32774 5.67
Rochester Hospital-	35522 2.19
#3296 1.96	36341 4.12
3619 .30	36321 1.10
3944 1.00	37492 3.33
4308 .44	40742 2.80
8914 .29	42929 2.27
	42920 3.84
St. Peter Hospital-	43700 1.52
#17599 5.55	46525 7.59
17926 23.00	47440 499.63
17927 23.00	
Soldiers' Relief-	Duluth Teachers' College-
# 7194 42.00	# 4259 8.40
13780 12.00	
16714 12.00	Moorhead Teachers' College-
24846 18.00	# 2069 3.00
	3875 30
Grain Inspection-	5107 3.00
#22965 3.80	
School for Blind-	St. Cloud Teachers' College-
# 9994 31.48	# 5278 2.00
11797 10.90	
School for Deaf-	Winona Teachers' College-
# 143 161.66	# 2545 2.50
10704 .75	3129 .81
14719 1.30	4975 2.00
	11970 6.53
	State Prison-
	#15457 4.85

State Reformatory-  
 #14626 10.00  
 24520 9.50  
 24526 5.25

Fire Companies-  
 # 553 27.10  
 3566 40.92  
 3954 8.14  
 4334 54.31  
 4701 39.05  
 4746 24.47

State Public School-  
 # 855 20.54  
 3141 .19  
 3264 20.00

State Training School-  
 #20963 9.01

Industrial School-  
 #1449 4.56  
 5513 40.00

Game and Fish-  
 #10830 50.00  
 17306 10.08

Board of Control-  
 # 4413 5.80

Sanatorium for Consumptives-  
 # 484 12.00  
 3704 3.00  
 10612 35.00  
 13910 1.94

Board of Health-  
 # 9388 15.00

Live Stock-  
 # 85 1.00  
 86 1.00  
 2894 22.50  
 6292 1.03  
 6324 5.70  
 8444 3.75

Oil Inspection-  
 # 2443 2.00  
 7438 96.13  
 8392 12.49

Total outstanding (old series) \$ 1,582.11  
 Treasurer's check- #3366 1,361.29  
 Total outstanding checks  
 Feb. 29, 1924 \$ 2,913.40



Mercantile State Bank, Minneapolis

Treasurer's balance Feb. 29, 1924		\$ 75,056.03
Bank's " " " "	\$ 75,193.64	
Less interest not charged by treasurer for month of February	137.51	
	\$ 75,056.03	

First National Bank, Minneapolis

Treasurer's balance Feb. 29, 1924		\$ 349,906.90
Bank's balance Feb. 29, 1924	\$ 350,344.17	
Less checks afloat as per list	437.27	
	\$ 349,906.90	

Outstanding checks Feb. 29, 1924-

#29508	\$ 4.00	#145108	\$ .20
33703	.01	151138	1.85
35740	23.48	158318	.88
39918	1.01	168354	.15
40025	29.00	164853	1.65
47841	7.88	166276	.60
48378	.60	174818	65.00
53146	7.50	186155	4.29
56052	.35	186437	18.00
56054	.35	196526	.15
56546	90.00	203904	.20
58309	1.06	216198	4.00
65864	.74	216559	.10
72695	3.50	217722	2.29
73724	7.25	235392	47.55
75526	1.25	237495	3.20
76350	15.00		
89609	33.20		
89905	5.00		
97640	17.28		
97879	24.15		
106614	.10		
112444	6.29		
113567	.15		
113719	.23		
115324	.20		
115332	.45		
121649	4.50		
126808	1.00		
129393	.50		
132161	1.12		
134496	.10		

Total outstanding checks  
Feb. 29, 1924 \$ 437.27

Northwestern National Bank, Minneapolis

Treasurer's balance Feb. 29, 1924		\$ 654,822.56
Bank's	\$ 638,487.63	
Add- check #1878 dated March 1, 1924 charged by bank Feb. 29, 1924	16,618.45	
	<u>655,106.08</u>	
Checks afloat as per list	285.52	
	<u>\$ 654,822.56</u>	

Outstanding checks Feb. 29, 1924:

Grain Inspection-			
#46805	\$	2.10	
Soldiers' Relief-			
#38523		9.00	
39232		15.00	
43148		6.00	
44889		24.00	
47656		12.00	
Soldiers' Home Board-			
#16623		10.00	
16656		198.52	
18869		7.10	\$ 285.52

Midland National Bank, Minneapolis

Treasurer's balance Feb. 29, 1924		\$ 230,833.62
Bank's	\$ 230,833.62	

City National Bank, Duluth

Treasurer's balance Feb. 29, 1924		\$ 9,183.83
Bank's balance	\$ 24,412.85	
Outstanding checks:		
#456	\$ 2,600.62	
457	12,628.40	
	<u>15,229.02</u>	
	\$ 9,183.83	

Total		\$ 3,464,449.45
-------	--	-----------------

Inactive Banks

<u>Banks</u>	<u>Treasurer's Balance</u>	<u>Interest</u>	<u>Bank's Balance</u>
<u>St. Paul</u>			
Capital Trust & Savings	\$ 13,932.44		\$ 13,932.44
Central Metropolitan	51,157.89		51,157.89
Central Trust & Savings	40,446.74	417.68	40,029.06
Citizens State	2,824.86		2,824.86
City Bank	2,728.81		2,728.81
Commercial State	4,375.50		4,375.50
Cosmopolitan State	9,800.85		9,800.85
Laytons Bluff State	2,769.30		2,769.30
East Side State	2,482.51	37.32	2,445.19
Farmers & Merchants State	2,507.66		2,507.66
Great Northern State	2,536.26		2,536.26
Liberty State	2,741.84		2,741.84
Midway State	2,756.37		2,756.37
Minnesota Transfer State	5,544.78		5,544.78
Mounds Park State	2,785.41		2,785.41
National Exchange	25,549.99		25,549.99
Payne Ave. State	5,183.64		5,183.64
Produce Exchange	2,481.08	37.65	2,443.43
Ramsey County State	24,366.19	208.83	24,157.36
St. Anthony Park State	2,221.47		2,221.47
St. Paul State	3,658.56	53.29	3,605.27
Smelling State	2,322.07		2,322.07
Security State	2,782.07		2,782.07
Twin Cities National	12,063.62		12,063.62
Wabash National	16,736.42		16,736.42
Western State	3,017.18		3,017.18
<u>So. St. Paul</u>			
Drivers State	10,863.11		10,863.11
Exchange State	13,050.32		13,050.32
Stockyards National	12,994.79		12,994.79
<u>Minneapolis</u>			
Bankers National	20,976.78		20,976.78
Calhoun State	4,711.06		4,711.06
Camden Park State	2,596.39		2,596.39
Central State	5,528.86		5,528.86
Chicago Lake State	2,780.75		2,780.75
Continental State	25,067.07	215.55	25,282.62
East Hennepin State	10,802.62	150.87	10,953.49
Fidelity State	2,759.89		2,759.89
Fourth Ave. State	12,200.89		12,200.89
Gateway State	7,794.77		7,794.77
Lake Street State	3,058.22		3,058.22
Liberty State	5,536.98		5,536.98
Marquette National	24,425.36		24,425.36
Marquette Trust	41,175.01		41,175.01
Merchants & Manufacturers State	7,766.36		7,766.36
American State	2,800.85		2,800.85

<u>Banks</u>	<u>Treasurer's Balance</u>	<u>Interest</u>	<u>Bank's Balance</u>
<u>Minneapolis</u>			
Metropolitan National	\$ 38,985.57	\$ 535.55	\$ 38,450.02
Minneapolis Trust	11,745.89		11,745.89
Nokomis State	2,494.65		2,494.65
Penn Avo. State	3,127.19	36.24	3,090.95
Republic State	4,657.56	98.87	4,558.69
Millers & Traders State	4,311.65	60.26	4,251.37
Minnesota Loan & Trust Co.	12,515.54		12,515.54
State Bank of Commerce	3,537.27	88.01	3,449.26
Union State	3,459.83	152.73	3,307.10
University State	5,515.72	74.51	5,441.21
Wells-Dickey Trust Co.	11,786.29		11,786.29
26th Street State	2,801.27		2,801.27
<u>Ada</u>			
Farmers & Merchants State	2,958.05		2,958.05
First State	2,619.59		2,619.59
Ada National	2,546.86	37.88	2,508.98
First National	5,723.99	68.66	5,655.33
<u>Adams</u>			
Farmers State	1,718.45		1,718.45
First National	3,169.09		3,169.09
<u>Adrian</u>			
Adrian State	4,294.04		4,294.04
First National	3,595.28	54.07	3,541.21
<u>Afton</u>			
Citizens State	1,499.87		1,499.87
<u>Aitkin</u>			
National Bank	3,803.33	59.70	3,743.63
Farmers National	3,671.05		3,671.05
<u>Akeley</u>			
State Bank	1,144.05	15.26	1,128.79
<u>Albany</u>			
First State	2,924.47		2,924.47
<u>Alberta</u>			
Alberta State	1,115.04	15.00	1,100.04
<u>Albert Lea</u>			
Albert Lea State	2,832.95		2,832.95
Citizens National	2,855.74		2,855.74
First National	3,231.86	95.52	3,136.34
Freeborn County State	2,751.82		2,751.82
Northside State	2,762.04		2,762.04
<u>Alden</u>			
First National	3,483.28		3,483.28
<u>Aldrich</u>			
First State	1,159.60		1,159.60
<u>Alexandria</u>			
Douglas County State	3,019.98	74.55	2,945.43
Farmers National	4,302.60		4,302.60
First National	3,713.45		3,713.45

<u>Banks</u>	<u>Treasurer's Balance</u>	<u>Interest</u>	<u>Bank's Balance</u>
<u>Almora</u>			
Almora State	\$ 592.19	\$ 19.90	\$ 573.29
<u>Amiret</u>			
Amiret State	1,164.07		1,164.07
<u>Angus</u>			
Farmers State	1,192.32		1,192.32
<u>Annandale</u>			
Citizens State	3,022.50		3,022.50
<u>Anoka</u>			
Farmers State	4,155.21		4,155.21
State Bank	2,477.37		2,477.37
<u>Appleton</u>			
Appleton State	1,740.04		1,740.04
First National	2,765.88	37.71	2,728.17
<u>Arkyle</u>			
Farmers & Merchants	6,000.95		6,000.95
First National	9,808.91		9,808.91
<u>Arlington</u>			
First State	2,861.19		2,861.19
<u>Ashby</u>			
First State	2,778.14		2,778.14
<u>Ashoreek</u>			
Ashoreek State	1,158.41	15.38	1,143.03
<u>Askov</u>			
First State	469.43		469.43
<u>Atwater</u>			
First National	2,779.23		2,779.23
<u>Audubon</u>			
Farmers State	1,491.85		1,491.85
State Bank	2,235.52		2,235.52
<u>Augusta</u>			
State Bank	1,131.46		1,131.46
<u>Aurora</u>			
First National	2,617.16		2,617.16
<u>Austin</u>			
Austin National	2,793.93		2,793.93
Farmers & Merchants State	3,049.51	74.80	2,974.71

<u>Banks</u>	<u>Treasurer's Balance</u>	<u>Interest</u>	<u>Bank's Balance</u>
<u>Avoca</u>			
First National	\$ 2,774.20	\$ 37.78	\$ 2,736.42
<u>Backus</u>			
Backus State	1,130.58		1,130.58
<u>Badger</u>			
First State	1,118.01	15.03	1,102.98
<u>Bagley</u>			
Clearwater County State	988.36		988.36
First National	2,758.19		2,758.19
<u>Balaton</u>			
First State	1,795.35		1,795.35
First National	2,588.57	37.90	2,550.67
<u>Barnesville</u>			
Citizens State	1,730.78		1,730.78
Farmers National	1,845.36		1,845.36
First National	3,481.92		3,481.92
<u>Barnum</u>			
First National	1,507.27	37.37	1,569.40
<u>Barrett</u>			
Citizens State	1,110.73	14.97	1,095.76
Farmers State	1,177.49		1,177.49
<u>Battle Lake</u>			
First State	1,862.18		1,862.18
<u>Baudette</u>			
Security State	3,445.72		3,445.72
First National	2,526.32		2,526.32
<u>Bayport</u>			
First State	1,633.06		1,633.06
<u>Beardsley</u>			
Citizens State	1,510.21		1,510.21
First National	2,592.10		2,592.10
<u>Beaver Creek</u>			
Beaver Creek State	605.33		605.33
<u>Becker</u>			
State Bank	2,126.26		2,126.26
<u>Belgrade</u>			
State Bank	1,662.72		1,662.72

<u>Banks</u>	<u>Treasurer's Balance</u>	<u>Interest</u>	<u>Bank's Balance</u>
<u>Bellechester</u> Farmers State	\$ 1,249.00	\$	\$ 1,249.00
<u>Belle Plaine</u> First National State Bank	2,745.73 2,799.29		2,745.73 2,799.29
<u>Bellingham</u> Farmers State	574.65		574.65
<u>Beltrami</u> First State	5,661.32		5,661.32
<u>Belview</u> Farmers State State Bank	3,215.15 3,007.28		3,215.15 3,007.28
<u>Bemidji</u> Security State Northern National	2,362.22 2,772.22		2,362.22 2,772.22
<u>Benson</u> Security State Swift County State First National	2,714.90 2,486.67 3,011.78		2,714.90 2,486.67 3,011.78
<u>Beroun</u> State Bank	1,098.56		1,098.56
<u>Bertha</u> First National	2,741.10		2,741.10
<u>Bigelow</u> State Bank	1,099.82		1,099.82
<u>Big Falls</u> First State	1,153.52		1,153.52
<u>Big Lake</u> Big Lake Farmers State First National	2,099.00 2,743.09	37.51	2,099.00 2,705.58
<u>Bird Island</u> Renville County State State Bank	2,961.46 1,861.14		2,961.46 1,861.14
<u>Biwabik</u> First National	1,595.10	37.76	1,557.34

<u>Banks</u>	<u>Treasurer's Balance</u>	<u>Interest</u>	<u>Bank's Balance</u>
<u>Bixby</u> State Bank	\$ 547.56	\$	\$ 547.56
<u>Blackduck</u> Blackduck State	1,469.79	26.64	1,444.15
First National	2,616.97		2,616.97
<u>Blakeley</u> Farmers State	1,165.22		1,165.22
<u>Blooming Prairie</u> Farmers & Merchants State	5,014.57		5,014.57
First National	2,971.79		2,971.79
<u>Bluffton</u> State Bank	1,193.17		1,193.17
<u>Bongards</u> Farmers State	1,155.99		1,155.99
<u>Borum</u> Security State	1,148.28		1,148.28
<u>Bovey</u> First National	1,590.67	37.72	1,552.95
<u>Bowlus</u> Morrison County State	1,345.06		1,345.06
<u>Boyd</u> First State	1,489.37		1,489.37
<u>Braham</u> Braham State	2,114.21		2,114.21
First National	1,984.84		1,984.84
<u>Brainerd</u> Citizens State	1,806.47	58.06	1,768.41
Commercial State	2,317.20		2,317.20
First National	5,782.18		5,782.18
<u>Brandon</u> Farmers State	1,899.30		1,899.30
First National	1,737.45		1,737.45
<u>Breckenridge</u> Breckenridge National	1,756.94	37.63	1,719.31
Farmers & Merchants State	3,352.31		3,352.31
First National	1,915.58	56.67	1,858.91
<u>Brewster</u> Brewster State	1,768.77		1,768.77
First National	1,775.05		1,775.05



<u>Banks</u>	<u>Treasurer's Balance</u>	<u>Interest</u>	<u>Bank's Balance</u>
<u>Bricslyn</u> First National	0 1,586.42	0 37.68	0 1,548.74
<u>Bronson</u> Bronson State Farmers State	2,193.51 1,420.44		2,193.51 1,420.44
<u>Brook Park</u> Brook Park State	464.85		464.85
<u>Browerville</u> Browerville State First National	1,129.28 2,613.86	37.92	1,129.28 2,575.94
<u>Brownsdale</u> State Bank	1,174.37		1,174.37
<u>Browns Valley</u> Browns Valley State First National	3,011.35 2,589.76		3,011.35 2,589.76
<u>Brownton</u> Brownton State First State	1,681.66 2,120.66	43.97	1,681.66 2,076.69
<u>Brunswick</u> State Bank	1,665.81	18.24	1,647.57
<u>Brushvale</u> Brushvale State	1,545.24		1,545.24
<u>Buckman</u> Buckman State	1,177.23		1,177.23
<u>Buffalo</u> State Bank	2,911.07		2,911.07
<u>Buffalo</u> First National	2,128.17		2,128.17
<u>Buffalo Lake</u> Farmers State State Bank	1,182.93 1,771.84	15.60	1,167.33 1,771.84
<u>Burtrum</u> First State	1,153.55	15.34	1,138.01
<u>Byron</u> State Bank	1,190.75		1,190.75

<u>Banks</u>	<u>Treasurer's Balance</u>	<u>Interest</u>	<u>Bank's Balance</u>
<u>Caledonia</u>			
First National	1,749.70		1,749.70
<u>Gallaway</u>			
Citizens State	1,105.77	14.92	1,090.85
<u>Cambridge</u>			
First National	2,982.76		2,982.76
Iaanti County State	2,287.35		2,287.35
First State	2,153.74		2,153.74
<u>Campbell</u>			
First National	2,516.80		2,516.80
<u>Canby</u>			
Bank of Canby	3,011.23		3,011.23
<u>Cannon Falls</u>			
Citizens State	3,399.23		3,399.23
Farmers & Merchants National	1,781.94	37.84	1,744.10
<u>Carlisle</u>			
Farmers State	1,106.05		1,106.05
<u>Carlos</u>			
First State	1,154.73		1,154.73
<u>Carlton</u>			
First National	1,978.13	34.95	1,943.18
<u>Cass Lake</u>			
Cass County State	2,047.10		2,047.10
First National	1,729.93		1,729.93
<u>Castle Rock</u>			
First State	1,250.63		1,250.63
<u>Center City</u>			
Chisago County State	8,293.13		8,293.13
<u>Ceylon</u>			
State Bank	1,951.94	44.71	1,907.23
First National	1,606.77	37.86	1,568.91
<u>Champlin</u>			
First State	1,151.50		1,151.50
<u>Chandler</u>			
State Bank	1,875.71		1,875.71
<u>Chanassen</u>			
State Bank	735.43		735.43

<u>Banks</u>	<u>Treasurer's Balance</u>	<u>Interest</u>	<u>Bank's Balance</u>
<u>Chaska</u> First National	\$ 1,616.68 \$		\$ 1,616.68
<u>Chatfield</u> First State	1,721.58		1,721.58
<u>Chisago City</u> Farmers State	1,985.56		1,985.56
<u>Chisholm</u> Chisholm State First National	1,725.40 1,711.69		1,725.40 1,711.69
<u>Chokio</u> Chokio State	1,467.29		1,467.29
<u>Clara City</u> Citizens State Clara City State	1,527.82 2,393.46		1,527.82 2,393.46
<u>Claremont</u> Farmers State State Bank	1,107.23 1,527.87	14.93	1,092.30 1,527.87
<u>Clarissa</u> Farmers State	1,992.98		1,992.98
<u>Clarkfield</u> Citizens State Clarkfield State Farmers & Merchants State	2,136.58 2,509.52 1,783.28	73.76	2,136.58 2,435.76 1,783.28
<u>Clarks Grove</u> State Bank	1,165.08	15.44	1,149.64
<u>Clearbrook</u> First State First National	1,445.25 2,629.47	23.98	1,421.27 2,629.47
<u>Clear Lake</u> First State	4,342.22		4,342.22
<u>Cleveland</u> First State	2,252.32		2,252.32
<u>Climax</u> Farmers State State Bank	1,194.79 4,750.05	31.51	1,194.79 4,718.54
<u>Clinton</u> Clinton State First National	2,022.21 2,017.85		2,022.21 2,017.85

<u>Banks</u>	<u>Treasurer's Balance</u>	<u>Interest</u>	<u>Bank's Balance</u>
<u>Clitherall</u> First State	\$ 1,112.43	\$	\$ 1,112.43
<u>Clontarf</u> Farmers State	1,099.87	14.87	1,095.00
<u>Cloquet</u> Northwestern State Peoples State	2,978.73 2,000.00	74.19	2,904.54 2,000.00
<u>Cokato</u> First National	1,961.05	44.75	1,916.30
<u>Cold Spring</u> First National	2,494.44		2,494.44
<u>Coleraine</u> First National	1,961.97		1,961.97
<u>Cologne</u> State Bank	4,616.28		4,616.28
<u>Gomfrey</u> First State	1,596.56		1,596.56
<u>Comstock</u> Comstock State	1,159.92		1,159.92
<u>Cook</u> Farmers & Merchants State First State	1,105.63 1,111.03		1,105.63 1,111.03
<u>Cottonwood</u> Cottonwood State First National	665.55 1,782.07		665.55 1,782.07
<u>Courtland</u> Courtland State	1,159.64		1,159.64
<u>Crockston</u> Crockston State Merchants National Polk County State Scandia American	2,803.61 4,841.56 2,829.20 2,733.07	113.77	2,803.61 4,727.79 2,829.20 2,733.07
<u>Crosby</u> First State	1,129.18		1,129.18
<u>Currie</u> Farmers State	2,139.36		2,139.36

<u>Banks</u>	<u>Treasurer's Balance</u>	<u>Interest</u>	<u>Bank's Balance</u>
<u>Cushing</u> Farmers State	\$ 1,101.72		\$ 1,101.72
<u>Cyrus</u> Farmers State	605.77		605.77
State Bank	692.09	28.95	663.14
<u>Dalbo</u> State Bank	891.83		891.83
<u>Dalton</u> Farmers & Merchants State	1,834.30		1,834.30
First State	1,171.66	15.50	1,156.16
<u>Danube</u> Danube State	1,740.77		1,740.77
<u>Dassel</u> Bank of Dassel	2,835.62	83.42	2,750.20
<u>Dawson</u> Bank of Dawson	3,251.67	83.71	3,167.96
Farmers & Merchants State	1,474.26	51.89	1,442.37
First National	1,910.48		1,910.48
<u>Dayton</u> First State	947.67		947.67
<u>Deer Creek</u> Farmers State	1,768.66		1,768.66
First National	1,713.84	37.26	1,676.58
<u>Deer River</u> First National	1,735.82		1,735.82
<u>Deerwood</u> First National	1,727.01		1,727.01
<u>Delavan</u> Farmers State	1,092.10		1,092.10
<u>Dent</u> Farmers State	1,699.85		1,699.85
<u>Detroit</u> Detroit State	2,535.35		2,535.35
Security State	2,517.19		2,517.19
First National	3,416.05		3,416.05
Merchants National	3,150.24		3,150.24
<u>Dexter</u> First State	1,185.40		1,185.40

<u>Banks</u>	<u>Treasurer's Balance</u>	<u>Interest</u>	<u>Bank's Balance</u>
<u>Dilworth</u> Dilworth State	\$ 1,371.82	\$	\$ 1,371.82
<u>Dodge Center</u> Farmers National	1,921.92		1,921.92
<u>Donaldson</u> State Bank	2,701.13		2,701.13
<u>Donnelly</u> State Bank	1,189.66		1,189.66
<u>Doran</u> State Bank	1,180.60		1,180.60
<u>Dover</u> First State	1,974.13		1,974.13
<u>Lovray</u> State Bank	1,768.24	37.73	1,730.51
<u>Duluth</u>			
Bank of Commerce & Savings	11,200.45		11,200.45
Central State	1,589.10		1,589.10
Citizens State	1,757.07	37.64	1,719.43
Duluth National	11,421.88	300.15	11,121.73
Home State	1,606.59	35.53	1,571.06
Minnesota National	24,203.54	363.47	23,840.07
Northern National	21,338.74		21,338.74
Park State Bank, Morgan Park	2,966.81	74.09	2,892.72
Peoples State	1,687.18		1,687.18
St. Louis County State	5,215.99		5,215.99
Western State	3,269.41		3,269.41
<u>New Duluth</u> First State	590.14		590.14
<u>Lundas</u> Dundas State	1,093.48		1,093.48
<u>Dundee</u> State Bank	1,780.63		1,780.63
<u>Dunnell</u> First National	2,025.84		2,025.84
<u>Eagle Bend</u> First National	1,965.20		1,965.20
First State	2,176.31	50.32	2,145.99

<u>Banks</u>	<u>Treasurer's Balance</u>	<u>Interest</u>	<u>Bank's Balance</u>
<u>Eagle Lake</u> State Bank	\$ 1,127.32		\$ 1,127.32
<u>Easton</u> Easton State Farmers State	1,789.99 2,009.10		1,789.99 2,009.10
<u>Eden Valley</u> State Bank	1,700.57	22.36	1,678.21
<u>Edgerton</u> Security State State Bank	1,721.94 1,692.22		1,721.94 1,692.22
<u>Elbow Lake</u> Bank of Elbow Lake First National	3,662.19 3,150.60		3,662.19 3,150.60
<u>Elfred</u> State Bank	1,126.82		1,126.82
<u>Elgin</u> First State	1,880.80	44.06	1,836.74
<u>Elizabeth</u> Merchants State	1,814.94	19.53	1,795.41
<u>Elko</u> Elko State	1,158.26		1,158.26
<u>Elk River</u> Bank of Elk River First National	2,539.82 1,669.43		2,539.82 1,669.43
<u>Elkton</u> Farmers State	1,118.22		1,118.22
<u>Ellendale</u> Ellendale State Security State	1,142.64 2,157.19		1,142.64 2,157.19
<u>Elmore</u> Farmers State First National	2,152.17 3,401.42	70.20	2,152.17 3,331.22
<u>Elv</u> First State	1,726.27		1,726.27
<u>Emmons</u> First National	2,425.04		2,425.04

<u>Banks</u>	<u>Treasurer's Balance</u>	<u>Interest</u>	<u>Bank's Balance</u>
<u>Erdahl</u>			
First State	1,714.67	14.67	1,700.00
<u>Erskine</u>			
State Bank	1,132.32		1,132.32
First National	1,767.19		1,767.19
<u>Evansville</u>			
Farmers State	2,089.57		2,089.57
Evansville State	1,788.61		1,788.61
<u>Eveleth</u>			
Peoples State	1,601.34	37.81	1,563.53
Miners National	1,550.38		1,550.38
<u>Lyota</u>			
Farmers State	630.33		630.33
<u>Pairfax</u>			
Citizens State	2,150.51		2,150.51
State Bank	2,767.38		2,767.38
<u>Fairmont</u>			
First National	3,047.26		3,047.26
Martin County National	4,006.07		4,006.07
Citizens National	3,658.42		3,658.42
Fairmont National	3,115.09		3,115.09
<u>Paribault</u>			
Citizens National	3,610.83		3,610.83
Paribault State	3,039.26		3,039.26
Farmers & Merchants State	3,038.75		3,038.75
Security National	5,524.47		5,524.47
<u>Farmington</u>			
Farmington State	1,725.36		1,725.36
First National	1,758.60	37.65	1,720.95
<u>Farwell</u>			
Farwell State	1,125.07		1,125.07
First National	1,035.28		1,035.28
<u>Fergus Falls</u>			
American State	5,289.12		5,289.12
Farmers & Merchants State	2,746.38		2,746.38
Fergus Falls National	5,565.68		5,565.68
First State	2,895.87	52.85	2,843.02
First National	6,281.85	150.69	6,131.16



<u>Banks</u>	<u>Treasurer's Balance</u>	<u>Interest</u>	<u>Bank's Balance</u>
<u>Fertile</u>			
Citizens State	1,882.32		1,882.32
Farmers State	1,746.74		1,746.74
First State	1,720.61		1,720.61
<u>Finlayson</u>			
First State	1,467.61		1,467.61
<u>Fisher</u>			
Bank of Fisher	1,117.91		1,117.91
Red River Valley State	1,129.73	15.13	1,114.60
<u>Flensburg</u>			
First State	1,116.58		1,116.58
<u>Flom</u>			
Farmers State	1,177.04		1,177.04
<u>Floodwood</u>			
First State	1,647.74	21.91	1,625.83
<u>Florence</u>			
State Bank	1,880.62		1,880.62
<u>Foley</u>			
State Bank	1,619.71	37.97	1,581.74
First National	1,594.80		1,594.80
<u>Forest Lake</u>			
First National	1,790.65	37.92	1,752.71
Forest Lake State	1,476.85		1,476.85
<u>Fort Ripley</u>			
Fort Ripley State	1,110.26		1,110.26
<u>Fosston</u>			
Farmers State	2,163.66		2,163.66
First National	2,931.79	44.50	2,887.29
<u>Fountain</u>			
First State	1,494.16		1,494.16
<u>Foxhome</u>			
State Bank	1,119.25		1,119.25
<u>Franklin</u>			
Citizens State	1,933.14		1,933.14
State Bank	1,693.47		1,693.47

<u>Banks</u>	<u>Treasurer's Balance</u>	<u>Interest</u>	<u>Bank's Balance</u>
<u>Frazee</u>			
Citizens State	\$ 1,635.17		\$ 1,635.17
Evergreen State	1,150.15		1,150.15
First National	1,880.56		1,880.56
<u>Freeborn</u>			
First State	1,129.71		1,129.71
<u>Freeport</u>			
Freeport State	1,762.11		1,762.11
<u>Fulton</u>			
Citizens State	2,625.59		2,625.59
First National	1,966.41		1,966.41
<u>Garvin</u>			
Farmers State	2,132.92		2,132.92
<u>Gary</u>			
Farmers State	1,147.95		1,147.95
<u>Gaylord</u>			
Citizens State	2,018.32		2,018.32
First State	2,503.85		2,503.85
<u>Geneva</u>			
Geneva State	1,192.52		1,192.52
<u>Genola</u>			
First State	1,511.58		1,511.58
<u>Gentilly</u>			
Farmers State Bank	1,121.40		1,121.40
<u>Georgetown</u>			
State Bank	1,156.79	15.37	1,141.42
<u>Georgeville</u>			
Farmers State	1,199.38		1,199.38
<u>Ghent</u>			
First & Farmers State	7,249.72	75.24	7,274.48
<u>Gibbon</u>			
Citizens State Bank	1,272.17	17.90	1,254.27
State Bank	1,159.80		1,159.80
<u>Gilbert</u>			
First National	1,593.55		1,593.55
<u>Gilman</u>			
First State	1,130.47		1,130.47

<u>Banks</u>	<u>Treasurer's Balance</u>	<u>Interest</u>	<u>Bank's Balance</u>
<u>Glencoe</u> First National	\$ 3,054.00		\$ 3,054.00
<u>Glenville</u> Citizens State First State	1,244.14 1,095.32	13.82	1,250.32 1,095.32
<u>Glenwood</u> Glenwood State Bowe County State First National	2,116.73 2,344.61 2,552.52		2,116.73 2,344.61 2,552.52
<u>Glyndon</u> First State	1,555.93		1,555.93
<u>Gonyok</u> Farmers State First National	1,617.33 1,603.24	37.95 37.83	1,579.38 1,565.41
<u>Goodhue</u> Goodhue State First National	1,679.29 1,786.90		1,679.29 1,786.90
<u>Goodridge</u> Farmers State Goodrich State	2,144.56 2,335.79		2,144.56 2,335.79
<u>Good Thunder</u> First National State Bank	1,842.30 2,145.21		1,842.30 2,145.21
<u>Graceton</u> Graceton Farmers State	1,101.36		1,101.36
<u>Graceville</u> Graceville State Big Stone County First National	1,729.44 1,651.53 1,695.64		1,729.44 1,651.53 1,695.64
<u>Granada</u> First National	1,651.13		1,651.13
<u>Grand Marais</u> Grand Marais State	3,625.70		3,625.70
<u>Grand Meadow</u> Exchange State First National	1,814.37 1,742.98		1,814.37 1,742.98
<u>Grand Rapids</u> Security State First National	1,741.99 2,981.10		1,741.99 2,981.10

<u>Banks</u>	<u>Treasurer's Balance</u>	<u>Interest</u>	<u>Bank's Balance</u>
<u>Grandy</u> State Bank	\$ 1,146.45		\$ 1,146.45
<u>Granite Falls</u> First National	1,786.82	37.89	1,748.93
Granite Falls	2,164.89		2,164.89
Yellow Medicine County	1,755.06		1,755.06
<u>Grasston</u> First State Bank	1,953.43		1,953.43
<u>Greenbush</u> Farmers & Merchants State	1,158.49		1,158.49
<u>Green Isle</u> Citizens State	1,095.42		1,095.42
<u>Green Valley</u> Farmers State	2,885.07	50.01	2,832.16
<u>Greenwald</u> State Bank	1,738.25		1,738.25
<u>Grey Eagle</u> Farmers State	1,683.63	22.13	1,661.50
<u>Groningen</u> Groningen State	1,246.58	15.58	1,231.20
<u>Grygla</u> State Bank	2,072.06	31.00	2,041.06
<u>Gully</u> First State	1,145.25		1,145.25
<u>Guthrie</u> Farmers State	1,248.06		1,248.06
<u>Hackensack</u> Hackensack State	2,283.57		2,283.57
<u>Hallock</u> Kittson County State	2,005.34	45.14	1,960.10
First National	2,113.36		2,113.36
<u>Halma</u> Halma State	562.95		562.95
<u>Halstad</u> State Bank	2,220.99		2,220.99
First National	2,114.45		2,114.45
<u>Hamburg</u> State Bank	1,822.23	58.20	1,784.03

<u>Banks</u>	<u>Treasurer's Balance</u>	<u>Interest</u>	<u>Bank's Balance</u>
<u>Hammond</u>			
Farmers State	\$ 1,674.15		\$ 1,674.15
Hammond State	2,061.40		2,061.40
<u>Hampton</u>			
Farmers & Merchants State	1,640.77		1,640.77
State Bank	2,200.29		2,200.29
<u>Hanley Falls</u>			
Farmers State	2,376.32		2,376.32
<u>Hanska</u>			
First National	1,787.38		1,787.38
State Bank	3,105.03		3,105.03
<u>Hardwick</u>			
Security State	1,154.71	15.35	1,189.36
Farmers State	2,080.15	35.83	2,044.32
<u>Harris</u>			
State Bank	2,452.24		2,452.24
<u>Hartland</u>			
State Bank	1,931.76		1,931.76
<u>Hastings</u>			
Merchants & Farmers	1,787.47	37.89	1,749.58
Hastings National	3,136.92		3,136.92
<u>Hatfield</u>			
Farmers State	1,181.00		1,181.00
<u>Hawick</u>			
Hawick State	1,149.72		1,149.72
<u>Hawley</u>			
Farmers & Merchants State	1,584.98		1,584.98
State Bank	2,413.19		2,413.19
First National	1,731.15		1,731.15
<u>Hayfield</u>			
Citizens State	1,780.53		1,780.53
Farmers State	1,769.82		1,769.82
<u>Hayward</u>			
Farmers State	1,102.88		1,102.88
<u>Hector</u>			
Farmers & Merchants State	1,864.26		1,864.26
<u>Henderson</u>			
Farmers & Merchants State	1,736.17		1,736.17

<u>Banks</u>	<u>Treasurer's Balance</u>	<u>Interest</u>	<u>Bank's Balance</u>
<u>Hendricks</u>			
Farmers National	2,020.40		2,020.40
First National	1,919.81		1,919.81
<u>Hendrum</u>			
Farmers State	2,227.65		2,227.65
State Bank	1,980.21		1,980.21
<u>Henrietta</u>			
First State	4,786.70		4,786.70
<u>Herman</u>			
First National	1,784.56		1,784.56
Grant County State	3,462.82		3,462.82
<u>Heron Lake</u>			
Farmers State	3,468.60		3,468.60
First National	2,851.41		2,851.41
<u>Hewitt</u>			
First State	1,516.20		1,516.20
<u>Hibbing</u>			
Hibbing State	779.00		779.00
Merchants & Miners State	3,494.18		3,494.18
Security State	1,747.01		1,747.01
<u>Hill City</u>			
First State	2,218.04		2,218.04
<u>Hillman</u>			
Farmers State	788.21		788.21
<u>Hills</u>			
Farmers State	2,962.44		2,962.44
First National	4,973.00		4,973.00
<u>Hinckley</u>			
Farmers & Merchants State	1,157.46		1,157.46
<u>Hitterdal</u>			
Clay County State Bank	1,667.25		1,667.25
Security State	1,124.39	15.08	1,109.31
<u>Hoffman</u>			
Farmers State	1,730.93		1,730.93
State Bank	2,032.82		2,032.82
<u>Hokah</u>			
Hokah State	1,109.01		1,109.01
<u>Holdingsford</u>			
Farmers State	4,573.45		4,573.45

<u>Banks</u>	<u>Treasurer's Balance</u>	<u>Interest</u>	<u>Bank's Balance</u>
<u>Holland</u>			
Holland State	\$ 1,789.98		\$ 1,789.98
First National	2,145.99	64.88	2,111.11
<u>Holloway</u>			
Farmers & Merchants State	2,152.59		2,152.59
<u>Hope</u>			
Farmers State	1,174.40	15.52	1,158.88
<u>Hopkins</u>			
First National Bank of Mpls.	1,773.62		1,773.62
State Bank	1,791.41		1,791.41
<u>Houston</u>			
Houston State	1,537.20		1,537.20
<u>Howard Lake</u>			
American State	1,465.54	22.03	1,463.51
Bank of Howard Lake	1,787.78		1,787.78
<u>Humboldt</u>			
First State	1,140.84		1,140.84
<u>Huntley</u>			
Farmers State	1,141.09		1,141.09
<u>Hutchinson</u>			
Citizens Bank	5,747.07		5,747.07
Farmers National	3,855.47	85.20	3,768.27
Farmers & Merchants State	3,397.76	500.00	2,897.76
<u>Ihlen</u>			
Ihlen State	2,102.40		2,102.40
<u>International Falls</u>			
First National	3,533.00	71.83	3,461.17
International State	2,226.05		2,226.05
<u>Iona</u>			
Farmers State	1,152.94		1,152.94
First National	1,747.68		1,747.68
<u>Ironton</u>			
First National	1,740.24		1,740.24
<u>Isanti</u>			
First State	2,150.90	30.09	2,120.81
First National	2,839.47		2,839.47
<u>Isle</u>			
Security State	1,977.53		1,977.53
State Bank	963.35		963.35

<u>Banks</u>	<u>Treasurer's Balance</u>	<u>Interest</u>	<u>Bank's Balance</u>
<u>Ivanhoe</u>			
Farmers & Merchants National	12,237.46	500.00	12,737.46
First National	1,780.00		1,780.00
<u>Jackson</u>			
First National	2,358.50		2,358.50
Jackson National	4,639.63		4,639.63
Brown National	3,115.71		3,115.71
<u>Janesville</u>			
Citizens State	2,803.04		2,803.04
<u>Jasper</u>			
Farmers State	2,202.39		2,202.39
First National	959.56		959.56
<u>Jeffers</u>			
Farmers State	1,660.88		1,660.88
State Bank	1,971.38		1,971.38
<u>Jenkins</u>			
Jenkins State	1,166.74	15.46	1,182.20
<u>Jordan</u>			
First National	1,780.58		1,780.58
<u>Judson</u>			
Farmers State	1,114.45		1,114.45
<u>Kandiyohi</u>			
Farmers State	1,672.65	22.13	1,694.78
<u>Earlstad</u>			
State Bank	1,118.01		1,118.01
<u>Kasson</u>			
National Farmers	3,008.20		3,008.20
National Bank, Dodge County	1,871.27		1,871.27
<u>Keewatin</u>			
First National	1,787.08		1,787.08
<u>Kelliher</u>			
Citizens State	1,172.09		1,172.09
<u>Kenneth</u>			
Kenneth State	1,807.43		1,807.43
<u>Kensington</u>			
Farmers & Merchants State	1,511.75		1,511.75
First State	1,502.89		1,502.89
<u>Kenyon</u>			
Kenyon State	2,940.18		2,940.18



<u>Banks</u>	<u>Treasurer's Balance</u>	<u>Interest</u>	<u>Bank's Balance</u>
<u>Kerkhoven</u> First National	1,768.67		1,768.67
<u>Kerrick</u> Kerrick State	1,156.57		1,156.57
<u>Kettle River</u> Farmers State	1,160.00		1,160.00
<u>Kiester</u> First National	2,877.65	52.69	2,930.34
<u>Kilkenny</u> First National	2,014.25		2,014.25
<u>Kimball</u> State Bank	2,121.27		2,121.27
<u>Kinbrae</u> Kinbrae State	1,395.79		1,395.79
<u>Lake Benton</u> Farmers State	1,743.87		1,743.87
First National	1,774.44		1,774.44
National Citizens	1,759.53		1,759.53
<u>Lake City</u> Citizens State	3,010.05		3,010.05
Security State	1,784.07		1,784.07
Lake City Bank of Minnesota	3,072.32		3,072.32
<u>Lake Crystal</u> American National	1,985.03	44.96	2,030.00
<u>Lakefield</u> Farmers State	1,777.81		1,777.81
Jackson County State	3,032.62	74.56	3,107.18
First National	2,542.01		2,542.01
<u>Lake Henry</u> Lake Henry State	1,150.22		1,150.22
<u>Lake Lillian</u> First State	1,106.17	14.93	1,121.10
<u>Lake Park</u> Becker County State	2,601.78		2,601.78
First National	2,622.71		2,622.71
<u>Lakeville</u> Farmers State	1,135.78	15.17	1,150.95
First National	2,364.23	52.57	2,416.80

<u>Banks</u>	<u>Treasurer's Balance</u>	<u>Interest</u>	<u>Bank's Balance</u>
<u>Lake Wilson</u>			
Farmers State	2,925.95		2,925.95
First National	2,605.15		2,605.15
<u>Lamberton</u>			
State Bank	5,147.87		5,147.87
First National	1,179.67		1,179.67
<u>Lancaster</u>			
Farmers & Merchants State	1,143.69	15.25	1,128.44
<u>Lanesboro</u>			
Scanlan-Haberstad State	4,787.32		4,787.32
First National	3,184.12	75.97	3,108.15
<u>Laporte</u>			
First State	1,546.18	21.90	1,524.28
<u>Lawler</u>			
Farmers & Merchants State	1,590.31	19.88	1,570.43
<u>Lawndale</u>			
Lawndale State	1,150.96		1,150.96
<u>Leonard</u>			
First State	1,117.60	15.03	1,102.57
<u>LeRoy</u>			
First State	1,621.30	37.99	1,583.31
<u>Lester Prairie</u>			
Farmers State	2,156.25		2,156.25
State Bank	1,650.65		1,650.65
<u>LeSueur</u>			
Farmers State	1,934.41		1,934.41
<u>LeSueur Center</u>			
First National	1,611.65		1,611.65
First State	2,015.55		2,015.55
<u>Lewiston</u>			
Security State	2,377.97		2,377.97
<u>Lewisville</u>			
Merchants State	2,225.87		2,225.87
<u>Lindstrom</u>			
Security State	1,944.34		1,944.34
<u>Lismore</u>			
Lismore Farmers State	1,684.55		1,684.55
<u>Litchfield</u>			
Citizens State	2,481.33		2,481.33

<u>Banks</u>	<u>Treasurer's Balance</u>	<u>Interest</u>	<u>Bank's Balance</u>
<u>Litchfield</u> First National	4,800.50		4,800.50
<u>Little Falls</u> Commercial State (closed)	2,990.40		2,990.40
American National	5,126.19		5,126.19
Peoples State	1,776.12		1,776.12
First National	2,990.95		2,990.95
<u>Littlefork</u> First National	1,971.98		1,971.98
<u>Little Sauk</u> Little Sauk State	1,504.46		1,504.46
<u>Long Lake</u> State Bank	1,108.68	14.95	1,093.73
<u>Long Prairie</u> Bank of Long Prairie	3,150.56		3,150.56
First National	1,594.78		1,594.78
Peoples National	1,605.05		1,605.05
<u>Long Siding</u> Long Siding State	1,349.44	14.73	1,334.71
<u>Lonsdale</u> State Bank	2,145.54		2,145.54
<u>Loretto</u> State Bank	1,151.47		1,151.47
<u>Louisburg</u> Louisburg State	1,123.94		1,123.94
<u>Luverne</u> First National	7,009.94	142.18	6,867.76
National Bank of Luverne	1,482.61		1,482.61
Rock County	3,078.96		3,078.96
Farmers National	1,527.25		1,527.25
<u>Lyle</u> First National	2,532.58		2,532.58
<u>Lynd</u> Lynd State	1,813.07		1,813.07
<u>Lyndale</u> Lyndale State	865.00		865.00
<u>Madelia</u> Farmers State	1,154.50		1,154.50
State Bank	3,621.03		3,621.03

<u>Banks</u>	<u>Treasurer's Balance</u>	<u>Interest</u>	<u>Bank's Balance</u>
<u>Madison</u>			
First National	\$ 1,748.21		\$ 1,748.21
Mac qui Parle County	1,635.87		1,635.87
<u>Madison Lake</u>			
Peoples State	1,153.98		1,153.98
<u>Mahnomen</u>			
Citizens State	4,187.86		4,187.86
<u>Manchester</u>			
Manchester State	1,156.81		1,156.81
<u>Mankato</u>			
American State	2,621.53		2,621.53
National Bank of Com.	6,989.06		6,989.06
First National	7,156.40		7,156.40
National Citizens	9,465.66		9,465.66
Mankato State	5,055.50	112.96	4,942.54
<u>Mantoville</u>			
First State	1,484.71		1,484.71
<u>Maple Lake</u>			
Security State	1,147.07		1,147.07
<u>Maple Plain</u>			
State Bank	1,035.22	16.61	1,018.61
<u>Mapleton</u>			
Mapleton State	1,679.65	22.19	1,657.46
First National	1,770.33	37.75	1,732.58
<u>Marietta</u>			
Marietta State	1,558.86	37.45	1,521.41
<u>Marshall</u>			
Marshall State	3,106.20		3,106.20
Lyon County Nat'l	5,209.49		5,209.49
<u>Matawan</u>			
Citizens State	1,187.47		1,187.47
<u>Mayie</u>			
Farmers State	1,206.70		1,206.70
<u>Mayer</u>			
State Bank	976.44		976.44
<u>Maynard</u>			
Home State	1,153.13	15.42	1,147.71

<u>Banks</u>	<u>Treasurer's Balance</u>	<u>Interest</u>	<u>Bank's Balance</u>
<u>Mazena</u> Peoples State	\$ 2,034.65	\$	\$ 2,034.65
<u>Meadowlands</u> Meadowlands State	2,074.21		2,074.21
<u>Medford</u> First State	1,197.50		1,197.50
<u>Melby</u> Melby State	1,100.16		1,100.16
<u>Melrose</u> Bergerding State	3,141.97		3,141.97
<u>Menasha</u> Farmers & Merchants State First National	1,599.10 1,517.77		1,599.10 1,517.77
<u>Mendota</u> Mendota State	1,512.99		1,512.99
<u>Mentor</u> First State	1,003.11		1,003.11
<u>Meriden</u> First State	1,745.21		1,745.21
<u>Middle River</u> Security State	2,882.26		2,882.26
<u>Milaca</u> Security State Milaca State First National	9,507.46 5,276.13 2,330.59		9,507.46 5,276.13 2,330.59
<u>Millville</u> Millville State	1,223.05		1,223.05
<u>Milroy</u> State Bank	1,991.98		1,991.98
<u>Miltona</u> Miltona State	1,105.48		1,105.48
<u>Minneiska</u> Farmers State	1,188.21		1,188.21
<u>Minnetta</u> Farmers & Merchants National First National	4,890.37 2,939.70		4,890.37 2,939.70

<u>Banks</u>	<u>Treasurer's Balance</u>	<u>Interest</u>	<u>Bank's Balance</u>
<u>Minnesota Lake</u>			
Farmers National	\$ 1,601.82		\$ 1,601.82
First National	1,617.94		1,617.94
<u>Monterey</u>			
Peoples State	1,095.09		1,095.09
Farmers State	1,114.37		1,114.37
<u>Montevideo</u>			
Montevideo State	2,194.15		2,194.15
First National	4,431.93		4,431.93
<u>Montgomery</u>			
Citizens State	595.45		595.45
First National	1,777.28		1,777.28
<u>Monticello</u>			
Farmers & Merchants State	1,971.56		1,971.56
State Bank	1,737.61		1,737.61
<u>Moorhead</u>			
Farmers & Merchants State	3,395.18		3,395.18
First National	3,715.55		3,715.55
Moorhead National	3,846.54		3,846.54
<u>Moose Lake</u>			
Farmers State	2,847.26		2,847.26
Security State	171.63		171.63
<u>Nora</u>			
State Bank	3,786.19		3,786.19
First National	2,870.22		2,870.22
<u>Morgan</u>			
Farmers & Merchants State	3,538.48		3,538.48
State Bank	3,519.77		3,519.77
<u>Morris</u>			
Citizens Bank	1,870.70		1,870.70
Stevens County State	3,117.25		3,117.25
Morris National	2,261.80	39.71	2,222.09
<u>Morristown</u>			
Farmers State	1,754.02		1,754.02
<u>Norbon</u>			
Farmers State	1,502.29		1,502.29
State Bank	1,619.60		1,619.60
<u>Notley</u>			
First National	1,774.33	37.78	1,736.55
Peoples State	2,002.69		2,002.69

<u>Banks</u>	<u>Treasurer's Balance</u>	<u>Interest</u>	<u>Bank's Balance</u>
<u>Mound</u> State Bank	1,500.00		1,500.00
<u>Murdock</u> Farmers State First State	375.52 2,159.76	30.13	345.39 2,159.76
<u>McGrath</u> McGrath State	1,141.56		1,141.56
<u>McGregor</u> McGregor State	1,169.73		1,169.73
<u>McIntosh</u> First National	2,143.25		2,143.25
<u>Nashua</u> First State	1,139.41	15.22	1,124.19
<u>Nashwan</u> American National	1,553.67		1,553.67
<u>Nassau</u> Nassau State	1,511.00	22.26	1,488.74
<u>Newfolden</u> Peoples State	1,137.13		1,137.13
<u>New Germany</u> State Bank First National	1,178.08 1,788.10		1,178.08 1,788.10
<u>New London</u> Farmers State State Bank	1,666.87 1,632.52		1,666.87 1,632.52
<u>New Market</u> First State	1,125.09		1,125.09
<u>Newport</u> Farmers Terminal State	2,116.67		2,116.67
<u>New Prague</u> First National	3,191.97		3,191.97
<u>New Richland</u> State Bank	3,164.95		3,164.95
<u>New Ulm</u> Brown County Citizens State Farmers & Merchants State	3,133.87 6,842.55 3,496.55		3,133.87 6,842.55 3,496.55
<u>New York Mills</u> Farmers & Merchants State First State	1,470.56 2,042.46	35.51	1,470.56 2,006.95

<u>Banks</u>	<u>Treasurer's Balance</u>	<u>Interest</u>	<u>Bank's Balance</u>
<u>Nicollet</u> Nicollet State	\$ 2,041.95		\$ 2,041.95
<u>Nielsville</u> State Bank	2,117.37	34.63	2,082.74
<u>Norcross</u> State Bank	1,109.51		1,109.51
<u>North Branch</u> Farmers State Merchants State	4,578.21 6,285.80	57.81 103.81	4,540.40 6,182.99
<u>Northfield</u> State Bank First National Northfield National	3,260.40 4,190.29 5,618.02		3,260.40 4,190.29 5,618.02
<u>No. Mankato</u> Peoples State	2,191.98	25.63	2,166.35
<u>North Redwood</u> Security State	1,131.87	15.15	1,116.72
<u>Northrup</u> Northrup Peoples State	2,109.08	35.13	2,073.95
<u>Norwood</u> Bank of Norwood	1,653.32		1,653.32
<u>Osessa</u> First State	1,122.21	15.07	1,107.14
<u>Odin</u> Odin State	1,465.77	22.84	1,462.95
<u>Ogilvie</u> Farmers & Merchants State	3,632.22		3,632.22
<u>Oklee</u> First State Farmers & Merchants State	1,652.31 1,122.18		1,652.31 1,122.18
<u>Olivia</u> Farmers State Olivia State Peoples First National	1,664.34 1,753.58 1,773.18	37.77	1,664.34 1,753.58 1,735.41
<u>Onamia</u> First State	4,912.60		4,912.60
<u>Ormsby</u> Farmers State	1,158.43	15.58	1,143.05



<u>Banks</u>	<u>Treasurer's Balance</u>	<u>Interest</u>	<u>Bank's Balance</u>
<u>Ortonville</u>			
Citizens National	\$ 1,608.32		\$ 1,608.32
Ortonville State	2,265.14		2,265.14
<u>Osakis</u>			
Farmers State	1,572.90		1,572.90
First National	1,611.63		1,611.63
Osakis State	3,511.05		3,511.05
<u>Oslo</u>			
Citizens State	3,272.20		3,272.20
<u>Osseo</u>			
Citizens State	1,656.51		1,656.51
<u>Otisco</u>			
Otisco State	1,191.26		1,191.26
<u>Ottertail</u>			
Farmers State	1,677.73		1,677.73
<u>Owatonna</u>			
Security State	5,939.18		5,939.18
First National	5,487.28		5,487.28
National Farmers	5,817.32	114.06	5,803.26
<u>Palisade</u>			
Palisade State	1,145.59		1,145.59
<u>Park Rapids</u>			
First National	5,518.88		5,518.88
<u>Paynesville</u>			
Security State	1,940.50		1,940.50
First National	1,751.31		1,751.31
<u>Pease</u>			
State Bank	1,929.53		1,929.53
<u>Pelican Rapids</u>			
J. P. Wallace State	1,591.37		1,591.37
First National	1,557.02		1,557.02
<u>Pecquot</u>			
Farmers State	1,117.82	15.03	1,102.79
First National	1,984.54		1,984.54
<u>Perham</u>			
First National	2,059.08	35.66	2,023.42
<u>Perley</u>			
First State	2,274.02		2,274.02
Farmers & Merchants State	1,083.79		1,083.79

<u>Banks</u>	<u>Treasurer's Balance</u>	<u>Interest</u>	<u>Bank's Balance</u>
<u>Peterson</u> Peterson State	1,718.87		1,718.87
<u>Pierz</u> Farmers & Merchants State	1,127.80		1,127.80
<u>Pine City</u> Farmers & Merchants State First National	1,927.12 3,489.41	44.46	1,982.66 3,489.41
<u>Pine Island</u> State Bank Citizens State	1,260.77 1,512.25		1,260.77 1,512.25
<u>Pine River</u> Farmers State First National	265.25 1,643.96	21.43	243.82 1,643.96
<u>Pipstone</u> Pipstone National Security First National	3,745.48 3,563.67 3,564.45		3,745.48 3,563.67 3,564.45
<u>Plainview</u> First National Plainview State	1,776.27 1,808.52		1,776.27 1,808.52
<u>Plato</u> State Bank	1,881.59	44.06	1,837.53
<u>Plummer</u> Farmers State	1,173.50		1,173.50
<u>Porter</u> State Bank	1,678.48		1,678.48
<u>Preston</u> Farmers & Merchants State	3,169.53		3,169.53
<u>Princeton</u> Princeton State	2,178.31	25.51	2,152.80
<u>Proctor</u> First National Peoples National	1,753.82 2,079.07	37.60	1,716.22 2,079.07
<u>Quamba</u> Quamba State	1,757.91		1,757.91

<u>Banks</u>	<u>Treasurer's Balance</u>	<u>Interest</u>	<u>Bank's Balance</u>
<u>Racine</u>			
Racine State	\$ 1,636.89		\$ 1,636.89
<u>Randall</u>			
Farmers & Merchants State	1,273.91	18.67	1,255.24
Randall State	1,150.83	15.32	1,135.51
<u>Rapidan</u>			
Farmers State	1,132.54	15.16	1,117.38
<u>Ray</u>			
Ray State	1,114.58	15.00	1,099.58
<u>Raymond</u>			
First National	1,781.17	57.84	1,743.33
<u>Red Lake Falls</u>			
First State	1,811.29		1,811.29
Farmers National	1,812.34		1,812.34
<u>Red Wing</u>			
Red Wing State	5,726.31		5,726.31
First National	6,768.15		6,768.15
Goodhue County National	7,109.70		7,109.70
<u>Redwood Falls</u>			
Farmers State	1,965.34		1,965.34
State Bank	5,782.48		5,782.48
First National	5,627.25		5,627.25
<u>Renville</u>			
O'Connor Bros. State	2,173.41		2,173.41
Renville State	1,790.95	57.92	1,733.03
First National	1,739.44		1,739.44
<u>Severe</u>			
State Bank	2,552.08		2,552.08
<u>Rice</u>			
First National	1,962.13		1,962.13
Rice National	1,793.71		1,793.71
<u>Richfield</u>			
Richfield National	1,901.50	35.39	1,866.11
<u>Richmond</u>			
American State	1,590.49		1,590.49
<u>Richville</u>			
Farmers State	1,111.12		1,111.12
<u>Riverton</u>			
First State	1,128.76		1,128.76

<u>Banks</u>	<u>Treasurer's Balance</u>	<u>Interest</u>	<u>Bank's Balance</u>
<u>Robbinsdale</u> Security State	\$ 1,188.72		\$ 1,188.72
<u>Rochester</u> First National	6,275.64		6,275.64
Olmsted County State	4,739.33		4,739.33
First State Bank & Trust Co.	5,002.34	115.16	4,887.18
Union National	3,598.97		3,598.97
<u>Rockford</u> Farmers State	1,255.67		1,255.67
State Bank	1,750.72		1,750.72
<u>Rockville</u> State Bank	1,160.04		1,160.04
<u>Rollingstone</u> First State	1,134.50		1,134.50
<u>Roosevelt</u> First State	1,160.07		1,160.07
<u>Roseau</u> Citizens State	2,786.94		2,786.94
Farmers & Merchants State	2,607.91		2,607.91
First National	2,653.32		2,653.32
Roseau County National	2,650.32		2,650.32
<u>Rosemount</u> First National	1,538.08		1,538.08
<u>Rothsay</u> Farmers State	1,674.15		1,674.15
<u>Round Lake</u> State Bank	1,810.19		1,810.19
<u>Round Prairie</u> Farmers State	1,265.62		1,265.62
<u>Royalton</u> First National	1,572.92	37.56	1,535.36
<u>Rush City</u> State Bank	5,995.69		5,995.69
First National	6,476.59		6,476.59
<u>Rushford</u> First National	1,798.69		1,798.69
<u>Rushmore</u> Rushmore State	1,974.73		1,974.73

<u>Banks</u>	<u>Treasurer's Balance</u>	<u>Interest</u>	<u>Bank's Balance</u>
<u>Russell</u>			
First State	\$ 7,215.15		\$ 7,215.15
<u>Ruthton</u>			
Farmers & Merchants State	1,198.28		1,198.28
Ruthton State	1,579.71		1,579.71
<u>St. Bonifacius</u>			
Farmers State	1,177.06		1,177.06
Peoples State	1,183.00		1,183.00
<u>St. Clair</u>			
St. Clair State	1,862.46		1,862.46
<u>St. Cloud</u>			
American National	6,592.14		6,592.14
Farmers State	10,961.35	74.04	10,887.31
First National	13,976.89		13,976.89
St. Cloud State	1,792.34		1,792.34
Security State	6,370.30		6,370.30
Merchants National	12,603.38		12,603.38
Zapp State	7,239.27		7,239.27
<u>St. Hilaire</u>			
Merchants State	1,113.51		1,113.51
<u>St. James</u>			
Farmers & Merchants State	2,701.41		2,701.41
Citizens & Security National	4,909.47	118.69	4,790.78
<u>St. Joseph</u>			
Farmers State	1,185.69	25.57	1,160.12
<u>St. Leo</u>			
First State	2,341.16		2,341.16
<u>St. Michael</u>			
State Bank	1,248.70		1,248.70
<u>St. Peter</u>			
Citizens State Bank	3,745.00		3,745.00
<u>Sacred Heart</u>			
Farmers State	1,526.57		1,526.57
State Bank	1,644.65	28.64	1,616.11
<u>Salol</u>			
Salol State	1,175.58		1,175.58
<u>Sanborn</u>			
Farmers State	1,187.72		1,187.72

<u>Banks</u>	<u>Treasurer's Balance</u>	<u>Interest</u>	<u>Bank's Balance</u>
<u>Sandstone</u>			
First National	\$ 2,568.15		\$ 2,568.15
Sandstone Security State	1,719.57		1,719.57
<u>Santiago, R.F.D. Clear Lake</u>			
Santiago State	2,236.19		2,236.19
<u>Bank Center</u>			
First National	3,498.90		3,498.90
First State	2,097.45	36.00	2,061.45
Merchants National	1,624.18		1,624.18
<u>Bank Rapids</u>			
Senon County State	1,623.80		1,623.80
Citizens State	2,180.47		2,180.47
<u>Scandia (P.O. Copas)</u>			
Farmers State	1,649.07		1,649.07
Scandia State	2,694.09		2,694.09
<u>Sedan</u>			
Farmers & Merchants State	1,016.04	16.45	999.59
<u>Shakopee</u>			
Peoples National	1,556.25	56.25	1,500.00
<u>Shelly</u>			
Farmers State	1,283.46		1,283.46
State Bank	1,626.83	21.73	1,605.10
<u>Sherburn</u>			
Bank of Sherburn	1,765.11	37.71	1,727.40
Farmers State	1,793.26		1,793.26
Sherburn National	1,784.04	38.21	1,745.83
<u>Shewlin</u>			
First State	1,164.60		1,164.60
<u>Shovel Lake</u>			
Shovel Lake State	1,514.91		1,514.91
<u>Silver Creek</u>			
First State	1,195.04		1,195.04
Citizens State	2,209.00		2,209.00
Farmers & Merchants State	2,611.15		2,611.15
<u>Slayton</u>			
Citizens State	2,567.90		2,567.90
State Bank	2,641.35		2,641.35
First National	2,188.66		2,188.66

<u>Banks</u>	<u>Treasurer's Balance</u>	<u>Interest</u>	<u>Bank's Balance</u>
<u>Sleepy Eye</u>			
State Bank	\$ 3,635.32	75.03	\$ 3,558.29
First National	3,537.50		3,537.50
<u>Solway</u>			
Solway State	1,145.31		1,145.31
<u>Spooner</u>			
State Bank	1,179.37		1,179.37
<u>Springfield</u>			
First National	2,997.71		2,997.71
State Bank	6,464.06		6,464.06
<u>Spring Grove</u>			
State Bank	1,665.92		1,665.92
<u>Spring Hill, (P.O. Melrose)</u>			
Farmers State	1,154.20		1,154.20
<u>Spring Valley</u>			
First National	3,594.05		3,594.05
First State	1,947.58		1,947.58
<u>Stanhfield</u>			
First State	1,175.88		1,175.88
<u>Stanton</u>			
State Bank	1,110.69		1,110.69
<u>Staples</u>			
City National	1,909.17		1,909.17
Peoples State	1,917.78	44.38	1,875.40
First National	1,635.18		1,635.18
<u>Stephen</u>			
Farmers State	1,545.83		1,545.83
State Bank	1,146.53		1,146.53
<u>Stewart</u>			
Farmers & Merchants State	1,545.25		1,545.25
Stewart State	1,600.92	37.61	1,563.11
<u>Stewartville</u>			
First National	1,950.72	55.48	1,915.24
<u>Stillwater</u>			
Cosmopolitan State	3,609.85	61.52	3,548.33
Farmers & Merchants State	4,560.22		4,560.22
<u>Stockton</u>			
Farmers State	1,668.16		1,668.16

<u>Banks</u>	<u>Treasurer's Balance</u>	<u>Interest</u>	<u>Bank's Balance</u>
<u>Strathcona</u> Strathcona State	\$ 3,032.41		\$ 3,032.41
<u>Sturgeon Lake</u> Sturgeon Lake State	1,458.94		1,458.94
<u>Sunberg</u> Farmers State	1,113.12		1,113.12
<u>Swanville</u> First State	1,427.44	22.15	1,475.29
First National	1,538.12		1,538.12
<u>Syre</u> First State	1,125.50	15.09	1,110.41
<u>Taunton</u> State Bank	1,187.59		1,187.59
<u>Tenstrike</u> Beltrami County State	1,132.86		1,132.86
<u>Thief River Falls</u> Farmers & Merchants State	10,469.56		10,469.56
First & Peoples State	18,054.00	151.04	17,882.96
First National	6,965.89	60.27	6,905.62
<u>Tintah</u> Farmers State	1,690.87		1,690.87
<u>Tracy</u> Citizens State	3,584.31	75.10	3,509.21
Farmers & Merchants State	3,669.18	75.34	3,593.84
First National	3,643.90		3,643.90
<u>Trail</u> Trail State	1,183.34		1,183.34
<u>Triumph</u> Commercial State	1,172.54	15.64	1,156.90
Triumph State	2,157.47	50.15	2,127.32
<u>Trommald</u> Trommald State	1,112.00		1,112.00
<u>Trosky</u> Citizens State	1,769.19		1,769.19
<u>Truman</u> Peoples State	2,228.36		2,228.36
Truman National	2,333.71		2,333.71
<u>Twin Lakes</u> Twin Lakes State	1,138.09		1,138.09



<u>Banks</u>	<u>Treasurer's Balance</u>	<u>Interest</u>	<u>Bank's Balance</u>
<u>Twin Valley</u>			
Citizens State	\$ 1,199.63		\$ 1,199.63
Security State	1,510.02	23.15	1,486.87
First National	1,765.60	37.69	1,728.91
<u>Two Harbors</u>			
Commercial State	1,637.45	38.13	1,599.32
First National	4,134.35	72.21	4,062.14
<u>Tyler</u>			
Citizens State	1,508.79	22.34	1,486.45
Farmers State	3,081.06		3,081.06
First National	1,772.21	37.76	1,734.45
<u>Ulen</u>			
First National	1,627.61	38.04	1,589.57
Ulen State	1,609.52	37.88	1,571.64
<u>Underwood</u>			
Farmers State	1,201.59		1,201.59
<u>Upsala</u>			
Farmers State	1,674.01		1,674.01
<u>Utica</u>			
First State	1,138.88		1,138.88
<u>Vergas</u>			
Farmers State	1,506.28		1,506.28
<u>Verndale</u>			
First National	1,597.44		1,597.44
<u>Vernon Center</u>			
Vernon Center State	1,147.06	25.23	1,121.83
<u>Vesta</u>			
State Bank	1,013.45		1,013.45
<u>Viking</u>			
State Bank	1,130.40		1,130.40
<u>Villard</u>			
Farmers State	1,210.51	15.84	1,194.67
Villard State	1,207.34		1,207.34
<u>Vining</u>			
Lund's State Bank	1,192.00		1,192.00
<u>Virginia</u>			
Farmers & Merchants State	3,640.28	61.78	3,578.50
State Bank	4,140.25		4,140.25

<u>Banks</u>	<u>Treasurer's Balance</u>	<u>Interest</u>	<u>Bank's Balance</u>
<u>Wabasha</u>			
Farmers & Merchants State	\$ 1,597.63		\$ 1,597.63
First National	3,955.59	70.49	3,865.10
<u>Wabasso</u>			
Citizens State	1,940.33		1,940.33
<u>Waconia</u>			
Citizens State	1,631.94		1,631.94
First National	1,613.53	37.92	1,575.61
<u>Wadena</u>			
First National	3,945.96		3,945.96
Merchants National	6,721.45	146.29	6,575.16
Wadena County State	2,718.12		2,718.12
<u>Wahkon</u>			
The Soc State	1,675.99		1,675.99
<u>Walker</u>			
First National	1,854.40		1,854.40
<u>Walnut Grove</u>			
First State	3,752.02		3,752.02
Walnut Grove State	2,117.91		2,117.91
<u>Waltham</u>			
Waltham State	1,111.91		1,111.91
<u>Wanamingo</u>			
Farmers State	3,656.58	75.73	3,580.85
Security State	2,141.99	40.17	2,101.82
<u>Wannaska</u>			
Farmers State	1,194.64	15.70	1,178.94
<u>Warba</u>			
Warba State	1,176.51	15.54	1,160.97
<u>Warren</u>			
First National	4,044.58		4,044.58
State Bank	4,015.47		4,015.47
Warren National	3,941.07		3,941.07
<u>Warroad</u>			
First National	2,968.67	37.67	2,930.80
Security State	1,699.59	22.35	1,677.04
<u>Waseca</u>			
Farmers National	5,635.28		5,635.28
Security State	3,672.63		3,672.63

<u>Banks</u>	<u>Treasurer's Balance</u>	<u>Interest</u>	<u>Bank's Balance</u>
<u>Watertown</u>			
State Bank	\$ 1,612.09		\$ 1,612.09
First National	1,610.97		1,610.97
<u>Waterville</u>			
First National	1,621.48		1,621.48
Security State	2,162.26	41.67	2,120.59
<u>Watkins</u>			
Farmers State	1,674.40		1,674.40
<u>Watson</u>			
Farmers State	1,483.71		1,483.71
First State	1,981.12		1,981.12
<u>Waubun</u>			
Farmers State	1,488.81		1,488.81
Waubun State	2,160.21		2,160.21
<u>Waverly</u>			
State Bank	2,388.04		2,388.04
<u>Wayzata</u>			
Wayzata State	1,147.32		1,147.32
<u>Webster</u>			
State Bank	2,121.02		2,121.02
<u>Wegdahl</u>			
Farmers State	2,136.14		2,136.14
<u>Welch</u>			
Farmers State	1,582.54		1,582.54
<u>Welcome</u>			
Welcome National	3,658.85	75.75	3,583.10
<u>Wells</u>			
Wells National	5,143.25	77.78	5,065.47
<u>Wendell</u>			
First National	3,740.94		3,740.94
<u>Westbrook</u>			
Citizens State	1,769.84	37.75	1,732.09
First National	1,848.12		1,848.12
<u>Westbury</u>			
Westbury State	1,162.87		1,162.87
<u>West Concord</u>			
Farmers & Merchants State	2,234.15		2,234.15
First National	1,561.79	30.81	1,530.98
<u>Westport</u>			
State Bank	1,349.05		1,349.05

<u>Banks</u>	<u>Treasurer's Balance</u>	<u>Interest</u>	<u>Bank's Balance</u>
<u>West Union</u>			
West Union State	\$ 1,117.39		\$ 1,117.39
<u>Wheaton</u>			
State Bank	1,775.40		1,775.40
National Bank	1,627.63	38.04	1,539.59
<u>White Bear Lake</u>			
First State	1,923.86		1,923.86
First National	1,608.75		1,608.75
<u>Williams</u>			
First State	1,175.68		1,175.68
<u>Willmar</u>			
Bank of Willmar	5,201.53		5,201.53
Kandiyohi County	5,691.97		5,691.97
First National	5,967.70		5,967.70
<u>Wilmont</u>			
First National	1,791.26		1,791.26
<u>Windom</u>			
Farmers State	11,235.34		11,235.34
First National	5,675.52		5,675.52
Windom National	2,944.00		2,944.00
<u>Winger</u>			
Farmers State	1,294.24		1,294.24
Winger State	1,136.16		1,136.16
<u>Winnebago</u>			
Blue Earth Valley National	1,779.19	37.82	1,741.37
Winnebago State	1,541.46		1,541.46
First National	3,545.09		3,545.09
<u>Winona</u>			
Deposit Bank	11,726.65		11,726.65
First National	11,395.71		11,395.71
Winona National	10,481.15		10,481.15
<u>Winsted</u>			
State Bank	1,105.54	14.93	1,090.61
<u>Winthrop</u>			
First National	1,793.04		1,793.04
State Bank	1,536.68		1,536.68
<u>Withrow</u>			
Withrow State	1,117.83		1,117.83

<u>Banks</u>	<u>Treasurer's Balance</u>	<u>Interest</u>	<u>Bank's Balance</u>
<u>Wood Lake</u> State Bank	1,780.57		1,780.57
<u>Woodstock</u> First National	1,595.12		1,595.12
<u>Worthington</u> State Bank	5,154.48		5,154.48
Citizens National	2,323.60		2,323.60
Worthington National	2,112.09		2,112.09
<u>Wrenshall</u> Wrenshall State	1,169.20		1,169.20
<u>Wykoff</u> Exchange State	1,698.11		1,698.11
First State	2,005.60		2,005.60
<u>Wylie</u> First State	1,137.55		1,137.55
<u>Young America</u> State Bank	2,129.96	41.74	2,129.22
<u>Zimmerman</u> Farmers & Merchants State	2,119.76		2,119.76
<u>Zumbro Falls</u> Farmers & Merchants State	2,140.84		2,140.84
<u>Zumbrota</u> Goodhue County State	1,633.53		1,633.53
	<u>2,851,377.91</u>	<u>11,444.91</u>	<u>2,840,433.00</u>

Social Welfare Funds

<u>Banks</u>	<u>Treasurer's Balance</u>	<u>Interest</u>	<u>Bank's Balance</u>
<u>Balaton</u> First State Bank	\$ 8,000.00	\$	\$ 8,000.00
<u>Benson</u> First National	5,000.00		5,000.00
<u>Claremont</u> State Bank	5,000.00		5,000.00
<u>Cleveland</u> First State	3,500.00		3,500.00
<u>Cologne</u> State Bank	5,000.00		5,000.00
<u>Dawson</u> Bank of Dawson	5,000.00		5,000.00
<u>Ghent</u> First & Farmers State	7,500.00		7,500.00
<u>Goodhue</u> First National	5,000.00		5,000.00
<u>Hills</u> First National	5,000.00		5,000.00
<u>Holland</u> Holland State	2,000.00		2,000.00
<u>Isle</u> Security State	2,000.00		2,000.00
<u>Lake Wilson</u> Farmers State	5,000.00		5,000.00
<u>Marshall</u> Lyon County National	7,500.00		7,500.00
<u>Pipestone</u> Security	8,000.00		8,000.00
<u>Roosevelt</u> First State	2,000.00		2,000.00
<u>Roseau</u> Roseau County National	5,000.00		5,000.00

<u>Banks</u>	<u>Treasurer's Balance</u>	<u>Interest</u>	<u>Bank's Balance</u>
<u>Ruthton</u> Farmers & Merchants State	\$ 3,500.00	\$	\$ 3,500.00
<u>Thief River Falls</u> First & Peoples State	10,000.00		10,000.00
<u>Wheaton</u> National Bank	5,000.00		5,000.00
<u>Worthington</u> Citizens National	2,000.00		2,000.00
	<u>\$ 101,000.00</u>		<u>\$ 101,000.00</u>

<u>Closed Banks</u>			
<u>Banks</u>	<u>Treasurer's Balance</u>	<u>Interest</u>	<u>Bank's Balance</u>
<u>Minneapolis</u>			
Harriet State State Deposit	5,361.63 16,822.11		5,361.63 16,822.11
<u>Alexandria</u>			
Alexandria State	3,228.91		3,228.91
<u>Alvarado</u>			
State Bank	8,875.93	229.20	8,646.73
<u>Ashby</u>			
Farmers State	2,365.87		2,365.87
<u>Badger</u>			
Scandinavian American State	3,797.28		3,797.28
<u>Bellingham</u>			
Bellingham State	3,659.39		3,659.39
<u>Brooten</u>			
Farmers State	2,166.84		2,166.84
<u>East Chain (P.O. Fairmont)</u>			
East Chain State	2,655.14		2,655.14
<u>Hazel</u>			
Citizens State	1,127.73		1,127.73
<u>Hinckley</u>			
State Bank	3,017.31		3,017.31
<u>Kennedy</u>			
Citizens State	4,551.22		4,551.22
<u>Lancaster</u>			
First National	4,904.18	80.18	4,824.00
<u>Mahnomen</u>			
Security State	2,130.69		2,130.69
<u>Montevideo</u>			
Farmers & Merchants State	8,546.00		8,546.00
<u>Moorhead</u>			
First State	12,214.22		12,214.22
<u>Ogilvie</u>			
State Bank	17,880.71	461.73	17,418.98



<u>Banks</u>	<u>Treasurer's Balance</u>	<u>Interest</u>	<u>Bank's Balance</u>
<u>Orleans</u> First State	\$ 2,625.67	\$	\$ 2,625.67
<u>Parkers Prairie</u> State Bank	4,140.89		4,140.89
<u>Park Rapids</u> Farmers State	2,250.25		2,250.25
<u>Red Lake Falls</u> Citizens State	2,754.54		2,754.54
<u>St. Vincent</u> Farmers & Merchants State	2,660.55	43.14	2,617.39
<u>Sebeka</u> Farmers State	1,843.95		1,843.95
	<u>\$ 119,581.99</u>	<u>\$ 614.25</u>	<u>\$ 118,767.74</u>

Reconciliation of State Treasurer's Account  
with Inactive Banks

---

Close of business February 29, 1924

State treasurer's balance - Inactive banks		\$2,851,377.91
Social Welfare Funds		101,000.00
Closed banks		119,561.99
Balance as per statement from Inactive banks at close of business Feb. 29, 1924	\$2,840,433.00	
Social welfare funds	101,000.00	
Closed banks	118,767.74	
	<u>3,060,200.74</u>	
Add interest for 3rd quarter ended Sept. 30, 1923	12,259.16	
	<u>3,072,459.90</u>	
Less transfer check #4521 drawn on the Farmers & Merchants State Bank of Ivanhoe	500.00	
	<u>\$3,071,959.90</u>	<u>\$3,071,959.90</u>

Special Funds

Historical Society Building Fund

Treasurer's check book balance April 30, 1923	\$ 1,915.00	
Deposits taken from Historical Society Bldg. Fund	66,887.50	
Interest	17.08	\$ 68,819.58
<u>Bonds paid-</u>		
#28-29 at \$1,000.00 each	\$ 2,000.00	
#101 to 125 - 25 bonds @ \$1,000. each	25,000.00	
#126 to 150 - 25 bonds @ \$1,000. each	25,000.00	
<u>Coupons paid-</u>		
150 coupons @ \$40. each	6,000.00	
110 " " 42.50 "	4,675.00	
115 " " 45.00 "	5,175.00	67,850.00
Interest not charged by treas. for April, 1923 to Feb., 1924	17.08	
Treasurer's book balance Feb. 29, 1924	952.50	\$ 68,819.58
<u>Reconciliation of Bank Balance</u>		
Treasurer's book balance Feb. 29, 1924	\$ 952.50	
Bank's balance as per statement dated Feb. 29, 1924, American Nat'l Bank, St. Paul, Minn.	\$ 1,054.58	
Check afloat #118	85.00	
Interest not charged by treasurer	17.08	
	\$ 1,054.58	\$ 1,054.58

Armory Board

Treasurer's balance April 30, 1923		446.25	
Deposits made July 5, 1923		20,343.50	
" " Jan. 4, 1924		16,553.75	
" " Feb. 1, 1924		3,768.75	
Interest		69.82	\$ 41,182.07
<hr/>			
Check #81 Int. on registered bonds		275.00	
" 97 " " " "		2,000.00	
3 Coupons paid	\$500.00	900.00	
1 " "	256.00	256.00	
4 " "	150.00	600.00	
2 " "	55.00	110.00	
35 " "	30.00	1,050.00	
103 " "	27.50	2,832.50	
150 " "	26.25	3,937.50	
135 " "	25.00	3,375.00	
273 " "	23.75	6,483.75	
658 " "	22.50	14,805.00	
7 " "	20.00	140.00	
Total coupons paid		54,489.75	
Interest not charged by treasurer		37.94	
Treasurer's book balance Feb. 29, 1924		4,379.38	\$ 41,182.07

Reconciliation of Bank Balance

Treasurer's book balance Feb. 29, 1924		\$ 4,379.38	
Bank's balance as per statement of Capital National Bank, dated Feb. 29, 1924	\$	4,417.32	
Interest not charged by treasurer		37.94	
	\$	4,417.32	\$ 4,417.32

Forest Fire Relief

Treasurer's balance April 30, 1923  
 Interest  
 Deposits made Aug. 1, 1923  
 " " Feb. 1, 1924  
 Interest April, 1923 to Feb. 29, 1924

45.00  
 168.58  
 255,925.00  
 190,637.50  
 596.11

1	Int. Coupon	22.50	each, check	156		22.50
1	"	22.50	"	157		22.50
6	"	22.50	"	158		135.00
382	"	22.50	"	159	8,595.00	
110	Bonds	1,000.00	"	159	110,000.00	118,595.00
195	Int. Coupons	22.50	"	160		4,387.50
5	"	22.50	"	161		112.50
50	"	22.50	"	162		1,125.00
20	"	22.50	"	163	450.00	
20	Bonds	1,000.00	"	163	20,000.00	20,450.00
1	Int. Coupon	22.50	"	164		22.50
1	"	22.50	"	165		22.50
28	"	22.50	"	166		630.00
13	"	22.50	"	167		292.50
50	"	22.50	"	168	1,125.00	
50	Bonds	1,000.00	"	168	50,000.00	51,125.00
2	Int. Coupons	22.50	"	169		45.00
5	Bonds	1,000.00	"	170		5,000.00
6	Int. Coupons	22.50	"	171		135.00
5	"	22.50	"	172		112.50
1	"	22.50	"	173		22.50
5	"	22.50	"	174		112.50
14	"	22.50	"	175		515.00
1	"	22.50	"	176		22.50
20	"	22.50	"	177		450.00
7	"	22.50	"	178		157.50
10	"	22.50	"	179		225.00
100	"	22.50	"	180		2,250.00
1	"	22.50	"	181		22.50
1	"	22.50	"	182		22.50
1	"	22.50	"	183		22.50
100	"	22.50	"	184		2,250.00
11	"	22.50	"	185		247.50
60	Bonds	1,000.00	"	186		60,000.00
120	"	1,000.00	"	187	120,000.00	
360	Int. Coupons	22.50	"	187	8,100.00	128,100.00
1	"	22.50	"	188		22.50
9	"	22.50	"	189		202.50
60	"	22.50	"	190		1,350.00
3	"	22.50	"	191		67.50
10	"	22.50	"	192		225.00
12	"	22.50	"	193		270.00
6	"	22.50	"	194		135.00
2	"	22.50	"	195		45.00
5	"	22.50	"	196		112.50
58	"	22.50	"	197		1,305.00
4	"	22.50	"	198		90.00

5 Int. coupons	22.50 each, check	199		112.50
5 " "	22.50 " "	200	112.50	
5 Bonds	1,000.00 " "	200	<u>5,000.00</u>	5,112.50
5 Int. coupons	22.50 " "	201		112.50
5 " "	22.50 " "	202		67.50
5 " "	22.50 " "	203		112.50
77 " "	22.50 " "	204	1,732.50	
20 Bonds	1,000.00 " "	204	<u>20,000.00</u>	21,732.50
Total of bonds and coupons				427,550.00
Interest not charged by treasurer				596.11
Treasurer's balance Feb. 29, 1924				19,246.08
				<u>\$ 447,372.19</u> \$ 447,372.19

Reconciliation of Bonds & Coupons

Bonds #741 to 1110 incl.	1,000.00 each	\$ 370,000.00
" 1296 to 1315 "	1,000.00 "	20,000.00
Coupons - 1668 coupons	22.50 "	37,550.00
		<u>\$ 427,550.00</u>

Reconciliation of Bank Balance

Treasurer's book balance Feb. 29, 1924	\$ 19,246.08
Interest not charged by treasurer	596.11
Bank's balance as per statement of First National Bank, St. Paul, dated Feb. 29, 1924	\$ 19,819.69
Check #150 payable to Merchants National Bank, St. Paul, dated Aug. 1, 1923, for coupons to the amount \$4,410.00 and found #195 coupon, being one coupon short, correct amount should be \$4,387.50 - difference	22.50
	<u>\$ 19,842.19</u> \$ 19,842.19

Iron Ore Prospects - Chapter 412, L. 1921

Receipts

Treasurer's check book balance April 30, 1923	\$ 2,400.00	
Collections	400.00	
Interest April, 1923 to Feb., 1924	<u>57.95</u>	\$ 2,857.95

Disbursements

Mineral Permit Refundments:		
Syracuse Mining Co.	\$ 200.00	
Butler Bros.	1,000.00	
T. H. Wade	200.00	
Charles A. Moore	200.00	
G. L. Lovvass	200.00	
Victor L. Powers	200.00	
Charles A. Bardesona	200.00	
Hugh McEwan	<u>200.00</u>	\$ 2,400.00
Interest Cr. to general account	57.95	
Treasurer's check book balance March 5, 1924	<u>400.00</u>	\$ 2,857.95

Reconciliation of Bank Balance

Treasurer's check book balance March 5, 1924	\$ 400.00	
Bank's balance as per statement of American National Bank, St. Paul, dated Feb. 29, 1924	\$ 835.66	
February interest not credited on bank statement	2.29	
Outstanding checks:		
# 19	\$ 200.00	
20	200.00	
26	<u>57.95</u>	<u>457.95</u>
	\$ 837.95	\$ 837.95

Incorporation Fees

Credit

Treasurer's balance April 30, 1923		50,851.78	
Interest - May 1, 1923 to Feb. 29, 1924		427.95	
May - 1923	\$	12,810.00	
June		5,930.00	
July		5,035.00	
August		8,865.00	
September		17,707.50	
October		25,265.00	
November		20,270.00	
December		8,015.00	
January - 1924		12,345.00	
February		9,520.00	
		<u>125,762.50</u>	\$ 157,042.23

Debit

Check # 31 Cent. Met. Bank, St. Paul	\$	100.65	
32 void			
33 Cent. Met. Bank, St. Paul		10,220.00	
34 do		11,150.00	
35 "		9,335.00	
36 "		12,810.00	
37 "		5,930.00	
38 "		5,035.00	
39 "		8,865.00	
40 "		17,707.50	
41 "		25,265.00	
42 "		20,270.00	
43 "		8,015.00	
44 "		12,345.00	
		<u>127,058.15</u>	
Less interest credited in June, 1923		57.91	
		<u>127,096.06</u>	
Treasurer's balance Feb. 29, 1924		9,946.17	\$ 157,042.23

Reconciliation of Bank Balance

Treasurer's balance Feb. 29, 1924		9,946.17	
Bank's balance as per statement dated Feb. 29, 1924, Cent. Met. Bank	\$	9,687.67	
Cash on hand		258.50	
		<u>9,946.17</u>	\$ 9,946.17

Count of Cash

Currency	\$	105.00
Checks		153.50
		<u>258.50</u>



Motor Vehicle Receipts

Balance, Capital National Bank, Feb. 29, 1924		\$1,431,909.38
Receipts-		
May, 1923 to Feb. 29, 1924	\$6,237,097.00	
Interest-		
May, 1923 to Feb. 29, 1924	4,572.27	<u>6,241,469.27</u>
		\$7,673,378.65
Withdrawals-		
May, 1923 to Feb. 29, 1924		\$5,698,951.14
Balance, Capital National Bank, Feb. 29, 1924		<u>1,974,427.51</u>
		\$7,673,378.65

Reconciliation of Bank Balance

Treasurer's balance - Automobile licenses Feb. 29, 1924	\$1,968,000.17
Treasurer's balance - Chauffeur licenses Feb. 29, 1924	881.75
Interest for January to April, 1923 not yet credited to general account	3,623.26
Interest not charged by treasurer for December, 1923 to Feb., 1924	1,922.33
Bank's balance as per statement, dated Feb. 29, 1924, Capital Nat'l Bank, St. Paul, Minn.	\$1,974,427.51
	<u>\$1,974,427.51</u>
	\$1,974,427.51

Rural Credit

Receipts-			
Aug. 7, 1923 to Feb. 29, 1924			94,189.67
Withdrawals-			
Check # 1	\$	12,625.00	
" 2		12,995.00	
" 3		17,785.00	
" 4		15,850.00	
" 5		12,535.00	
" 6		3,545.00	
Treasurer's balance Feb. 29, 1924			75,235.00
			<u>18,954.67</u>
			94,189.67

Reconciliation of Bank Balance

Treasurer's balance Feb. 29, 1924	\$	18,954.67
Bank's balance as per statement First National Bank, St. Paul, dated Feb. 29, 1924	\$	18,954.67

University of Minnesota

Cart. of Indebtedness-

Treasurer's check book balance April 30, 1923			23.75
Deposit made July 6, 1923	\$	4,512.50	
" " Jan. 4, 1924		4,512.50	9,025.00
			<u>9,048.75</u>

1	Interest coupon \$23.75 each, check #12	\$	23.75
64	" " " 23.75 " " 13		1,520.00
4	" " " 23.75 " " 14		95.00
4	" " " 23.75 " " 15		95.00
24	" " " 23.75 " " 16		570.00
4	" " " 23.75 " " 17		95.00
47	" " " 23.75 " " 18		1,116.25
1	" " " 23.75 " " 19		23.75
1	" " " 23.75 " " 20		23.75
10	" " " 23.75 " " 21		237.50
30	" " " 23.75 " " 22		712.50
1	" " " 23.75 " " 23		23.75
24	" " " 23.75 " " 24		570.00
85	" " " 23.75 " " 25		2,018.75
4	" " " 23.75 " " 26		95.00
27	" " " 23.75 " " 27		641.25
35	" " " 23.75 " " 28		831.25
3	" " " 23.75 " " 29		71.25
7	" " " 23.75 " " 30		166.25
1	" " " 23.75 " " 31		23.75
1	" " " 23.75 " " 32		23.75
2	" " " 23.75 " " 33		47.50
1	" " " 23.75 " " 34		23.75
	Total coupons paid		<u>9,048.75</u>

Reconciliation of Bank Balance

Treasurer's balance Feb. 29, 1924	-	none
Bank's balance as per statement of Merchants National Bank, dated Feb. 29, 1924	-	none

Departmental Receipts

General

Balance, Merchants National Bank, April 30, 1923		\$ 175,522.60
Receipts:		
May - 1923	\$ 209,343.71	
June	211,337.53	
July	246,675.39	
August	215,038.62	
September	252,712.48	
October	315,480.83	
November	234,147.97	
December	289,760.98	
January - 1924	394,986.12	
February	<u>254,254.85</u>	2,613,718.48
Interest May to February, 1924		<u>3,112.58</u> 2,792,353.66
Withdrawals:		
May - 1923	\$ 231,485.25	
June	196,939.74	
July	216,835.60	
August	243,141.80	
September	229,970.69	
October	231,707.91	
November	271,591.86	
December	251,992.84	
January - 1924	340,978.25	
February	<u>365,912.33</u>	2,580,556.18
Balance, Merchants National Bank, as per statement dated February 29, 1924		<u>211,797.48</u> 2,792,353.66
<u>Reconciliation of Bank Balance</u>		
<u>Credit</u>		
Bureau of Immigration	\$ 52.00	
Insurance Com.	10,648.79	
Dairy and Food	23,342.13	
Game and Fish Com.	4,871.11	
Dept. of Education	94.70	
Fire Marshal	59.00	
Hotel Inspector	2,618.00	
State Board of Health	862.99	
Notarial Com.	669.00	
Grain Inspection	49,402.19	
Secretary of State (fees)	366.00	
State Board of Control	14,502.93	

State Securities Com.	2,458.00
Supreme Court	253.50
Teachers' Employment Bureau	590.55
" Insurance & Ret. Fund	547.03
Anoka Asylum	108.47
Fergus Falls State Hospital	1,401.33
Hastings State Asylum	230.38
Rochester " Hospital	1,166.49
St. Peter Hospital	1,091.83
Minn. State Prison	7,522.36
State Training School	348.49
State Public School	153.13
Minn. State Reformatory	2,394.98
Home School for Girls	182.16
Reformatory for Women	1,431.47
School for Blind	599.19
" " Deaf	1,055.36
" " Feeble minded	2,387.64
Sanatorium for Consumptives	6,367.04
Bemidji State Teachers' College	68.64
Duluth " " "	126.80
Mankato " " "	576.97
Moorhead " " "	1,290.00
St. Cloud " " "	119.09
Winona State Teachers'	159.17
State Boiler Inspector	1,103.50
Minn. State Fisheries	69,590.97
State Agriculture Dept.	154.10
State Board of Law Examiners	950.00
	<u>211,797.48</u>

Soldiers' Bonus Board - Interest Account

Balance, Merchants National Bank, St. Paul, as per statement May 18, 1923	\$ 28,450.32
Transfers from Soldiers' Bonus Tax fund to Soldiers' Bonus Interest account	2,723,240.00
Due from Bank	12.50
Due from Farmers State Bank, Chicago City (overpayment)	225.00
Refund on coupons not numbered	5.00
Due from tax account	6.07

Bonds and coupons redeemed-  
June and July, 1923-

1 Bond paid @		100.00	
98 Coupons " "	25.00	2,450.00	
32 " " "	2.50	80.00	
7 " " "	12.50	87.50	2,717.50

August-

Checks		104,376.25	
930 Bonds paid @ 1,000.00		930,000.00	
317 " " "	500.00	165,000.00	
202 " " "	100.00	20,200.00	
10207 Coupons paid @	25.00	255,175.00	
421 Coupons paid @	12.50	5,262.50	
389 " " "	2.50	972.50	1,482,986.25

September-

Checks		23,310.00	
12 Bonds paid @ 1,000.00		12,000.00	
3 " " "	500.00	1,500.00	
6 " " "	100.00	600.00	
646 Coupons " "	25.00	16,150.00	
62 " " "	12.50	775.00	
31 " " "	2.50	77.50	54,412.50

October-

Checks		1,040.00	
6 Bonds paid @ 1,000.00		6,000.00	
5 " " "	500.00	2,500.00	
4 " " "	100.00	400.00	
479 Coupons paid @	25.00	11,975.00	
17 " " "	12.50	212.50	
39 " " "	2.50	97.50	22,225.00

November-

Check		2,000.00	
7 Bonds paid @ 1,000.00		7,000.00	
138 Coupons " "	25.00	3,450.00	12,450.00

December-			
3	Bonds paid @	1,000.00	3,000.00
25	Coupons " "	25.00	625.00
3	" " "	12.50	37.50
10	" " "	2.50	25.00
			<u>3,687.50</u>
January, 1924-			
	Check paid @		500.00
1	Bond " "		1,000.00
1	" " "		500.00
37	Coupons paid @	25.00	925.00
6	" " "	12.50	75.00
17	" " "	2.50	42.50
			<u>3,042.50</u>
February, 1924-			
	Checks		41,505.00
68	Bonds paid @	1,000.00	68,000.00
35	" " "	500.00	17,500.00
43	" " "	100.00	4,300.00
1934	Coupons paid @	25.00	48,350.00
106	" paid @	12.50	1,312.50
148	" " "	2.50	370.00
			<u>181,237.50</u>
March-			
	Checks		61,411.25
678	Bonds paid @	1,000.00	678,000.00
2	" " "	500.00	1,000.00
8	" " "	100.00	800.00
8125	Coupons " "	25.00	203,125.00
50	" " "	12.50	625.00
94	" " "	2.50	235.00
			<u>945,196.25</u>
April-			
	Check		1,162.50
1	Bond paid @		1,000.00
1	" " "		500.00
1	" " "		100.00
591	Coupons paid @	25.00	14,775.00
5	" " "	12.50	37.50
20	" " "	2.50	50.00
			<u>17,625.00</u>
May-			
2	Coupons paid @	2.50	5.00
73	" " "	25.00	1,825.00
			<u>1,830.00</u>
			<u>2,727,510.00</u>

Balance, Merchants Nat'l Bank  
as per statement May 6, 1924

24,458.89  
\$2,751,968.89 \$2,751,968.89

Reconciliation of Bond and Coupon Account

Bank's balance as per statement  
dated May 6, 1924 \$ 24,458.89  
Due from F. C. Johnson, Shafer, Minn. (overpayment 5.00  
Outstanding Bonds and coupons:

Due Date	Amount
Aug. 1, 1920	1.39
Feb. 1, 1921	2.50
Aug. 1, 1921	132.50
Feb. 1, 1922	140.00

Outstanding Bonds and Coupons: (Continued)

	<u>Due Date</u>		
	Aug. 1, 1922	142.50	
	Feb. 1, 1923	297.50	
	Aug. 1, 1923	6,842.50	
	Feb. 1, 1924	10,117.50	
Registered		6,787.50	
Bonds		<u>24,465.89</u>	
			<u>\$ 24,463.89</u>



STATEMENT OF BONDS BELONGING TO THE TRUST FUNDS  
OF THE STATE OF MINNESOTA AT THE CLOSE OF BUSINESS  
FEBRUARY 29th, 1924.

PERMANENT SCHOOL FUND:

Virginia (\$613,987.50)	\$ 661,500.00
Minnesota School Districts	25,758,808.42
Itasca State Park	15,000.00
United States Government (\$2,998,000)	2,978,834.58
Soldiers Bonus	1,288,800.00 *
State Teachers Colleges	520,000.00
Minnesota Rural Credit Bureau	750,000.00
Forest Fires Relief	4,993.80
University of Minnesota	224,000.00
	\$32,201,936.80

\*See Draft No. 43621 issued 1/26/24  
Redeemed 3/5/24

PERMANENT UNIVERSITY FUND:

Minnesota Villages	1,795,007.00
Virginia (\$48,745.05)	50,000.00
Soldiers Bonus	155,000.00
National Guard Armories	25,000.00
Itasca State Park	25,000.00
	2,050,077.00

INTERNAL LAND IMPROVEMENTS:

Virginia (\$52,093.75)	55,000.00
National Guard Armories	21,000.00
Historical Society	10,000.00
United States Government	124,750.00
Soldiers Bonus	17,000.00 *
Forest Fires Relief	2,000.00
	229,750.00

\* See Draft No. 43621 issued 1/26/24  
Redeemed 3/5/24

SWAMP LAND:

Virginia (\$96,980.00)	100,000.00
Minnesota School Districts	4,744,417.00
National Guard Armories	95,000.00
United States Liberty Bonds	25,000.00
Forest Fires	50,000.00
University of Minnesota	336,000.00
Minnesota Rural Credit Bureau	250,000.00
Itasca State Park	25,000.00
Soldiers Bonus	25,000.00
	5,650,417.00


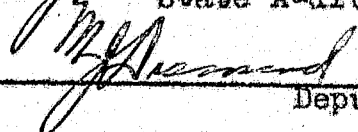
TEACHERS INSURANCE AND RETIREMENT FUND:

Minnesota School Dist's, Twps. Cos. Etc.	921,400.00
--	------------

INVESTED REVENUE FUND:

Village of Moose Lake	38,000.00
-----------------------	-----------



I hereby certify that the above is a true and correct list of the funds of the State of Minnesota held by the State Treasurer belonging to the Trust Funds of the State at the close of business on February 29th, 1924.

  
 State Auditor,  
 BY   
 Deputy.

STATEMENT OF MONEYS TO THE CREDIT OF THE FOLLOWING FUNDS  
AT THE CLOSE OF BUSINESS ON FEBRUARY 29th, 1924.

	<u>DR.</u>	<u>CR.</u>
Revenue	\$321,549.06	\$ .....
Soldiers Relief		57,856.62
Road & Bridge		286,891.48
Soldiers Bonus		285,557.76
Rural Credit Reserve		32,967.11
" "		116,969.22
Historical Society		128.44
Itasca State Park		42,595.66
National Guard Armories		29,376.71
State Board of Relief		61,477.88
University Buildings		316,899.93
Forest Fire Relief		10,396.27
Permanent School		59,853.82
General School		799,552.79
Permanent University		13,156.49
General University		8,119.98
Teachers Ins. & Ret. Fund		38,942.55
Int. Imp Land		1,805.79
" " " Interest		7,367.96
Swamp Land		104,885.07
" " Interest		204,274.60
Trunk Highway		2,995,553.05
Grain Inspection		290,277.90
Prison Revolving		1,039,510.02
Land Improvement		483.82
State Teachers Colleges		60,351.36
	<u>\$ 321,549.06</u>	<u>\$6,865,272.28</u>

I hereby certify that the above is a true and correct statement of the cash held by the State Treasurer belonging to the State of Minnesota at the close of business on February 29th, 1924.

  
 State Auditor.  
 BY   
 Deputy.

Remarks

General

The securities belonging to the Trust Funds of the State of Minn., in the vault of the treasury, were counted and found correct.

It is recommended that departmental and special fund accounts be reconciled each and every month, and interest on these accounts credited to the general account.

No interest was credited to the Rural Credit account of the First National Bank from August 7, 1933 to February 29, 1934 - Same was taken up by Mr. Marten.

In checking the securities and surety bonds given as security for deposits, the following deposits were found in excess of legal limit:

	<u>Limited Deposit</u>	<u>Bank's Balance</u>
State Bank of Long Lake	\$ 2,000.00	\$ 2,124.68
Farmers State Bank, Morristown	3,500.00	3,773.75
State Bank of Long Siding	2,000.00	2,064.98
Farmers State Bank, Rothsay	4,600.00	4,898.02
Salol State Bank, Salol	2,000.00	2,190.36
First National Bank, Thief River Falls	7,000.00	7,027.35
Warren National Bank, Warren	10,000.00	10,020.89
Farmers State Bank, Welch	2,500.00	2,901.73

Soldiers' Bonus Board - Interest Account

An overpayment was made to F. G. Johnson, Shafer, Minn., on coupons #19680-1, to the amount of \$5.00, reported in last report - Still due from Mr. Johnson \$5.00.

Recommendation is renewed that coupons that are not numbered should not be redeemed unless same are forwarded with an affidavit showing the number of the bond from which they were taken.

It is recommended that a control account be started on the interest account with the following accounts:

Account for registered bond principal only.  
Account for coupons and bonds payable through the Merchants National Bank, St. Paul, and Bankers Trust Co. of New York.  
Account for checks issued in payment for registered bonds and coupons.

G. R. Olson

3732