

74.63

Examined by  
George A. Olson.

REPORT OF EXAMINATION  
of the  
BOOKS AND PAPERS  
of the  
STATE TREASURER'S OFFICE

Examination made for the State Board of Audit  
as provided by Section 92, G. S. 1913.

Period July 1, 1921 - December 14, 1921

Date of audit December 14, 1921

G. ARTHUR G. BROWN,  
Public Examiner,  
St. Paul, Minn.

2780

Members of State Board of Audit

- Ex Officio -

Governor,

J. A. O. Preuss

Secretary of State,

Mike Holm

Attorney General,

Clifford L. Hilton

-----  
17

Receipts and Disbursements

Receipts

Balance June 30, 1921	\$ 13,919,986.83
Collections:	
July	7,032,651.23
August	4,533,801.49
September	3,657,480.92
October	2,318,835.00
November	3,025,422.53
December 1st to 14th, 1921	1,248,735.64

Disbursements

Varrants paid:		
July		5,664,634.55
August		4,571,227.42
September		3,507,337.47
October		4,032,854.59
November		4,216,311.07
December 1st to 14th, 1921		3,112,537.07
Balance Dec. 14, 1921		<u>10,331,911.67</u>
	\$ 35,536,813.84	\$ 35,536,813.84

Cash balance as shown above is made up as follows:

Currency	\$ 965.00	
Silver	30.68	
Checks	6,242.45	
Coupons cashed	376.46	
State Land Commis- sions paid	<u>1,276.64</u>	8,841.23
Balance in active banks		312,782.70
Balance in inactive banks		<u>9,510,267.74</u>
		\$ 10,331,911.67

Reconciliation of Bank Balances

Active Banks

American National Bank, St. Paul

Treasurer's balance Dec. 14, 1921		\$ 65,145.65
Bank's " " " "	\$ 55,960.51	
Check #1253 on First National Bank, Minneapolis	<u>662.03</u>	
	66,622.57	
Less Int. not charged by Treas. for Aug.-Sept.-Oct.-Nov. and Dec.	<u>1,476.92</u>	
	\$ 65,145.65	

First National Bank, St. Paul

Treasurer's balance Dec. 14, 1921		\$ 49,969.09
Bank's " " " "	\$ 55,424.73	
Loss:		
Int. not charged by Treas. for Aug.-Sept.-Oct.-Nov.	\$ 3,418.17	
Checks afloat - as per list	<u>37.47</u>	
	3,455.64	
	\$ 49,969.09	

Outstanding Checks Dec. 14, 1921

	<u>Number</u>	<u>Amount</u>
Rochester Hospital	22040	\$ 4.52
"	27765	1.16
"	27775	1.16
"	28060	.90
"	28062	.90
"	38070	1.80
"	49489	2.67
"	49675	6.00
"	49799	1.29
St. Peter	24173	3.34
"	26073	.30
Fergus Falls	36516	.29
"	47964	<u>10.64</u>
		\$ 37.47

Merchants National Bank, St. Paul

Treasurer's balance Dec. 14, 1921		61,206.03
Bank's " " " "		69,160.15
Loss:		
Int. not charged by Treas. for July. Aug.-Sept.-Oct.-Nov.	\$ 5,938.72	
Dividend Robbinsdale State Bank	1.60	
Checks afloat - on per list -	33,067.74	39,009.12
		<u>60,152.03</u>
Check #3698 withdrawal on Denver Farmers State Bank, returned on account of bank closing	1,050.00	
Checks returned on Robbinsdale State Bank	4.00	1,054.00
		<u>61,206.03</u>

Outstanding Checks Dec. 14, 1921

<u>Number</u>	<u>Amount</u>	<u>Number</u>	<u>Amount</u>	<u>Number</u>	<u>Amount</u>
University		29204	7.61	State Training School	
13253	.43	32774	5.67	20963	9.01
17102	3.45	35522	2.19	Industrial School	
Anoka Asylum		36341	4.12	1449	4.56
373	15.29	36321	1.10	5513	40.00
Rochester Hospital		37492	3.53	Game & Fish	
3296	1.96	40748	2.80	10330	50.00
3619	.30	42929	2.27	17305	10.08
3944	1.00	42930	3.34	Board of Control	
4308	.44	43700	1.32	4413	5.80
4914	.79	46525	7.59	Sanatorium for Consumption	
St. Peter Hospital		47440	499.63	484	12.00
17599	5.55	Duluth Normal School		3704	3.00
17926	23.00	4259	8.40	10612	55.00
17927	23.00	Moorehead Normal Sch.		15910	1.94
Soldier Relief		2069	3.00	Board of Health	
7194	42.00	3875 1/2	.30	9393	15.00
13780	12.00	5107	3.00	Live Stock San. Board	
16714	12.00	St. Cloud Normal Sch.		85	1.00
24846	16.00	5273	2.00	86	1.00
Grain Inspection		Winona Normal School		2894	22.50
22965	3.36	2545	2.50	6292	1.03
School for Blind		3129	.31	6324	5.70
9994	31.48	4973	2.00	8444	3.75
11797	10.90	11970	0.53	Oil Inspection	
School for Deaf		State Prison		2443	2.00
143	151.66	15457	4.35	7438	90.13
10704	.75	State Reformatory		8392	12.49
14719	1.30	14826	10.00	Fire Companies	
Sch. for Feeble Minded		24520	9.00	353	27.10
25869	11.33	24526	5.25	3566	40.92
26159	1.31	State Public Sch.		3954	8.14
26577	1.00	355	20.54	4334	54.31
28867	3.00	3141	.19	4452	31.93
		3364	20.00	4701	39.06
				4746	24.47
				5060	19.03

Number      Amount

Transfer Checks

2010	11,375.74	
2020	5,433.14	
2038	95.66	
2040	<u>14,560.13</u>	3 33,067.74

---

Capitol National Bank, St. Paul

Treasurer's balance Dec. 14, 1921			\$ 114,616.91
Bank's " " " "		\$ 120,688.72	
Less Int. not charged by Treas. for Aug.-Sept.-Oct.-Nov.-Dec.	\$ 5,542.75		
Checks afflost - as per list -	658.53		
Difference in transfer of Nat'l Bank of Commerce:			
Interest	\$ 2,166.57		
Outstanding Checks:-			
Sch. for Blind -			
18312     9.10			
16173     2.40	11.50		
Sch. for Bank -			
19144	208.33		
Sch. for E. L. -			
58068	.56		
58088	.55		
59160	.87		
59878	2.06		
	<u>2,390.63</u>	<u>8,568.81</u>	
		112,116.91	
Withdrawal recorded as from Capitol National Bank, through error. Should have been from inactive banks account		<u>2,500.00</u>	
		\$ 114,616.91	

Note

The outstanding checks listed above were outstanding at the time the Capitol National Bank of St. Paul and the National Bank of Commerce consolidated. Drawn on National Bank of Commerce.

Outstanding Checks, Dec. 14, 1921 - Cap. Nat'l Bank -

<u>Number</u>	<u>Amount</u>	<u>Number</u>	<u>Amount</u>	<u>Number</u>	<u>Amount</u>
<u>Deposit Service</u>		2001	2.00	8373	.88
169	1.50	2519	1.00	8400	.43
183	14.25	2707	4.00	8781	.60
443	12.00	2759	.75	8467	2.13
642	15.00	2821	2.75	6471	1.70
664	3.00	3258	4.00	7182	5.50
1396	2.00	3364	2.00	7670	1.87
1440	.75	4063	.88	7893	1.70
1441	1.50	4673	44.46	7947	7.02
1448	2.25	4731	2.55	8078	.68
1797	4.00	4974	1.87	8669	3.40
1798	4.00	5260	.85	8670	3.40
1799	2.00	5273	1.02	8970	.85
1800	6.00	5282	.85	9079	1.70

<u>Number</u>	<u>Amount</u>	<u>Number</u>	<u>Amount</u>	<u>Number</u>	<u>Amount</u>
9495	.85	19828	1.75	<u>Milk &amp; Food</u>	
9612	3.40	17603	2.40	6558	1.50
10206	.85	18699	1.50	<u>Public Examiner</u>	
10425	3.40	19306	2.50	3702	5.00
10635	1.02	19340	1.75	<u>Delights &amp; Measures</u>	
10655	.68	19672	2.40	515	.90
10665	.68	21268	.50	625	2.40
10670	.68	21270	.75	<u>Total</u>	<u>\$ 635.53</u>
10673	.68	21552	3.00		
10683	1.70	21631	6.75		
10686	.68	23910	2.00		
10704	1.36	24605	9.00		
10715	.85	24661	3.75		
10738	.85	<u>Highway Commission</u>			
10739	.85	7089	3.70		
10740	.85	<u>Bureau Immigration</u>			
10741	.85	1898	3.70		
10742	.85	2043	.80		
10743	.85	2259	6.60		
10744	.85	3067	.80		
10746	.85	4125	.32		
10747	.85	4353	2.50		
10748	.85	<u>Fire Marshal</u>			
10750	.85	1342	1.00		
10754	.85	1360	3.00		
10755	.85	2733	2.00		
10759	.85	2805	2.00		
10760	.85	3039	3.00		
10761	.85	4006	1.50		
10763	.85	5397	3.70		
10764	.85	5554	1.00		
10951	4.59	5769	2.00		
11184	.85	<u>Drainage Com.</u>			
11217	2.04	1701	3.50		
11429	.24	<u>Adjutant General</u>			
11435	.85	109	1.00		
11436	.85	7464	4.00		
11577	6.21	3733	25.00		
11596	.51	9774	.30		
11797	6.29	11545	36.00		
11842	.85	15147	24.00		
11865	.85	15583	8.00		
12225	1.02	16954	.38		
12481	7.14	16992	6.37		
13009	.51	18039	30.00		
13253	.60	18855	2.57		
13511	1.36	19462	4.32		
14066	3.57	20136	7.00		
14073	15.13	21245	64.50		
15297	2.00	21301	46.00		
15714	3.00	<u>Ed. of Education</u>			
15722	1.00	979	20.00		



First National Bank, Minneapolis

Treasurer's balance Dec. 14, 1921 \$ 221,309.86  
 Bank's " " " " \$ 255,075.39  
 Credit to N. W. Nat'l Bank,  
 Mpls. should have been  
 First Nat'l Bank, Mpls. \$ 75,350.00  
 Credit to First Nat'l Bank,  
 Mpls. should have been to  
 N. W. Nat'l Bank, Mpls. 59,072.49  
 17,777.51  
 Check #9329 dated Dec. 14,  
 1921 paid by bank Dec. 16,  
 1921 1,050.00  
 Int. not charged by Treas.  
 Aug., Sept., Oct., Nov., Dec. 4,533.22  
 Deposit in transit 5,745.63  
 Checks collect - as per list - 5,665.17  
 34,776.53  
 218,299.36  
 Deposit July 23, 1920, credit  
 to wrong account 5,010.50  
 221,309.86

Outstanding Checks Dec. 14, 1921

<u>Number</u>	<u>Amount</u>	<u>Number</u>	<u>Amount</u>	<u>Number</u>	<u>Amount</u>
29503	4.00	97640	17.25	151133	1.05
33703	.01	97879	24.15	153313	.33
35740	25.43	98657	.37	158354	.15
39913	1.01	102206	9.08	164853	1.65
40025	29.00	102276	10.00	168276	.60
45273	.45	104867	.80	174813	65.00
47641	7.03	106614	.10	181637	.23
48373	.60	109537	.45	186155	4.29
48796	2.54	112444	0.29	186437	18.00
53146	7.50	113567	.15	193490	4.50
56052	.35	113592	.30	196526	.15
56054	.35	115719	.23	198592	2.50
56546	90.00	115824	.20	203904	.30
58309	1.06	116332	.45	213946	320.50
63926	.53	121410	3.00	216198	4.00
69364	.74	121649	4.50	216559	.10
72562	7.80	126303	1.00	217722	2.29
72695	3.50	129099	3.00	235392	47.36
73724	7.25	129337	2.10	237405	3.20
74743	10.00	129393	.50	1279	121.65
75526	1.25	129410	.80	1233	662.06
76250	15.00	132161	1.12	1244	3,745.24
89609	33.20	134406	.10	1259	275.50
89905	5.00	145103	.20		
					<u>5,665.17</u>

Northwestern National Bank, Minneapolis

Treasurer's balance Dec. 14, 1921		\$ 82,186.32
Bank's " " " "	\$ 45,670.56	
Credit to N. W. Nat'l Bank, Epls, should have been to First Nat'l Bank, Epls. \$ 76,350.00		
Credit to First Nat'l Bank, Epls, should have been to N. W. Nat'l Bank, Epls. 59,072.49		
	<u>17,777.51</u>	
Check #1261 paid by bank Dec. 14, 1921 but charged by Treas. Dec. 15, 1921 22,268.80		
		<u>40,046.31</u>
		85,716.87
Less -		
Int. not charged by Treas. for Aug. Sept. Oct. Nov. and Dec. 1921 3,247.03		
Checks affect - as per list - 283.52		
		<u>3,530.55</u>
		\$ 82,186.32

Outstanding Checks Dec. 14, 1921

	<u>Number</u>	<u>Amount</u>
Grain Inspection		\$ 2.10
Soldiers' Relief	38523	9.00
" "	39232	15.00
" "	43148	6.00
" "	44889	24.00
" "	47656	12.00
Soldiers' Home Board	16026	10.00
	16854	103.32
	18369	7.10
		<u>203.52</u>

Midland National Bank, Minneapolis

Treasurer's balance Dec. 14, 1921		\$ 92,807.19
Bank's " " " "	\$ 98,822.10	
Transfer check #9245 for collection	<u>2,050.00</u>	
	95,872.10	
Less Int. not charged by Treas. for Aug.-Sept.-Oct.-Nov. and Dec. 1921	<u>3,064.91</u>	
	\$ 92,807.19	

Mercantile State Bank, Minneapolis

Treasurer's balance Dec. 14, 1921		\$ 51,815.03
Bank's " " " "	\$ 49,037.80	
Checks Nos. 1229, 1244, 1259 on First Nat'l Bank, Mpls.	<u>4,182.39</u>	
	53,220.19	
Less Int. not charged by Treas. for Aug.-Sept.-Oct.-Nov.	\$ 1,312.66	
Checks afloat	<u>92.50</u>	
	1,405.16	
	\$ 51,815.03	

First National Bank, Duluth

Treasurer's balance Dec. 14, 1921		\$ 73,726.62
Bank's " " " "	\$ 75,520.01	
Outstanding check #375	<u>1,793.39</u>	
	\$ 73,726.62	

The First National Bank of Duluth account  
was transferred to the Northern National  
Bank of Duluth on Aug. 13, 1921.  
The Northern National Bank has not credited  
interest up to Dec. 14, 1921.

Total \$ 812,732.70

Inactive Banks

<u>Bank</u>	<u>Treasurer's Balance</u>	<u>3rd Quarter Interest</u>	<u>Bank's Balance</u>
<u>St. Paul</u>			
Central Metropolitan	\$ 150,117.55	\$ 1,303.17	\$ 150,117.55
Central Trust & Savings	49,000.00	206.76	49,000.00
Citizens State	7,984.90		7,984.90
City	9,755.50	86.07x	9,541.57
Commercial State	9,569.94	84.43	9,569.94
Cosmopolitan State	7,935.39	70.01	7,935.39
Daytone Bluff State	6,264.26	55.27	6,264.26
East Side State	7,946.74	70.11	7,946.74
Farmers & Merchants State	9,642.19	85.07x	9,727.26
Great Northern State	8,100.35	71.47	8,100.35
Interurban State	4,381.83	38.66x	4,420.49
Liberty State	9,674.09		9,674.09
Merchants Trust & Savings	99,857.01	881.02x	100,738.03
Minnesota Transfer State	20,137.27	177.67	20,137.27
Lounds Park State	8,154.79	71.95	8,154.79
National Exchange	79,442.47	700.91x	80,143.38
Payne Avenue State	25,764.16		25,764.16
Peoples Bank	83,004.21	732.35x	83,736.54
Produce Exchange	8,876.19	78.31	8,876.19
Ramsey County State	39,623.36	302.84x	39,926.20
St. Anthony Park State	8,184.41	72.21	8,184.41
St. Paul State	9,775.77	86.25	9,775.77
St. Paul Trust & Savings	85,043.16	542.22	85,043.16
Snelling State	18,197.26	160.55x	18,357.81
Security State	7,789.11	68.72	7,789.11
Twin Cities National	32,295.35	264.96	32,295.35
Western State	4,016.65	55.44	4,016.65
<u>South St. Paul</u>			
Drivers State	20,768.84	183.24x	20,952.08
Exchange State	36,324.13	315.21	36,324.13
Live Stock State	12,431.79	109.66x	12,541.47
Stock Yards National	40,081.33	353.63x	40,434.96
<u>Minneapolis</u>			
Calhoun Park State	11,405.16	100.62x	11,505.78
Camden Park State	7,959.13	70.22x	8,029.40
Central State	20,146.21	177.94x	20,324.15
Chicago-Lake State	7,933.16	69.99	7,933.16
Citizens State	9,883.15	84.55x	9,667.70
Continental State	40,527.87		40,527.87
East Hennepin State	20,813.08	185.63	20,813.08
Exchange State	20,895.10	181.71x	20,776.81
Fidelity State	7,928.23	69.95	7,928.23
Fourth Avenue State	12,257.45	108.10x	12,360.55
Gateway State	20,570.66	181.49	20,570.66
Harriet State	4,362.15		4,362.15

<u>Bank</u>	<u>Treasurer's Balance</u>	<u>3rd Quarter Interest</u>	<u>Bank's Balance</u>
<u>Minneapolis, Cont'd</u>			
Industrial State	12,125.68	98.05	12,125.68
Lake Street State	9,785.32	36.33x	9,821.65
Liberty State	20,706.66		20,706.66
Lincoln Trust & Savings	40,191.80	354.60x	40,546.40
Market State	4,779.84	42.17	4,779.84
Merchants & Manufacturers St.	24,202.30	213.53	24,202.30
American State	9,043.16		9,043.16
Metropolitan National	95,714.29	797.09x	94,511.38
Mill City State	7,689.19	67.84x	7,757.03
Minneapolis National	53,386.49	471.02	53,386.49
Minneapolis Trust Co.	79,798.84	704.01x	80,502.85
Minnehaha State	7,924.00	69.91x	7,993.91
Mokomis State	7,957.46	70.22x	8,027.68
Northeast State	20,246.73	178.63x	20,425.36
Northern State	7,855.82	69.31	
North Side State	19,968.87	176.18	19,968.87
Penn Avenue State	8,186.60	72.23	8,186.60
Republic State	20,241.28	178.58	20,241.28
St. Anthony Falls Bank	90,112.93	795.05x	90,908.03
State Deposit Bank	37,254.36	312.86x	37,567.22
Bankers National	83,112.12	733.29x	83,845.40
The Lincoln National	93,429.52	758.14	93,429.52
Millers & Traders State	16,021.51	141.35x	16,162.86
Minnesota Loan & Trust Co.	89,960.40	793.70x	90,754.10
North American	41,119.59	362.72x	41,482.31
State Bank of Commerce	11,748.33	103.65x	11,851.98
Union State	43,339.59		43,339.59
University State	21,119.17	186.33	21,119.17
Wells-Dickey Trust Co.	78,082.52	688.93x	78,771.45
Twenty-sixth St. State	9,728.74	85.83	9,728.74
<u>Ada</u>			
Farmers & Merchants State	10,582.14		10,582.14
First State	8,710.29		8,710.29
Ada National	8,929.36	99.32x	8,928.68
First National	10,299.69	112.81	10,299.69
<u>Adams</u>			
Farmers State	3,384.96		3,384.96
First National	10,466.62	118.62x	10,585.24
<u>Adrian</u>			
Adrian State	10,299.17		10,299.17
First National	6,810.13		6,810.13
<u>Afton</u>			
Citizens State	3,465.16	33.42	3,465.16
<u>Aitkin</u>			
National	8,653.86		8,653.86
Farmers National	9,172.30		9,172.30
<u>Akeley</u>			
State Bank of Akeley	3,334.63		3,334.63
<u>Albany</u>			
First State Bank	9,000.00		9,000.00

<u>Bank</u>	<u>Treasurer's Balance</u>	<u>3rd Quarter Interest</u>	<u>Bank's Balance</u>
<u>Alberta</u>			
Alberta State	3,648.95	43.20	3,648.95
<u>Albert Lea</u>			
Albert Lea State	17,270.40		17,270.40
Citizens National	17,197.25		17,197.25
First National	9,403.00		9,403.00
Freeborn County State	6,698.32		6,698.32
<u>Alden</u>			
First National	10,850.00		10,850.00
<u>Aldrich</u>			
First State	3,399.02		3,399.02
<u>Alexandria</u>			
Douglas County State	8,438.75	94.99	8,438.75
Park Region State	3,011.22		3,011.22
Farmers National	13,995.32		13,995.32
First National	8,724.45	98.34	8,724.45
<u>Almeta</u>			
Almeta State	3,379.30		3,379.30
<u>Alvarado</u>			
State Bank of Alvarado	10,102.38		10,102.38
<u>Amboy</u>			
Minnesota State	2,500.00		2,500.00
<u>Angus</u>			
Farmers State	3,532.60	38.40	3,532.60
<u>Annandale</u>			
Citizens State	3,619.25		3,619.25
<u>Anoka</u>			
Farmers State	8,528.22	90.39	8,528.22
State Bank of Anoka	6,750.00		6,750.00
<u>Appleton</u>			
Appleton State	4,891.51		4,891.51
First National	5,103.65		5,103.65
<u>Arzyle</u>			
Citizens State	3,957.33		3,957.33
Farmers & Merchants	6,394.08		6,394.08
First National	18,563.95		18,563.95
<u>Ashby</u>			
First State	7,205.54		7,205.54
Farmers State	3,277.22	35.17	3,277.22
<u>Asheron</u>			
Asheron State	2,333.64	27.65	2,333.64
<u>Ashby</u>			
First State	3,355.75	38.60	3,355.75
<u>Atwater</u>			
First National	6,327.00		6,327.00
<u>Audubon</u>			
Farmers State	4,331.71	56.37	4,331.71
State Bank of Audubon	4,772.78	55.57	4,772.78
<u>Augusta - P. O. Cheska</u>			
State Bank of Augusta	3,456.70		3,456.70

<u>Bank</u>	<u>Treasurer's Balance</u>	<u>3rd Quarter Interest</u>	<u>Bank's Balance</u>
<u>Aurora</u> First National	6,431.41		6,431.41
<u>Austin</u> Austin National	14,328.25		14,328.25
Farmers & Merchants State	17,072.74		17,072.74
<u>Avoca</u> First National	6,750.00		6,750.00
<u>Backus</u> Backus State	3,371.27		3,371.27
<u>Badger</u> First State	3,357.42	33.35	3,357.42
Scandinavian-American State	3,362.59	33.43	3,362.59
<u>Barley</u> Clearwater State	3,365.19	33.35	3,365.19
First National	8,646.48		8,646.48
<u>Belton</u> First State	8,120.00	94.04x	8,214.04
First National	6,847.04	57.53	6,847.04
<u>Barnesville</u> Citizens State	8,426.55	96.04	8,426.55
Farmers National	4,522.52		4,522.52
First National	7,072.23		7,072.23
<u>Barnum</u> First National	3,332.25		3,332.25
<u>Barratt</u> Citizens State	3,353.25		3,353.25
Farmers State	3,330.75		3,330.75
<u>Battle Lake</u> First State	4,711.87		4,711.87
<u>Baudette</u> Security State	12,202.21		12,202.21
First National	6,676.52		6,676.52
<u>Beardsley</u> Citizens State	3,364.89		3,364.89
First National	6,647.72		6,647.72
<u>Beaver Creek</u> Beaver Creek State	3,391.67	38.00x	3,429.67
<u>Becker</u> State Bank of Becker	6,675.33		6,675.33
<u>Belgrade</u> State Bank of Belgrade	4,959.20		4,959.20
<u>Bellechester</u> Farmers State	3,525.22		3,525.22
<u>Belle Plaine</u> First National	8,440.26	96.02x	8,536.28
State Bank	6,678.01		6,678.01

<u>Bank</u>	<u>Treasurer's Balance</u>	<u>3rd Quarter Interest</u>	<u>Bank's Balance</u>
<u>Bellingham</u>			
Bellingham State	6,637.29	76.01x	6,713.30
Farmers State	3,362.46		3,362.46
<u>Beltzow</u>			
First State	7,100.00		7,100.00
<u>Belview</u>			
Farmers State	6,730.67	57.59	6,730.67
State Bank of Belview	10,211.73	115.74	10,211.73
<u>Bemidji</u>			
Farmers State	8,294.22		8,294.22
Security State	11,045.74		11,045.74
Northern National	10,474.51	117.30x	10,591.61
<u>Benson</u>			
Security State	17,205.75		17,205.75
Swift County	16,377.06		16,377.06
First National	9,163.59		9,163.59
<u>Beroun</u>			
State Bank of Beroun	3,341.23	38.43	3,341.23
<u>Bertha</u>			
First National	5,264.14	60.53x	5,324.67
<u>Bethel</u>			
State Bank	6,600.66	72.15x	6,678.81
<u>Bigelow</u>			
State Bank	2,500.00		2,500.00
<u>Big Falls</u>			
First State	3,391.87		3,391.87
<u>Big Lake</u>			
Big Lake Farmers State	6,160.64		6,160.64xxxx
First National	6,600.49		6,600.49
<u>Bird Island</u>			
Renville County State	17,900.43		17,900.43
State Bank	5,093.92		5,093.92
<u>Biwabik</u>			
First National	6,553.80		6,553.80
<u>Bixby</u>			
State Bank of Bixby	3,627.93		3,627.93
<u>Blackduck</u>			
Blackduck State	3,450.02		3,450.02
First National	3,145.55		3,145.55
<u>Blakeley</u>			
Farmers State	3,210.37		3,210.37
<u>Blooming Prairie</u>			
Farmers & Merchants State	15,000.00		15,000.00
First National	17,237.43		17,237.43
<u>Bluffton</u>			
State Bank	3,283.65	36.57x	3,283.65
<u>Bongards</u>			
Farmers State	3,300.02		3,300.02



<u>Bank</u>	<u>Treasurer's Balance</u>	<u>3rd Quarter Interest</u>	<u>Bank's Balance</u>
<u>Merun</u> Security State	3,397.23	38.83x	3,426.06
<u>Lovey</u> First National	3,388.11	98.56	3,388.11
<u>Lowlus</u> Morrisson County State	4,054.60		4,054.60
<u>Boyd</u> First State	4,900.76	55.40	4,900.76
<u>Braham</u> Braham State First National	3,430.31 3,662.96		3,430.31 3,662.96
<u>Brainard</u> Citizens State First National	6,377.33 20,598.55	68.05	6,377.33 20,598.55
<u>Brandon</u> Farmers State First National	3,250.00 3,628.33		3,250.00 3,628.33
<u>Breckenridge</u> Breckenridge National First National	3,355.17 10,113.02	116.53x	3,355.17 10,229.55
<u>Brewster</u> Brewster State First National	6,744.81 7,310.24	76.36x	6,821.17 7,310.24
<u>Bricelyn</u> First National	5,732.08		5,732.08
<u>Bronson</u> Bronson State Farmers State	6,358.63 2,990.32	69.08	6,358.63 2,990.32
<u>Brook Park</u> Brook Park State	3,544.39		3,544.39
<u>Brooten</u> Farmers State	3,368.43	42.70x	3,411.13
<u>Browerville</u> Browerville State First National	3,369.75 3,600.13	33.63	3,369.75 3,600.13
<u>Brownsdale</u> State Bank of Brownsdale	3,315.41		3,315.41
<u>Brown Valley</u> Brown Valley State First National	10,106.75 7,321.76		10,106.75 7,321.76
<u>Brownton S</u> Brownton State First State	4,500.00 9,352.88		4,500.00 9,352.88
<u>Brushvale</u> Brushvale State	1,414.76		1,414.76
<u>Buckman</u> Buckman State	3,313.52	37.70	3,313.52
<u>Buffalo</u> State Bank First National	6,243.86 3,918.73	47.35x	6,243.86 3,964.08

<u>Bank</u>	<u>Treasurer's Balance</u>	<u>3rd Quarter Interest</u>	<u>Bank's Balance</u>
<u>Buffalo Lake</u> Farmers State	3,373.73		3,373.73
<u>Burtrum</u> First State	3,392.03	33.37	3,392.03
<u>Byron</u> State Bank	3,350.00	13.99	3,350.00
<u>Caledonia</u> First National	3,323.03		3,323.03
<u>Callaway</u> Citizens State	3,350.00	35.02x	3,350.00
<u>Cambridge</u> First State	3,355.34		3,355.34
Isanti County State	3,001.73		3,001.73
<u>Campbell</u> First National	3,313.31		3,313.31
<u>Canby</u> Bank of Canby	10,311.70		10,311.70
<u>Cannon Falls</u> Citizens State	20,246.21		20,246.21
<u>Carlisle</u> Farmers State	3,347.73		3,347.73
<u>Carson</u> First State	3,297.93		3,297.93
<u>Carlton</u> First National	4,457.03		4,457.03
<u>Casa Lake</u> Casa County State	4,527.25	33.02x	4,527.25
First National	3,129.54		3,129.54
<u>Castle Rock</u> First State	3,437.10		3,437.10
<u>Center City</u> Chicago County State	24,201.21		24,201.21
<u>Ceylon</u> State Bank of Ceylon	10,096.33		10,096.33
First National	6,753.67		6,753.67
<u>Champlin</u> First State	3,390.44		3,390.44
<u>Chandler</u> State Bank	3,353.74	33.06	3,353.74
<u>Chambers</u> State Bank	2,954.32		2,954.32
<u>Charles</u> First National	3,939.54		3,939.54
<u>Chatfield</u> First State	3,415.99		3,415.99

<u>Bank</u>	<u>Treasurer's Balance</u>	<u>3rd Quarter Interest</u>	<u>Bank's Balance</u>
<u>Chicago City</u> Farmers State	\$ 7,042.64		\$ 7,042.64
<u>Chisholm</u> Chisholm State	8,419.67	98.34x	8,518.01
First National	8,501.23		8,501.23
<u>Clara City</u> Citizens State	5,000.00		5,000.00
Clara City State	7,852.59	89.06	7,852.59
<u>Claremont</u> Farmers State	3,349.67	37.54	3,349.67
State Bank of Claremont	5,026.81		5,026.81
<u>Clarissa</u> Farmers State	4,500.00		4,500.00
<u>Clarkfield</u> Citizens State	6,566.71		6,566.71
Clarkfield State	16,469.56		16,469.56
Farmers & Merchants State	7,500.00		7,500.00
<u>Clarks Grove</u> State Bank of Clarks Grove	3,207.29		3,207.29
<u>Clearbrook</u> First State	5,134.60		5,134.60
First National	6,492.04		6,492.04
<u>Clear Lake</u> First State	3,133.13		3,133.13
<u>Cleveland</u> First State	9,212.46		9,212.46
<u>Clina</u> Farmers State	3,375.73	38.73	3,375.73
State Bank	3,654.70		3,654.70
<u>Clinton</u> Clinson State	3,645.99		3,645.99
First National	6,576.71		6,576.71
<u>Citlerell</u> First State	3,354.14		3,354.14
<u>Clontarf</u> Farmers State	3,380.00	30.64x	3,380.64
<u>Clouet</u> Northwestern State	10,164.65		10,164.65
<u>Cokato</u> Citizens State	4,283.01		4,283.01
<u>Calumet</u> Merchants & Miners State	3,371.50		3,371.50
<u>Coloma</u> Citizens State	3,335.60		3,335.60
St. to Bank	13,197.53	149.71	13,197.53
<u>Conroy</u> Farmers State	3,418.95		3,418.95
First State	3,684.57		3,684.57

<u>Bank</u>	<u>Treasurer's Balance</u>	<u>3rd Quarter Interest</u>	<u>Bank's Balance</u>
<u>Comstock</u>			
Comstock State	3,300.07		3,300.07
<u>Cook</u>			
Farmers & Merchants State	2,870.08		2,870.08
First State	3,253.01	37.64x	3,290.65
<u>Correll</u>			
Farmers & Merchants State	6,800.76		6,800.76xxxx
<u>Cottonwood</u>			
Cottonwood State	4,500.00		4,500.00
First National	6,377.86		6,377.86
<u>Courtland</u>			
Courtland State	3,332.14	37.84x	3,370.98
<u>Crockston</u>			
Crockston State	13,795.25	157.50	13,795.25
Polk County State	6,870.18		6,870.18
Scandia American	13,454.05		13,454.05
Merchants National	20,832.03	240.37	20,832.03
<u>Crosby</u>			
First State	3,369.63	38.20	3,369.63
<u>Currie</u>			
Farmers State	5,500.00		5,500.00
<u>Cushing</u>			
Farmers State	1,203.45	10.62x	1,214.07
<u>Cyrus</u>			
Farmers State	3,590.46		3,590.46
State Bank of Cyrus	5,181.31		5,181.31
<u>Dalbo</u>			
State Bank of Dalbo	3,503.07		3,503.07
<u>Dalton</u>			
Farmers & Merchants State	4,357.19		4,357.19
First State	3,362.02		3,362.02
<u>Danvers</u>			
Danvers Farmers State	4,165.89		4,165.89xxxx
<u>Dassel</u>			
Bank of Dassel	20,004.32		20,004.32
<u>Dawson</u>			
Bank of Dawson	19,846.72		19,846.72
Farmers & Merchants State	6,750.00		6,750.00
First National	10,142.42		10,142.42
<u>Dayton</u>			
First State	3,633.40		3,633.40
<u>Deer Creek</u>			
Farmers State	6,747.93	45.53	6,747.93
First National	3,314.46		3,314.46
<u>Deer River</u>			
First National	6,590.87	75.60	6,590.87

<u>Bank</u>	<u>Treasurer's Balance</u>	<u>3rd Quarter Interest</u>	<u>Bank's Bal. Due</u>
<u>Delavan</u> Farmers State	3,333.73		3,333.73
<u>Delhi</u> Farmers & Merchants State	3,708.54		3,708.54
<u>Dent</u> Farmers State	4,902.93		4,902.93
<u>Detroit</u> Detroit State	8,353.77	92.59	8,353.77
Security State	6,679.91		6,679.91
First National	6,611.11	75.76	6,611.11
Merchants National	8,073.80		8,073.80
<u>Dexter</u> First State	3,325.11	36.04	3,325.11
<u>Dodge Center</u> First National	6,570.53		6,570.53
Merchants National	9,349.54		9,349.54
<u>Donaldson</u> State Bank of Donaldson	3,373.90	30.47x	3,373.90
<u>Donnelly</u> State Bank of Donnelly	4,430.45	52.32	4,430.45
<u>Doran</u> State Bank of Doran	2,930.68	34.74x	2,930.68
<u>Douglas</u> Douglas State	2,525.55		2,525.55xxxx
<u>Dover</u> First State	3,355.33		3,355.33
<u>Dovey</u> State Bank of Dovey	8,361.91		8,361.91
<u>Duluth</u> Bank of Commerce & Savings Inc	31,525.44	370.78	31,525.44
Central State	7,611.34		7,611.34
Citizens State	7,069.53		7,069.53
Duluth State	34,666.29	234.31x	34,666.29
Home State	7,554.68		7,554.68
Minnesota National	63,750.00		63,750.00
Park State - Morgan Park -	16,547.58		16,547.58
Peoples State	5,901.56		5,901.56
St. Louis County State	20,826.58		20,826.58
Western State	14,997.33		14,997.33
<u>New Duluth</u> First State	9,000.00		9,000.00
<u>Nunda</u> Nunda State	3,350.00		3,350.00
<u>Nunda</u> State Bank of Nunda	3,703.75		3,703.75
<u>Nunnell</u> First National	9,000.00		9,000.00

<u>Bank</u>	<u>Treasurer's Balance</u>	<u>3rd quarter Interest</u>	<u>Bank's Balance</u>
<u>Maple Bend</u>			
First National	4,735.41		4,735.41
<u>Eagle Lake</u>			
State Bank	3,367.43	33.56	3,367.43
<u>East Chain</u>			
East Chain State	4,101.29		4,101.29
<u>Benton</u>			
Benton State	6,371.53		6,371.53
Farmers State	6,992.16		6,992.16
<u>Men Valley</u>			
State Bank	4,710.55		4,710.55
<u>Edgerton</u>			
Security State	7,100.62		7,100.62
State Bank of Edgerton	3,233.45		3,233.45
<u>Elbow Lake</u>			
Bank of Elbow Lake	6,623.51	74.66 x	6,703.17
First National	3,173.92		3,173.92
<u>Eldred</u>			
State Bank	3,363.43		3,363.43
<u>Elgin</u>			
First State	4,071.73		4,071.73
<u>Elko</u>			
Elko State	3,686.35		3,686.35
<u>Elk River</u>			
Bank of Elk River	9,754.33		9,754.33
First National	5,679.97		5,679.97
<u>Elkton</u>			
Farmers State	3,359.29		3,359.29
<u>Ellendale</u>			
Ellendale State	3,331.37		3,331.37
Security State	6,605.60		6,605.60
<u>Elmore</u>			
Farmers State	6,601.69		6,601.69
First National	6,793.95		6,793.95
<u>Ely</u>			
First State	6,344.13		6,344.13
<u>Emmons</u>			
First National	3,294.22		3,294.22
<u>Erskine</u>			
State Bank of Erskine	3,372.23		3,372.23
First National	7,931.70		7,931.70
<u>Evansville</u>			
Evansville State	3,035.19		3,035.19
<u>Eveleth</u>			
Peoples State	3,100.52		3,100.52
The Lincoln National	3,343.53		3,343.53
<u>Evota</u>			
Farmers State	4,331.50		4,331.50

<u>Bank</u>	<u>Treasurer's Balance</u>	<u>3rd Quarter Interest</u>	<u>Bank's Balance</u>
<u>Hairfax</u>			
Citizens State State Bank	0 6,763.26 0		0 6,763.26
	0,811.91		0,811.91
<u>Hairmont</u>			
First National	33,237.70		33,237.70
Martin County National	27,737.08		27,737.08
Citizens National	7,502.30		7,502.30
Hairmont National	9,014.67		9,014.67
<u>Harribault</u>			
Citizens National	7,282.38		7,282.38
Harribault State	12,903.42		12,903.42
Farmers & Merchants State	12,944.11		12,944.11
Security National	38,060.71		38,060.71
<u>Harrington</u>			
Harrington State	4,725.76		4,725.76
First National	3,157.15		3,157.15
<u>Hartwell</u>			
Hartwell State	3,364.96		3,364.96
<u>Herkon Falls</u>			
American State	17,403.42		17,403.42
Farmers & Merchants State	12,900.35		12,900.35
Herkon Falls National	31,459.36		31,459.36
First State	10,500.00	103.37	10,500.00
Guaranty Trust Co. & Savings	5,623.05		5,623.05 xxxxxx
First National	34,499.34		34,499.34
<u>Hertile</u>			
Farmers State	7,137.40		10,037.40
First State	11,289.02		3,409.02
<u>Hinleyson</u>			
First State	3,450.02		3,450.02
<u>Hisher</u>			
Bank of Hisher	3,353.92		3,353.92
Red River Valley State	2,897.32		2,897.32
<u>Honeburg</u>			
First State	3,357.53		3,357.53
<u>Hon</u>			
Farmers State	3,317.43		3,317.43
<u>Hoodwood</u>			
First State	4,751.04		4,751.04
<u>Florence</u>			
State Bank of Florence	3,355.17		3,355.17
<u>Foley</u>			
State Bank of Foley	3,410.16		3,410.16
First National	3,643.09		3,643.09
<u>Forest Lake</u>			
First National	3,337.30		3,337.30
Forest Lake State	3,360.64		3,360.64

<u>Bank</u>	<u>Treasurer's Balance</u>	<u>3rd Quarter Interest</u>	<u>Bank's Balance</u>
<u>Fort Ripley</u>	\$	\$	\$
Fort Ripley State	3,381.76		3,381.76
<u>Hampton</u>			
Farmers State	5,358.99	61.72	5,358.99
First National	9,007.54		9,007.54
<u>Fountain</u>			
First State	3,370.73		3,370.73
<u>Boxhome</u>			
State Bank	3,360.64		3,360.64
<u>Franklin</u>			
Citizens State	5,533.62		5,533.62
State Bank of Franklin	4,793.62		4,793.62
<u>Freeport</u>			
Citizens State Bank	2,937.66		2,937.66
First National	6,455.51		6,455.51
<u>Freeborn</u>			
First State	3,370.13		3,370.13
<u>Freeport</u>			
Freeport State	3,359.45		3,359.45
<u>Fulda</u>			
Citizens State	6,677.51		6,677.51
First National	1,813.24		1,813.24
<u>Gary</u>			
Farmers State	3,386.89		3,386.89
<u>Gaylord</u>			
Citizens State	6,578.51		6,578.51
First State	4,333.00		4,333.00
<u>Geneva</u>			
Geneva State	3,331.69		3,331.69
<u>Genola</u>			
First State	2,804.33		2,804.33
<u>Gentilly</u>			
Farmers State	3,360.82		3,360.82
<u>Georgetown</u>			
State Bank of Georgetown	3,394.35		3,394.35
<u>Georgetown</u>			
Farmers State	2,610.94		2,610.94
<u>Chert</u>			
Farmers State	12,002.30		12,002.30
First State	6,453.53		6,453.53
<u>Gibbon</u>			
Citizens State	4,076.06		4,076.06
State Bank	3,978.20		3,978.20xxxx
<u>Gilbert</u>			
First National	6,501.53		6,501.53
<u>Gilman</u>			
First State Bank of Gilman Inc.	3,370.73		3,370.73



<u>Bank</u>	<u>Treasurer's Balance</u>	<u>3rd Quarter Interest</u>	<u>Bank's Balance</u>
<u>Glencoe</u>			
First National	14,118.34		14,118.34
<u>Glenville</u>			
Citizens State	3,326.13		3,326.13
First State	3,338.38		3,338.38
<u>Glenwood</u>			
Glenwood State	6,626.97		6,626.97
Pope County State	6,735.93		6,735.93
First National	6,694.66		6,694.66
<u>Glyndon</u>			
Farmers State Bank, Inc.	3,355.24		3,355.24
<u>Gonyak</u>			
Farmers State	3,509.99		3,509.99
First National	5,290.11		5,290.11
<u>Goodhue</u>			
First National	6,735.63		6,735.63
<u>Goodridge</u>			
Farmers State	4,619.43		4,619.43
Goodridge State	4,840.58		4,840.58
<u>Good Thunder</u>			
First National	7,537.40		7,537.40
State Bank	6,690.23	76.29x	6,766.62
<u>Graceton</u>			
Graceton Farmers State	3,343.56		3,343.56
<u>Graceville</u>			
Graceville State	16,632.85		16,632.85
Big Stone County	8,734.88		8,734.88
First National	8,191.70		8,191.70
<u>Grand Marais</u>			
Cook County State	7,008.17		7,008.17
Grand Marais State	7,431.73		7,431.73
<u>Grand Meadow</u>			
Exchange State	9,267.06		9,267.06
First National	8,435.60		8,435.60
<u>Grand Rapids</u>			
Security State	6,692.26		6,692.26
First National	13,004.00		13,004.00
<u>Grandy</u>			
State Bank of Grandy	3,334.39		3,334.39
<u>Granite Falls</u>			
First National	8,283.76		8,283.76
Granite Falls Bank	6,619.92	76.15	6,619.92
Yellow Medicine County	4,823.83		4,823.83
<u>Grasston</u>			
First State	3,673.23		3,673.23
<u>Greenbush</u>			
Farmers & Merchants State	4,400.91		4,400.91
State Bank of Greenbush	3,533.43		3,533.43
<u>Green Isle</u>			
Citizens State	3,350.00		3,350.00

<u>Bank</u>	<u>Treasurer's Balance</u>	<u>3rd Quarter Interest</u>	<u>Bank's Balance</u>
<u>Green Valley</u> Farmers State	3,998.35		3,998.35
<u>Greenwald</u> State Bank of Greenwald	4,079.03		4,079.03
<u>Grey Eagle</u> Farmers State	4,975.91		4,975.91
First National	7,398.18		7,398.18
<u>Groningen</u> Groningen State Bank	3,531.59		3,531.59
<u>Gryala</u> State Bank	3,702.47		3,702.47
<u>Bully</u> First State	3,382.25		3,382.25
<u>Guthrie</u> Farmers State	3,337.23		3,337.23
<u>Hackensack</u> Hackensack State	3,565.17		3,565.17
<u>Hallock</u> Kittson County State	10,047.85	113.03	10,047.85
First National	5,105.50		5,105.50
<u>Halma</u> Halma State	3,348.48		3,348.48
<u>Halstad</u> State Bank of Halstad	5,038.33		5,038.33
First National	4,509.80		4,509.80
<u>Hamburg</u> State Bank	6,485.10		6,485.10
<u>Hammond</u> Farmers State	3,347.58		3,347.58
<u>Hampton</u> Farmers & Merchants State	5,000.00		5,000.00
State Bank	4,518.18		4,518.18
<u>Hanley Falls</u> Farmers State	4,174.49		4,174.49
First State	6,708.49		6,708.49
<u>Hanska</u> First National	8,277.76		8,277.76
State	10,464.73		10,464.73
<u>Hardwick</u> Security State	3,004.32		3,004.32
Farmers State	4,500.00		4,500.00
<u>Harris</u> State Bank	13,850.27		13,850.27
<u>Hartland</u> State Bank	3,905.81		3,905.81

<u>Bank</u>	<u>Treasurer's Balance</u>	<u>3rd quarter Interest</u>	<u>Bank's Balance</u>
<u>Hastings</u>			
Merchants & Farmers	\$ 8,287.62	\$	\$ 8,287.62
Hastings National	16,673.41		16,673.41
<u>Hatfield</u>			
Farmers State	2,831.48		2,831.48
<u>Hawick</u>			
Hawick State	2,603.72		2,603.72
<u>Hawley</u>			
First National	6,586.13	75.37	6,586.13
<u>Hayfield</u>			
Citizens State	4,873.40		4,873.40
Farmers State	6,812.93		6,812.93
<u>Hayward</u>			
Farmers State	3,350.00		3,350.00
<u>Hazel</u>			
Citizens State	3,381.07		3,381.07
<u>Hector</u>			
Farmers & Merchants State	6,683.42		6,683.42
<u>Henderson</u>			
Farmers & Merchants State	4,850.00		4,850.00
<u>Hendricks</u>			
Farmers National	4,507.47		4,507.47
First National	6,448.43		6,448.43
<u>Hendrum</u>			
Farmers State	5,000.00		5,000.00
State Bank of Hendrum	6,567.78		6,567.78
<u>Henriette</u>			
First State	4,931.67		4,931.67
<u>Herman</u>			
First National	8,314.42		8,314.42
Grant County State	8,510.79	72.50x	8,583.29
<u>Heron Lake</u>			
Farmers State	9,315.51		9,315.51
First National	9,663.82		9,663.82
<u>Hewitt</u>			
First State	3,198.97		3,198.97
<u>Hibbing</u>			
Merchants & Miners State	6,955.07		6,955.07
Security State	6,343.29		6,343.29
<u>Hillman</u>			
Farmers State	3,350.00		3,350.00
<u>Hills</u>			
Farmers State	3,370.19		3,370.19
First National	23,841.20		23,841.20
<u>Hinckley</u>			
Farmers & Merchants State	3,529.49		3,529.49
State Bank	8,749.31		8,749.31

<u>Bank</u>	<u>Treasurer's Balance</u>	<u>3rd Quarter Interest</u>	<u>Bank's Balance</u>
<u>Hittlerdal</u>			
Clay County State	3,344.76		3,344.76
Security State	3,365.82		3,365.82
<u>Hoffman</u>			
Farmers State	3,973.43		3,973.43
State Bank of Hoffman	3,567.18		3,567.18
<u>Hokah</u>			
Hokah State Bank	3,348.21		3,348.21
<u>Holland</u>			
Holland State Bank	8.67		8.67
<u>Holloman</u>			
Farmers & Merchants State	4,530.79		4,530.79
<u>Holt</u>			
Holt State Bank	3,663.52	43.50x	3,706.57
<u>Hops</u>			
Farmers State	2,540.72		2,540.72
<u>Hopkins</u>			
State Bank	8,092.34	87.89	8,092.34
<u>Houston</u>			
Houston State Bank	6,379.42		6,379.42
<u>Howard Lake</u>			
American State	4,501.44		4,501.44
Bank of Howard Lake	7,510.07		7,510.07
<u>Humboldt</u>			
First State	3,379.20		3,379.20
<u>Huntley</u>			
Farmers State	2,795.85		2,795.85
<u>Hutchinson</u>			
Citizens Bank	30,021.58		30,021.58
Farmers National	24,954.93		24,954.93
Farmers & Merchants State	6,767.95		6,767.95
<u>Ihlen</u>			
Ihlen State Bank	4,500.00		4,500.00
<u>International Falls</u>			
First National	10,983.42		10,983.42
International State	9,953.00		9,953.00
<u>Iona</u>			
Farmers State	3,400.25	38.59	3,400.25
First National	3,438.16		3,438.16
<u>Ironton</u>			
First National	3,334.78		3,334.78
<u>Isanti</u>			
First State	4,649.17		4,649.17
First National	5,102.23		5,102.23

<u>Bank</u>	<u>Treasurer's Balance</u>	<u>3rd Quarter Interest</u>	<u>Bank's Balance</u>
<u>Iale</u>			
Security State	2,795.30	24.66	2,819.96
State Bank	2,921.84	32.22	2,921.84
<u>Ivanhoe</u>			
Farmers & Merchants National	17,356.77	163.14	17,356.77
First National	7,500.00		7,500.00
<u>Jackson</u>			
Jackson National	10,144.67		10,144.67
Brown National	10,004.90		10,004.90
First National	3,277.00		3,277.00
<u>Janesville</u>			
Citizens State	5,005.93		5,005.93
<u>Janney</u>			
Farmers State	4,500.00		4,500.00
<u>Jeffers</u>			
Farmers State	5,634.34		5,634.34
State Bank	4,459.95		4,459.95
<u>Jordan</u>			
First National	3,363.51		3,363.51
<u>Judson</u>			
Farmers State	3,355.03		3,355.03
<u>Kandiyohi</u>			
Farmers State	4,965.10		4,965.10
<u>Karlstad</u>			
Farmers State	2,656.59		2,656.59
State Bank	3,357.67		3,357.67
<u>Kasson</u>			
National Farmers	6,166.56		6,166.56
National Bank of Dodge County	10,113.06		10,113.06
<u>Keswatin</u>			
First National	3,371.74		3,371.74
<u>Kelliher</u>			
Citizens State	2,731.45		2,731.45
<u>Kennedy</u>			
Citizens State	6,662.33		6,662.33
<u>Kenneth</u>			
Kenneth State	5,639.03		5,639.03
<u>Kensington</u>			
First State	4,120.20		4,120.20
<u>Kenyon</u>			
Citizens State	13,755.76		13,755.76
Kenyon State	16,313.79		16,313.79

<u>Bank</u>	<u>Treasurer's Balance</u>	<u>3rd Quarter Interest</u>	<u>Bank's Balance</u>
<u>Kerkhoven</u>			
First National	8,361.27	3	8,361.27
<u>Kerrick</u>			
Kerrick State	3,396.30		3,396.30
<u>Kettle River</u>			
Farmers State	3,591.37		3,591.37
<u>Klester</u>			
First National	6,750.00		6,750.00
<u>Kilkenny</u>			
First National	4,500.36		4,500.36
<u>Kimball</u>			
State Bank	3,250.00		3,250.00
<u>Kinbrae</u>			
Kinbrae State	2,217.98		2,217.98
<u>Lake Benton</u>			
Farmers State	6,682.20		6,682.20
First National	6,721.13		6,721.13
National Citizens	2,456.55		2,456.55
<u>Lake City</u>			
Security State	8,476.43		8,476.43
Lake City Bank of Minnesota	14,968.69		14,968.69
<u>Lake Crystal</u>			
American National	9,251.37		9,251.37
First National	6,578.51		6,578.51
<u>Lakefield</u>			
Farmers State	8,273.98		8,273.98
Jackson County State	15,339.94		15,339.94
First National	12,181.67		12,181.67
<u>Lake Henry</u>			
Lake Henry State	3,397.23		3,397.23
<u>Lake Park</u>			
Becker County State	4,243.45		4,243.45
First National	6,208.58		6,208.58
<u>Lakeville</u>			
First National	9,996.27		9,996.27
<u>Lake Wilson</u>			
State Bank of Lake Wilson	5,000.00		5,000.00xxxx
First National	5,600.00		5,600.00
<u>Lamberton</u>			
State Bank of Lamberton	9,899.14		9,899.14xxxx
First National	6,715.73		6,715.73
<u>Lancaster</u>			
Farmers & Merchants State	3,381.07		3,381.07
First National	3,109.67	33.57xx	3,026.10

<u>Bank</u>	<u>Treasurer's Balance</u>	<u>3rd Quarter Interest</u>	<u>Bank's Balance</u>
<u>Lonesboro</u> First National	11,213.24		11,213.24
<u>Lonsdale</u> First State	3,331.07		3,331.07
<u>Lorler</u> Farmers & Merchants State	4,124.00		4,124.00
<u>Lovendale</u> Lovendale State	3,337.75		3,337.75
<u>Le Roy</u> First State	6,693.63		6,693.63
<u>Lester Prairie</u> Farmers State State Bank	6,695.57 4,946.39		6,695.57 4,946.39
<u>Le Sueur</u> Farmers State	9,790.94		9,790.94
<u>Le Sueur Center</u> First National First State	4,781.39 3,556.67		4,781.39 3,556.67
<u>Levinston</u> Security State	3,408.16		3,408.16
<u>Leviaville</u> Merchants State	5,335.67		5,335.67
<u>Lindstrom</u> Security State	9,350.00		9,350.00
<u>Lismore</u> Lismore Farmers State	4,976.25		4,976.25
<u>Litchfield</u> Citizens State First National	6,723.86 10,063.02		6,723.86 10,063.02
<u>Little Falls</u> Commercial State Merchants State American National First National	16,576.00 14,134.33 18,236.43 16,130.25		16,576.00 14,134.33 18,236.43 16,130.25
<u>Little Fork</u> First National	4,649.05		4,649.05
<u>Little Sauk</u> Little Sauk State	3,406.53	38.31x	3,406.53
<u>Long Lake</u> State Bank	3,446.91		3,446.91
<u>Long Prairie</u> Bank of Long Prairie First National The Peoples National	16,970.46 6,674.24 3,298.34		16,970.46 6,674.24 3,298.34
<u>Long Siding</u> Long Siding State	3,350.00		3,350.00
<u>Lonsdale</u> State Bank of Lonsdale	6,592.59	74.99	6,592.59

<u>Bank</u>	<u>Treasurer's Balance</u>	<u>3rd Quarter Interest</u>	<u>Bank's Balance</u>
<u>Loretto</u> State Bank of Loretto	2,331.03		2,331.03
<u>Louisburg</u> Louisburg State	3,362.39		3,362.39
<u>Luverne</u> First National National Bank Rock County Farmers National	50,016.49 9,123.42 9,579.64 8,392.43	101.46	50,016.49 9,123.42 9,579.64 8,392.43
<u>Lyle</u> First National	4,657.52		4,657.52
<u>Lynd</u> Lynd State	3,377.93		3,377.93
<u>Lyndale</u> Lyndale State	1,916.61		1,916.61
<u>Madelia</u> Farmers State State Bank	5,037.32 13,197.53	149.23	5,037.32 13,197.53
<u>Madison</u> First National LaC qui Parle County Peoples State	6,696.53 7,547.95 3,680.97		6,696.53 7,547.95 3,680.97
<u>Mahnomen</u> Citizens State Security State	5,057.74 6,758.91		5,057.74 6,758.91
<u>Manchester</u> Manchester State	3,393.54		3,393.54
<u>Mankato</u> American State National Bank of Commerce First National National Citizens Mankato State	8,409.24 33,737.53 33,131.69 62,096.03 21,167.50	337.44 717.55x	8,409.24 33,737.53 33,131.69 62,813.58 21,167.50
<u>Montorville</u> First State	3,360.37		3,360.37
<u>Maple Lake</u> Maple Lake State Security State	4,528.77 2,911.55		4,528.77 2,911.55
<u>Maple Plain</u> State Bank of Maple Plain	3,420.75		3,420.75
<u>Mapleton</u> Mapleton State First National	5,159.17 8,360.33		5,159.17 8,360.33
<u>Marietta</u> Marietta State	6,927.56		6,927.56



<u>Bank</u>	<u>Treasurer's Balance</u>	<u>3rd quarter Interest</u>	<u>Bank's Balance</u>
<u>Marshall</u>			
Marshall State	7,324.59		7,324.59
Lyon County National	24,703.37		24,703.37
<u>Matawan</u>			
Citizens State	2,954.28		2,954.28
<u>Mayie</u>			
Farmers State	3,147.43		3,147.43
<u>Mayer</u>			
State Bank of Mayer	3,268.95		3,268.95
<u>Maynard</u>			
Home State	3,592.73		3,592.73
<u>Mazonsa</u>			
Peoples State	4,519.26		4,519.26
<u>Meadowlands</u>			
Meadowlands State	2,425.12		2,425.12
<u>Medford</u>			
First State	3,335.61		3,335.61
<u>Meire Grove - P. O. Leifrose -</u>			
Meire Grove Farmers State	3,564.96		3,564.96
<u>Melby</u>			
Melby State	3,339.37	37.93x	3,377.30
<u>Leifrose</u>			
Bergerding State	16,265.68		16,265.68
Security State	16,303.21		16,303.21
<u>Menasha</u>			
Farmers & Merchants State	5,601.73		5,601.73
First National	3,372.65		3,372.65
<u>Mendota</u>			
Mendota State	3,174.45		3,174.45
<u>Mentor</u>			
First State	3,333.30		3,333.30
<u>Middle River</u>			
Security State	4,303.57		4,303.57
<u>Milaca</u>			
Milaca State	9,299.99		9,299.99
First National	11,070.37		11,070.37
Security State	9,800.00		9,800.00xxxx
<u>Millville</u>			
Millville State	3,362.94		3,362.94
<u>Milroy</u>			
State Bank of Milroy	5,970.17		5,970.17
<u>Miltona</u>			
Miltona State	3,346.27		3,346.27
<u>Minneiska</u>			
Farmers State	3,350.00		3,350.00
<u>Minnesota</u>			
Farmers & Merchants National	19,813.76	174.81 x	19,988.57
First National	14,502.88	100.72 x	14,603.60
Farmers National	6,651.82		6,651.82

<u>Bank</u>	<u>Treasurer's Balance</u>	<u>3rd Quarter Interest</u>	<u>Bank's Balance</u>
<u>Minnesota Lake</u> First National	\$ 6,666.73	\$ 76.08	\$ 6,666.73
<u>Monterey</u> Peoples State Farmers State	3,334.94 3,352.89	37.92x	3,334.94 3,390.81
<u>Montevideo</u> Farmers & Merchants State Montevideo State First National	15,000.00 8,232.95 13,171.13		15,000.00 8,232.95 13,171.13
<u>Montgomery</u> Citizens State First National	2,580.16 8,262.78		2,580.16 8,262.78
<u>Monticello</u> Farmers & Merchants State State Bank of Monticello	3,643.98 8,232.00		3,643.98 8,232.00
<u>Moorehead</u> Farmers & Merchants State First National First State Moorehead National	9,409.94 9,749.01 9,796.54 9,863.13	112.69x	9,409.94 9,749.01 9,796.54 9,975.82
<u>Moose Lake</u> Farmers State Security State	7,466.37 3,407.64		7,466.37 3,407.64
<u>Mora</u> State Bank First National	7,360.73 8,984.77		7,360.73 8,984.77
<u>Morgan</u> State Bank Farmers & Merchants State	8,255.73 5,832.81		8,255.73 5,832.81
<u>Morris</u> Citizens State Morris National Stevens County State	6,569.81 9,258.07 16,545.90		6,569.81 9,258.07 16,545.90
<u>Morristown</u> Farmers State Morristown State	3,479.58 6,509.67		3,479.58 6,509.67
<u>Morton</u> Farmers State State Bank	4,396.21 8,114.40		4,396.21 8,114.40
<u>Notordale</u> First National	5,669.81		5,669.81
<u>New Germany</u> State Bank of New Germany	5,000.00		5,000.00
<u>Mountain Lake</u> First State	10,727.75		10,727.75
<u>Murdock</u> Farmers State First State	6,323.28 6,390.08		6,323.28 6,390.08

<u>Bank</u>	<u>Treasurer's Balance</u>	<u>3rd Quarter Interest</u>	<u>Bank's Balance</u>
<u>McGrath</u> McGrath State Bank	3,377.32		3,377.32
<u>McGregor</u> McGregor State	3,308.03		3,308.03
<u>McIntosh</u> First National	7,744.46		7,744.46
<u>Mashua</u> First State	2,600.00		2,600.00
<u>Nassau</u> Nassau State	4,323.98		4,323.98
<u>Newfolden</u> Peoples State	3,567.49		3,567.49
<u>New Market</u> First State	3,363.00		3,363.00
<u>Newport</u> Farmers Terminal State	5,600.00	20.06	5,600.00
<u>New Prague</u> First National	6,720.73		6,720.73
<u>New Richland</u> State Bank	13,473.20		13,473.20
<u>New Ulm</u> Brown County Bank	5,432.53		5,432.53
Citizens State	16,907.53		16,907.53
Farmers & Merchants State	20,528.51		20,528.51
<u>New York Mills</u> Farmers & Merchants State	3,862.67		3,862.67
First State	4,905.36		4,905.36
<u>Nicollet</u> Farmers & Merchants State	3,346.91		3,346.91
Nicollet State	4,525.92		4,525.92
<u>Nielsenville</u> State Bank of Nielsenville	4,691.67		4,691.67
<u>Norcross</u> State Bank of Norcross	3,346.99		3,346.99
<u>North Branch</u> Merchants State	22,472.26		22,472.26
<u>Northfield</u> State Bank	16,497.76		16,497.76
First National	19,896.94		19,896.94
Northfield National	43,454.81		43,454.81
<u>North Mankato</u> Peoples State	4,789.45		4,789.45
<u>North Branch</u> Security State	3,368.94		3,368.94
<u>Northrup</u> Northrup Peoples State	3,361.75		3,361.75
<u>Norwood</u> Bank of Norwood	4,935.04		4,935.04

<u>Bank</u>	<u>Treasurer's Balance</u>	<u>3rd Quarter Interest</u>	<u>Bank's Balance</u>
<u>Odesa</u>			
First State	2,374.10		2,374.10
<u>Odin</u>			
Odin State	3,364.96		3,364.96
<u>Ogilvie</u>			
Farmers & Merchants State	3,548.16		3,548.16
State Bank of Ogilvie	18,445.03	264.13xx	18,740.90
<u>Okice</u>			
First State	3,684.34		3,684.34
Farmers & Merchants State	3,359.77		3,359.77
<u>Olivia</u>			
Farmers State	4,965.77	56.11	4,963.77
Olivia State	3,336.72		3,336.72
Peoples First National	3,247.95		3,247.95
<u>Onamia</u>			
First State	3,298.39		3,298.39
<u>Orleans</u>			
First State	4,937.30		4,937.30
<u>Ortonville</u>			
Citizens National	6,261.73		6,261.73
Ortonville State	6,694.75		6,694.75
<u>Osakis</u>			
Farmers State	5,000.00		5,000.00
First National	6,752.30		6,752.30
Osakis State	9,064.51		9,064.51
<u>Oslu</u>			
Citizens State	6,767.65		6,767.65
First State	3,318.13		3,318.13
<u>Ossau</u>			
Citizens State	4,657.63		4,657.63
<u>Ostrander</u>			
Ostrander State	3,341.02		3,341.02
<u>Otisco</u>			
Otisco State	2,340.45		2,340.45
<u>Ottertail</u>			
Farmers State	2,332.67		2,332.67
<u>Quatonna</u>			
Security State	32,975.76		32,975.76
First National	19,952.92		19,952.92
National Farmers	19,812.81		19,812.81
<u>Palisade</u>			
Palisade State	2,798.01		2,798.01
<u>Parkers Prairie</u>			
State	3,493.81		3,493.81
<u>Park Rapids</u>			
Farmers State	6,670.08		6,670.08
First National	16,308.31		16,308.31

<u>Bank</u>	<u>Treasurer's Balance</u>	<u>3rd Auditor Interest</u>	<u>Bank's Balance</u>
<u>Bayneville</u>			
Security State	8,428.42		8,428.42
First National	8,316.37		8,316.37
<u>Bease</u>			
State Bank	3,350.98		3,350.98
<u>Bellevue Rapids</u>			
J. P. Wallace State	7,510.07		7,510.07
First National	6,991.85		6,991.85
<u>Bequot</u>			
Farmers State	3,355.88		3,355.88
First National	3,390.32		3,390.32
<u>Barhon</u>			
First National	3,653.20		3,653.20
<u>Baterson</u>			
Peterson State	6,360.07		6,360.07
<u>Bierz</u>			
Farmers & Merchants State	3,364.96		3,364.96
<u>Bine City</u>			
Farmers & Merchants State	7,443.63		7,443.63
<u>Bine City</u>			
First National	12,169.60		12,169.60
<u>Bine Island</u>			
State Bank	3,346.70		3,346.70
Citizens State	5,007.51		5,007.51
<u>Bine River</u>			
Farmers State	4,255.50		4,255.50
First National	3,961.59		3,961.59
<u>Bipstone</u>			
Bipstone National	8,928.89		8,928.89
Security	24,966.01		24,966.01
First National	16,514.76	178.56	16,514.76
<u>Plainview</u>			
First National	6,610.13		6,610.13
Plainview State	6,000.00		6,000.00
<u>Plate</u>			
State Bank	6,737.29		6,737.29
<u>Plummer</u>			
Farmers State	4,027.04		4,027.04
<u>Porter</u>			
State Bank	4,875.92		4,875.92
<u>Preston</u>			
Farmers & Merchants State	7,255.67		7,255.67
<u>Princeton</u>			
Princeton State	4,839.23		4,839.23
Security State	8,757.88		8,757.88
<u>Proctor</u>			
First National	8,241.80		8,241.80

<u>Bank</u>	<u>Treasurer's Balance</u>	<u>3rd Quarter Interest</u>	<u>Bank's Balance</u>
<u>Quamba</u> Quamba State	0 4,942.85	0	0 4,942.85
<u>Wacine</u> Wacine State	5,411.85		5,411.85
<u>Randall</u> Farmers & Merchants State Randall State	4,973.33 3,386.14		4,973.33 3,386.14
<u>Ranier</u> American State	3,332.29		3,332.29
<u>Rapidan</u> Farmers State	3,369.13		3,369.13
<u>Ray</u> Ray State	3,354.32		3,354.32
<u>Raymond</u> First National	3,367.50		3,367.50
<u>Red Lake</u> Citizens State	3,373.74		3,373.74
<u>Red Lake Falls</u> First State Merchants State Farmers National	5,106.29 6,501.53 6,735.61	87.72 x	5,194.02 6,501.53 6,735.61
<u>Red Wing</u> First Security State Red Wing State First National Goodhue County National	33,731.93 16,966.52 9,640.33 26,543.32		33,731.93 16,966.52 9,640.33 26,543.32
<u>Redwood Falls</u> Farmers State State Bank of Redwood Falls First National	7,045.82 16,968.50 9,570.73		7,045.82 16,968.50 9,570.73
<u>Renville</u> O'Connor Bros. State Renville State First National	9,376.04 3,130.15 3,321.91		9,376.04 3,130.15 3,321.91
<u>Rice</u> First National Rice National	4,500.00 3,650.47		4,500.00 3,650.47
<u>Richmond</u> American State	3,392.17		3,392.17
<u>Richville</u> Farmers State	3,346.79		3,346.79
<u>Riverton</u> First State	3,366.03		3,366.03
<u>Robbinedale</u> Security State	3,361.95		3,361.95

<u>Bank</u>	<u>Treasurer's Balance</u>	<u>3rd Quarter Interest</u>	<u>Bank's Balance</u>
<u>Recheater</u>			
First National	32,659.61		32,659.61
Olmsted County State	17,720.25		17,720.25
First State	6,495.02		6,495.02
Union National	16,673.18		16,673.18
<u>Rockford</u>			
Farmers State	2,861.92		2,861.92
State Bank of Rockford	6,094.86		6,094.86
<u>Rockville</u>			
State Bank	3,394.86		3,394.86
<u>Rovers</u>			
State Bank	3,341.92		3,341.92
<u>Hollingstone</u>			
First State	4,144.86		4,144.86
<u>Roosevelt</u>			
First State	3,348.62		3,348.62
<u>Roseton</u>			
Citizens State	4,782.54		4,782.54
Farmers & Merchants State	4,152.77		4,152.77
First National	6,961.98		6,961.98
<u>Rosemount</u>			
First National	6,877.50		6,877.50
<u>Rothsay</u>			
Farmers State	3,018.53		3,018.53
<u>Round Lake</u>			
State Bank	9,002.88		9,002.88
<u>Round Prairie</u>			
Farmers State	3,926.49		3,926.49
<u>Royalton</u>			
Farmers & Merchants State	4,544.83		4,544.83
First National	5,594.99		5,594.99
<u>Rush City</u>			
State Bank of Rush City	29,465.20		29,465.20
First National	22,255.91		22,255.91
<u>Rushford</u>			
First National	6,750.00		6,750.00
<u>Rushmore</u>			
Rushmore State	3,452.57		3,452.57
<u>Russell</u>			
Farmers State	7,471.39		7,471.39
First State	7,428.30	63.93x	7,492.23
<u>Ruthton</u>			
Farmers & Merchants State	6,331.11		6,331.11
Ruthton State	2,940.11		2,940.11

<u>Bank</u>	<u>Treasurer's Balance</u>	<u>3rd Quarter Interest</u>	<u>Bank's Balance</u>
<u>St. Bonifacius</u>			
Farmers State	6,378.82		6,378.82
Peoples State Inc.	4,035.60		4,035.60
<u>St. Clair</u>			
St. Clair State	9,043.21		9,043.21
<u>St. Cloud</u>			
Farmers State	15,776.06		15,776.06
First National	32,714.44		32,714.44
St. Cloud State	7,077.53		7,077.53
Security State	8,374.81		8,374.81
Merchants National	33,436.88		33,436.88
Zapp State	19,789.11		19,789.11
<u>St. Hilaire</u>			
Farmers State	3,556.93		3,556.93
Merchants State	3,554.32		3,554.32
<u>St. James</u>			
Farmers & Merchants State	11,250.00		11,250.00
Citizens Security National	12,500.00		12,500.00
<u>St. Joseph</u>			
Farmers State	6,686.43		6,686.43
<u>St. Leo</u>			
First State	3,315.02		3,315.02
<u>St. Michael</u>			
State Bank	2,287.82		2,287.82
<u>St. Peter</u>			
Citizens State	18,418.35		18,418.35
<u>St. Vincent</u>			
Farmers & Merchants State	4,936.94		4,936.94
<u>Sacred Heart</u>			
Farmers State	8,314.82		8,314.82
State Bank of Sacred Heart	4,935.09		4,935.09
<u>Salol</u>			
Salol State	1,549.07		1,549.07
<u>Sanborn</u>			
Farmers State	4,496.42		4,496.42
<u>Sandstone</u>			
First National	8,988.23		8,988.23
Sandstone Security State	2,917.94		2,917.94
<u>Santiago</u>			
Santiago State	4,500.00		4,500.00
<u>Sauk Center</u>			
First National	6,785.33		6,785.33
First State	7,098.63		7,098.63
Merchants National	5,508.40		5,508.40
<u>Sauk Rapids</u>			
Benton County State	9,765.84		9,765.84
Citizens State	3,379.01		3,379.01
<u>Scandia</u>			
Farmers State	5,624.19		5,624.19
Scandia State	12,222.81		12,222.81



<u>Bank</u>	<u>Treasurer's Balance</u>	<u>3rd Quarter Interest</u>	<u>Bank's Balance</u>
<u>Behke</u>			
Farmers State	3,394.02		3,394.02
<u>Sedan</u>			
Farmers & Merchants State	3,397.74		3,397.74
<u>Shakopee</u>			
Security State	8,102.40		8,102.40
<u>Shelly</u>			
Farmers State	4,226.49		4,226.49
State Bank	4,922.67		4,922.67
<u>Sherburn</u>			
Bank of Sherburn	8,254.28		8,254.28
Farmers State	7,508.26		7,508.26
Sherburn National	8,173.42		8,173.42
<u>Shevlin</u>			
First State	3,398.39		3,398.39
<u>Shovel Lake</u>			
Shovel Lake State	669.81		669.81
<u>Silver Creek</u>			
First State	3,945.36		3,945.36
<u>Silver Lake</u>			
Citizens State	5,096.60		5,096.60
Farmers & Merchants State	6,850.65		6,850.65
<u>Slayton</u>			
Citizens State	6,876.14		6,876.14
State Bank	12,689.50		12,689.50
First National	9,048.03		9,048.03
<u>Sleepy Eye</u>			
State Bank	8,722.36		8,722.36
First National	14,477.05		14,477.05
<u>Solway</u>			
Solway State	3,380.55		3,380.55
<u>South Stillwater</u>			
First State	4,350.00		4,350.00
<u>Spooner</u>			
State Bank of Spooner	3,118.62		3,118.62
<u>Springfield</u>			
First National	4,847.84	63.97x	4,901.81
State Bank	9,854.60		9,854.60
<u>Spring Grove</u>			
State Bank	4,356.65	47.64xx	4,409.01
<u>Spring Valley</u>			
First National	9,562.25		9,562.25
First State	5,560.75		5,560.75
<u>Stanton</u>			
State Bank of Stanton	3,549.13		3,549.13
<u>Staples</u>			
Peoples State	6,758.63		6,758.63
First National	6,860.06		6,860.06
<u>Starbuck</u>			
First National	3,189.23		3,189.23

<u>Bank</u>	<u>Treasurer's Balance</u>	<u>3rd Quarter Interest</u>	<u>Bank's Balance</u>
<u>Steen</u> Farmers State	3,098.86		3,098.86
<u>Stephen</u> State Bank of Stephen	3,382.74		3,382.74
<u>Stewart</u> Farmers & Merchants State Stewart State	6,786.81 4,869.49		6,786.81 4,869.49
<u>Stewartville</u> First National	4,822.87		4,822.87
<u>Stillwater</u> Farmers & Merchants State	9,738.92		9,738.92
<u>Stockton</u> Farmers State	3,145.09		3,145.09
<u>Strathcona</u> Strathcona State	3,466.09		3,466.09
<u>Sturgeon Lake</u> Sturgeon Lake State	2,930.18		2,930.18
<u>Sunberg</u> Farmers State	3,351.15		3,351.15
<u>Swanville</u> First State First National	3,342.53 6,671.39		3,342.53 6,671.39
<u>Syre</u> First State	2,500.00	17.02x	2,517.02
<u>Taunton</u> State Bank	3,350.00		3,350.00
<u>Tonstrik</u> Beltrami County State	3,369.13		3,369.13
<u>Thief River Falls</u> Citizens State Farmers & Merchants State First & Peoples State First National	12,688.46 10,948.77 32,752.35 6,849.46		12,688.46 10,948.77 32,752.35 6,849.46
<u>Thorp - P. O. Atwater -</u> First State	3,246.79		3,246.79
<u>Tintah</u> Farmers State	5,077.98		5,077.98
<u>Tracy</u> Citizens State Farmers & Merchants State First National	24,489.90 9,237.08 16,545.90		24,489.90 9,237.08 16,545.90
<u>Trail</u> Trail State	3,320.06		3,320.06
<u>Triumph</u> Triumph State	6,012.14		6,012.14
<u>Trombald</u> Trombald State	2,376.26		2,376.26

<u>Bank</u>	<u>Treasurer's Balance</u>	<u>3rd Quarter Interest</u>	<u>Bank's Balance</u>
<u>Trasky</u>			
Citizens State	6,500.00		6,500.00
<u>Truman</u>			
Peoples State	6,765.16		6,765.16
Truman National	8,095.92		8,095.92
Truman State	4,954.60		4,954.60
<u>Twin Lake</u>			
Twin Lake State	2,902.68		2,902.68
<u>Twin Valley</u>			
Citizens State	3,435.60		3,435.60
Security State	3,327.22		3,327.22
First National	8,054.66		8,054.66
<u>Van Harbor</u>			
Commercial State	12,292.45		12,292.45
First State	24,792.02		24,792.02
<u>Tyler</u>			
Citizens State	3,331.49		3,331.49
Farmers State	6,909.50		6,909.50
First National	8,358.30	94.42	8,358.30
<u>Ulen</u>			
First National	6,472.37		6,472.37
Ulen State	8,300.14		8,300.14
<u>Underwood</u>			
Farmers State	3,352.95		3,352.95
<u>Ursala</u>			
Farmers State	4,962.06		4,962.06
<u>Utica</u>			
First State	3,374.72		3,374.72
<u>Vergas</u>			
Farmers State	4,902.92		4,902.92
<u>Vorndale</u>			
First National	8,185.99		8,185.99
<u>Vernon Center</u>			
Vernon Center State	5,730.80		5,730.80
<u>Vesta</u>			
State Bank	4,521.28		4,521.28
<u>Viking</u>			
State Bank	3,073.33		3,073.33
<u>Villard</u>			
Farmers State	3,133.07		3,133.07
Villard State	3,350.00		3,350.00
<u>Vining</u>			
Lund's State	2,340.05		2,340.05

<u>Bank</u>	<u>Treasurer's Balance</u>	<u>3rd Quarter Interest</u>	<u>Bank's Balance</u>
<u>Virginia</u>			
Farmers & Merchants State	\$ 7,120.72		7,120.72
State Bank	17,151.57		17,151.57
<u>Wabasha</u>			
Farmers & Merchants State	8,285.77		8,285.77
First National	7,466.54		7,466.54
<u>Wabasso</u>			
Citizens State	4,571.65		4,571.65
Farmers State	4,871.87		4,871.87
<u>Waconia</u>			
Citizens State	6,592.73		6,592.73
First National	8,299.45		8,299.45
<u>Wadena</u>			
First National	7,289.14		7,289.14
Merchants National	16,778.86		16,778.86
Wadena County State	6,983.96		6,983.96
<u>Wahkon</u>			
Soo State	8,541.87	34.54xx	8,507.33
<u>Walker</u>			
First National	8,186.61		8,186.61
<u>Walnut Grove</u>			
First State	6,727.83		6,727.83
Walnut Grove State	11,136.86		11,136.86
<u>Waltham</u>			
Waltham State	3,349.94		3,349.94
<u>Wanamino</u>			
Farmers State	9,936.04		9,936.04
Security State	4,776.75		4,776.75
<u>Wanaska</u>			
Farmers State	3,330.18		3,330.18
<u>Warba</u>			
Warba State	3,413.19		3,413.19
<u>Warren</u>			
First National	9,516.34		9,516.34
State Bank	10,737.16		10,737.16
Warren National	9,043.16		9,043.16
<u>Warroad</u>			
First National	8,765.53		8,765.53
Security State	7,358.53		7,358.53
<u>Waseca</u>			
Farmers National	30,000.00		30,000.00
Security State	10,940.62		10,940.62
<u>Watertown</u>			
First National	6,755.02		6,755.02
State Bank	6,783.83		6,783.83
<u>Waterville</u>			
First National	8,115.00		8,115.00
Security State	7,108.49		7,108.49

<u>Bank</u>	<u>Treasurer's Balance</u>	<u>3rd Quarter Interest</u>	<u>Bank's Balance</u>
<u>Watson</u>			
Farmers State	4,883.24		4,883.24
First State	8,735.13		8,735.13
<u>Waubun</u>			
Farmers State	3,359.23		3,359.23
Waubun State	3,436.14		3,436.14
<u>Wayzata</u>			
Wayzata State	3,333.07		3,333.07
<u>Webster</u>			
State Bank of Webster	5,405.70		5,405.70
<u>Wendahl</u>			
Farmers State	6,580.13		6,580.13
<u>Welch</u>			
Farmers State	2,119.54		2,119.54
<u>Welcome</u>			
Welcome National	10,033.01		10,033.01
<u>Wells</u>			
Citizens State	2,380.44		2,380.44
First National	13,157.83		13,157.83
Wells National	14,210.13		14,210.13
<u>Wendell</u>			
First National	13,779.80		13,779.80
<u>Westbrook</u>			
Citizens State	3,354.26		3,354.26
First National	3,793.16		3,793.16
<u>Westbury</u>			
Westbury State	3,589.90		3,589.90
<u>West Concord</u>			
First National	3,774.22		3,774.22
<u>Westport</u>			
State Bank of Westport	4,189.37		4,189.37
<u>West Union</u>			
West Union State	3,354.58		4,504.58XXXXXX
<u>Wheaton</u>			
National Bank	9,274.00		9,274.00
<u>White Bear Lake</u>			
First State	4,646.30		4,646.30
First National	6,587.50		6,587.50
<u>Williams</u>			
First State	3,593.43		4,943.43XXXXXX
<u>Willmar</u>			
Bank of Willmar	11,249.32		11,249.32
Kandiyohi County	21,442.92		21,442.92
First National	13,185.94		13,185.94
<u>Wilmont</u>			
First National	3,277.68		3,277.68
<u>Windom</u>			
Farmers State	15,231.70		15,231.70XXXXXX
First National	21,173.10		21,173.10
Windom National	7,122.15		7,122.15

<u>Bank</u>	<u>Treasurer's Balance</u>	<u>3rd Quarter Interest</u>	<u>Bank's Balance</u>
<u>Winner</u>			
Farmers State	4,039.15		4,039.15
Winger State	3,280.64		3,280.64
<u>Winnepago</u>			
Blue Earth Valley National	8,269.81		8,269.81
Winnepago State	4,357.49		4,357.49
First National	13,643.44		13,643.44
<u>Winona</u>			
Deposit Bank	63,865.13		63,865.13
First National	24,351.18		24,351.18
Merchants	48,786.21		48,786.21
Winona National	14,082.95		14,082.95
<u>Winsted</u>			
State Bank of Winsted	3,350.00		3,350.00
<u>Winthrop</u>			
First National	3,285.77		3,285.77
State Bank	6,660.77		6,660.77
<u>Withey</u>			
Withey State	3,355.27		3,355.27
<u>Wood Lake</u>			
State Bank	5,155.33		5,155.33
<u>Woods Lake</u>			
First National	6,695.57		6,695.57
<u>Worthington</u>			
State Bank	13,244.74		13,244.74
Citizens National	9,202.77		9,202.77
Worthington National	8,202.30		8,202.30
<u>Wykoff</u>			
Exchange State	4,134.66		4,134.66
First State	3,413.41		3,413.41
<u>Wylie</u>			
First State	4,523.07		4,523.07
<u>Wyoming</u>			
First State	3,310.00		3,310.00
<u>Young America</u>			
State Bank of Young America	6,695.57		6,695.57

<u>Bank</u>	<u>Treasurer's Balance</u>	<u>3rd Quarter Interest</u>	<u>Bank's Balance</u>
<u>WISCONSIN</u>			
Farmers & Merchants State	5,041.94		5,041.94
<u>Zumbro Falls</u>			
Farmers & Merchants State	4,677.72		4,677.72
<u>Zumbro</u>			
Goodhue County State	8,607.95		8,607.95
Security State	11,079.60		11,079.60

Note

- ii Indicates interest for the 3rd quarter, ended Sept. 30, 1921, credited by banks but not included by State Treasurer.
- iii Indicates interest for the 2nd quarter, ended June 30, 1921, included by State Treasurer but not credited by banks.
- xxxx On July 29, 1921, a deposit of \$500.00 was made to the credit of Farmers State Bank, Inc., Round Prairie, but through error the Farmers State Bank of Round Lake received same. Farmers State Bank of Round Lake is not a state depository, and the deposit has therefore been called back.
- xxxxx Bank closed.
- xxxxxx Difference caused by withdrawals in transit.
- xxxxxxx This account has been closed since list was made up.

Reconciliation of State Treasurer's Account  
with Inactive Banks

Close of Business December 14, 1921

State Treasurer's balance - inactive banks -	\$ 9,510,237.74	
Interest reported twice to auditor	<u>132.05</u>	
	9,510,158.69	
Withdrawal recorded as from Capital National Bank through error. Should have been from inactive banks account	2,500.00	
Check #3698, withdrawal, on Denver Farmers State Bank, returned on account of bank closing	1,050.00	
Balance as per statement from inac- tive banks at close of business Dec. 14, 1921	\$ 9,530,463.04	
Interest credited by banks but not included by state treasurer	<u>14,077.23</u>	
	9,516,385.81	
Interest included by state treasurer but not credited by banks	<u>369.88</u>	
	9,516,755.69	
Withdrawals made by state treasurer but not yet charged by banks	<u>3,550.00</u>	
	9,513,205.69	
Deposit credited to a non state depository through error xxx	<u>500.00</u>	
	\$ 9,513,705.69	<u>\$ 9,513,705.69</u>



Special Funds

Historical Society Building Fund

Treasurer's balance, July 1, 1921		\$	315.00
Deposit taken from Historical Society Building Fund Aug. 1, 1921			35,562.50
Interest Check #142 cr. to Gen'l acct. Int.			55.20
Bonds Nos. 1 - 25 Incl.	\$ 25,000.00		
74 coupons @ \$ 47.50	3,145.00		
75 " @ 45.00	3,375.00		
100 " @ 40.00	4,000.00		
Check No. 142	55.20	\$	35,575.20
x Treasurer's balance Aug. 25, 1921			357.50
		\$	35,932.70
		\$	35,932.70
x Balance American National Bank, Dec. 14, 1921		\$	455.35
Interest not charged by Treas. until after Dec. 14, 1921	13.35		
Check No. 128 reflect	85.00		98.35
Treas. balance Aug. 25, 1921		\$	357.50

Armory Board

Treasurer's balance July 1, 1921		\$	20.00
Interest			70.45
Deposit July 5, 1921			3,258.00
2 coupons paid @ \$300.00	\$ 600.00		
1 " " @ 266.00	266.00		
17 " " @ 20.00	340.00		
Register bonds	2,000.00		
Check No. 10, Int. cr. to Gen'l Acct.	70.45	\$	3,268.45
x Treasurer's balance Dec. 14, 1921			80.00
		\$	3,348.45
		\$	3,348.45
x Balance Capitol Nat'l Bank Dec. 14, 1921	80.79		
Int. not charged by Treas. until after Dec. 14, 1921	.79		
Treas. Bal. Dec. 14, 1921	80.00	\$	80.00

Forest Fire Relief

Treasurer's balance July 1, 1921	\$ 1,125.00
Deposit made Aug. 1, 1921, taken from W. F. R. Fund	222,575.00
Int. cr. to Gen. acct. - Int. -	185.19

50 Int. coupons,	22.50	each,	Chk. 53	\$ 1,125.00
21 " "	22.50	" "	" 54	472.50
38 Bonds	1,000.00	"	"	
322 Int. coupons	22.50	"	" 55	56,495.00
36 " "	22.50	"	" 56	810.00
45 " "	22.50	"	" 57	1,012.50
6 " "	22.50	"	" 58	135.00
6 " "	22.50	"	" 59	135.00
100 " "	22.50	"	" 60	2,250.00
147 Bonds 38 - 135	1,000.00	"	" 61	147,000.00
3 Int. coupons	22.50	"	" 62	67.50
56 " "	22.50	"	" 63	1,260.00
50 " "	22.50	"	" 64	1,125.00
50 " "	22.50	"	" 65	1,125.00
5 " "	22.50	"	" 66	112.50
1 " "	22.50	"	" 67	22.50
6 " "	22.50	"	" 68	135.00
5 " "	22.50	"	" 69	112.50
5 " "	22.50	"	" 70	112.50
1 " "	22.50	"	" 71	22.50
Interest			" 72	185.19
1 Int. coupons	22.50	"	" 73	22.50
20 " "	22.50	"	" 74	450.00
7 " "	22.50	"	" 75	157.50
20 " "	22.50	"	" 76	450.00
1 " "	22.50	"	" 77	22.50
2 " "	22.50	"	" 78	45.00
390 " "	22.50	"	" 79	8,775.00
1 " "	22.50	"	" 80	22.50
10 " "	22.50	"	" 81	225.00
				\$ 223,885.19
				\$ 223,885.19
Balance in First Nat'l Bank, St. Paul			\$	85.23
Interest not charged by treasurer until after Dec. 14, 1921			\$	85.23

Soldiers' Bonus Board - Interest Account

Balance, Merchants National Bank, St. Paul, July 1, 1921				8,489.48
Deposit made July 27, 1921, taken from Soldiers' Bonus Tax fund and credited to Soldiers' Bonus Interest account				1,665,983.50
July, 1921:				
Checks paid			30.00	
Coupons "			50.00	80.00
August, 1921:				
Coupons	7	1.39	9.73	
"	555	2.50	1,387.50	
"	646	12.50	8,075.00	
"	11	13.89	152.79	
"	2999	25.00	74,975.00	
Bonds paid and checked			497,200.00	
Checks "			104,053.50	
Bonus coupons paid at Bankers Trust Co.			200.00	
Coupons paid -				
	8273	25.00	206,825.00	
	39	12.50	1,112.50	
	38	2.50	95.00	
	1	12.50	12.50	
	5	24.86	124.30	
	60	25.00	1,500.00	
	1	1.39	1.39	
	311	2.50	777.50	
	315	12.50	3,937.50	
	942	25.00	23,550.00	
	3	24.86	74.58	
Bond paid			570,000.00	
Checks "			59,240.00	1,578,303.79
September, 1921:				
Bonds paid			7,700.00	
Checks "			12,070.00	
Coupons -	996	25.00	24,900.00	
"	107	12.50	1,337.50	
"	136	2.50	340.00	46,347.50
October, 1921:				
Bonds paid			2,300.00	
Checks "			14,415.00	
Coupons "	215	25.00	5,450.00	
"	37	12.50	462.50	
"	61	25.00	152.50	22,780.00

November, 1921:					
Bonds paid				6,300.00	
Checks "				1,717.50	
Coupons "	3	1.39		4.17	
" "	91	2.50		227.50	
" "	25	12.50		312.50	
" "	118	25.00		2,950.00	13,511.57
<hr/>					
December, 1921:					
Coupons paid -					
	54	25.00		1,350.00	
	18	12.50		225.00	
	11	2.50		27.50	
	1	6.95		6.95	
	1	1.39		1.39	1,610.84
<hr/>					
Error in check sent back for correction				25.00	
1 coupon short of 25.00 in August count - Bank has credit for 12.50 and still due from bank				12.50	37.50
<hr/>					
Balance, Merchants National Bank, December 14, 1921				11,801.68	
				<hr/>	
				\$ 1,674,472.98	\$ 1,674,472.98

Incorporation Fees

Credit

Balance Central Metropolitan Bank, July 1, 1921		116.05	
Receipts:			
July	9,385.00		
August	7,335.00		
September	6,455.00		
October	6,595.00		
November	4,940.00		
December	<u>8,020.00</u>	41,640.00	
Interest - July - December, 1921, Incl.		<u>66.00</u>	41,325.04

Debit

Check # 7, Cent. Met. Bank	9,385.00		
"    8	125.87		
"    9	7,555.00		
"   10	6,550.00		
"   11	<u>6,280.00</u>	29,006.87	
Balance		<u>12,619.22</u>	41,628.04

Incorporation Fees

Merchants National Bank, July 1, 1921	3	885.75	
Int. July 1, 1921 - Aug. 22, 1921		<u>4.05</u>	889.80
Check # 58, credit to Int. Acct:		889.75	
"    59		<u>1.15</u>	890.90

Soldiers' Bonus Fund

Interest from sale of Soldiers' Bonus April 22, 1921 - Aug. 22, 1921			3,918.43
Check #45 on Merchants National Bank			3,918.43

Departmental Receipts

General

Balance, Merchants National Bank, July 1, 1921		92,870.03	
Receipts:			
July	292,375.84		
August	227,726.66		
September	285,672.10		
October	343,574.16		
November	281,835.51		
December	275,932.79	1,707,117.06	
Interest July to Nov. 1921, Incl.		1,124.94	1,801,115.95
Withdrawals:			
July	204,346.37		
August	293,675.04		
September	253,672.12		
October	307,341.99		
November	347,367.26		
December	204,449.39	1,611,052.97	
Balance, Merchants National Bank, Dec. 31, 1921		189,262.98	1,801,115.95

Motor Vehicle Receipts

Balance, Capitol National Bank, July 1, 1921		836.07	
Receipts:			
July	2,193,078.82		
August	527,509.44		
September	136,665.23		
October	57,587.42		
November	71,511.52		
December	37,520.14		
Interest, July to Dec. 1921, Incl.	2,021.30	3,026,693.37	3,027,579.94
Withdrawals:			
July	2,016,202.14		
August	179,309.90		
September	528,036.02		
October	136,203.23		
November	57,587.42		
December	105,219.64	3,027,607.35	
Balance, Capitol National Bank, Dec. 31, 1921		4,972.59	3,027,579.94

Remarks

Active Banks

It was found that the active banks' accounts were not reconciled with the state treasurer's account since Aug. 1, 1921 on to the date of this examination.

This condition should be remedied and it is recommended that the active banks' accounts be reconciled not later than the 10th of each month.


It is also recommended that the treasurer draw out the interest and credit same properly at the time of the reconciliation.

Inactive Banks

A number of discrepancies were noted during the course of this examination due to the apparent tardiness of the state treasurer in submitting interest notices to the inactive banks. In some cases it was found that the 2nd quarter interest had not been credited by the bank at the date of this examination. In order to avoid such errors in the future, it is suggested that the state treasurer forward his interest notices in due time and check same as a verification of the bank's receipt thereof.

General

Securities deposited with the state treasurer by the state depositories were checked and found to be correct.

  
EXAMINER.

STATEMENT OF BONDS BELONGING TO THE TRUST  
FUNDS OF THE STATE OF MINNESOTA AT THE CLOSE  
OF BUSINESS ON DECEMBER 14th, 1921.

PERMANENT SCHOOL FUND:

Virginia	\$ 661,500.00
Minn. Sch. Dist's, Cities, Twp's, Cos. etc.,	25,005,537.71
Itasca State Park Bonds	90,000.00
U. S. Government Liberty Bonds (\$3,281,000)	3,173,555.45
Soldiers' Bonus Board Certs. of Ind. \$775,000	775,000.00
	\$ 28,694,593.16

PERMANENT UNIVERSITY FUND:

Minnesota Villages, etc. \$1,712,733.00	\$ 1,712,733.00
Virginia	50,000.00
Soldiers' Bonus Board Certs. of Ind.	130,000.00
	\$ 1,892,733.00

INTERNAL IMPROVEMENT LAND FUND:

Virginia	\$ 55,000.00
National Guard Armories Cert. of Ind.	33,800.00
Historical Bldg. Certs. of Ind.	10,000.00
U. S. Government Liberty Loan Bond	116,750.00
Soldiers' Bonus Board Certs. of Ind.	3,700.00
	\$ 319,250.00

SWAMP LAND FUND:

Virginia	\$ 100,000.00
Minn. Sch. Dist's, Twp's, Cos. Etc.,	4,340,214.93
National Guard Armories Certs. of Ind.	95,000.00
U. S. Liberty Loan Bond	150,000.00
State Board of Relief Certs. of Ind.	160,000.00
Forest Fires relief Com. Certs. of Ind.	50,000.00
	\$ 4,795,214.93


TEACHERS INSURANCE AND RETIREMENT FUND:


Minn. Sch. Dist's, Twp's, Cos. Etc.,	\$ 675,500.00
--------------------------------------	---------------

INVESTED REVENUE FUND:

Village of Moose Lake, Carlton County,	40,000.00
--	-----------

I hereby certify that the above is a true and correct list of the funds held by the State Treasurer belonging to the Trust Funds of the State of Minnesota at the close of business on December 14th, 1921.

  
 State Auditor.

BY   
 Deputy State Auditor.



STATEMENT OF MONIES TO THE CREDIT OF THE POLICE-  
 THE TREASURY AT THE CLOSE OF BUSINESS ON DECEMBER 31ST  
 1901, 1902.

Revenues	2,300,000.10
Soldiers Relief	100,000.00
State Road & Bridge	21,000.00
National Guard Armory	10,000.00
Itasca State Park Land	10,000.00
Historical Society Building	50,000.00
Permanent School	50,000.00
General School	1,500,000.00
Permanent University	1,000.00
General University	50,000.00
Soldiers Bonus	1,000,000.00
State Land Improvement	5,000.00
State Board of Relief	10,000.00
Internal Improvement Land	100.00
Internal Improvement Land Interest	5,000.00
University Building Fund	100,000.00
State Land	50,000.00
State Land Interest	100,000.00
Grain Inspection	50,000.00
State Prison Revolving	750,000.00
Teachers Ins. & Retirement	50,000.00
Forest Fire Relief	100,000.00
Trunk Highway	<u>500,000.00</u>
Total,	\$ 10,341,011.00

I hereby certify that the above is a true and correct statement of the cash held by the State Treasurer belonging to the State of Minnesota at the close of business on December 31st, 1901.

R. P. Chase  
 State Auditor.

By M. J. Johnson  
 Deputy.

2780