




REPORT OF THE  
STATE CANVASSING BOARD FOR THE  
GENERAL ELECTION HELD IN THE  
STATE OF MINNESOTA  
NOVEMBER 5, 1968


We, Joseph L. Donovan, Secretary of State; Robert J. Sheran, Associate Justice of the Supreme Court; C. Donald Peterson, Associate Justice of the Supreme Court; Leonard J. Keyes, Judge of the District Court, Second Judicial District; and Lindsay G. Arthur, Judge of the District Court, Fourth Judicial District, the legally constituted and acting State Canvassing Board, meeting on November 19, 1968, opened and canvassed the certified copies of the statements made by the County Canvassing Boards of the votes cast at the November 5, 1968 General Election, and we have prepared therefrom a statement of the whole number of votes cast at said election for and against the Proposed Amendments to the Constitution of the State of Minnesota, for Presidential Electors, for State Officers, for Representatives in Congress, for Representatives in the State Legislature, and for Judges of the District Court, and we have specified the names of the persons receiving such votes and the number received by each in the several counties in which they were cast, which statement is as follows. The candidate in each case whose name appears in CAPITAL LETTERS having received the highest number of votes is hereby declared duly elected to that office.


The undersigned hereby subscribe and certify to the correctness of said statement, in St. Paul, this nineteenth day of November, A. D., 1968.

  
Joseph L. Donovan, Secretary of State

  
Robert J. Sheran, Associate Justice


  
C. Donald Peterson, Associate Justice

  
Leonard J. Keyes, Judge of the District Court

  
Lindsay G. Arthur, Judge of the District Court

Containing this certificate  
and 16 pages of tabular  
matter.

#20299  
STATE OF MINNESOTA  
DEPARTMENT OF STATE  
FILED  
NOV 1 9 1968

  
Secretary of State

20299

CONSTITUTIONAL AMENDMENTS

Total Number of Persons Who Voted in State at the Election-----	1,606,307
Total Number of Persons Voting Only Special Presidential Ballots-----	4792
Persons Permitted to Vote All Ballots-----	1,601,515
Necessary Majority for Ratification of Constitutional Amendments-----	800,758
Amendment One--Legislator May Resign and Accept Other Office	
Yes, received-----	1,012,235
No, received.....	359,088
And it appearing that a majority of the electors voting at said election having voted Yes, said Amendment One is hereby declared ADOPTED.	
Amendment Two--Time for Presenting Bills and Approval by Governor	
Yes, received-----	1,044,418
No, received.....	316,916
And it appearing that a majority of the electors voting at said election having voted Yes, said Amendment Two is hereby declared ADOPTED.	
Total Number of Pink Ballots Counted-----	1,578,684
Total Number of White Ballots Counted-----	1,599,655

FOR PRESIDENTIAL ELECTORS

Nominees filed by the following recognized parties:

By Republican Party for NIXON AND AGNEW received-----	658,643
By Democratic-Farmer-Labor Party for HUMPHREY AND MUSKIE RECEIVED---	857,738

Nominees filed by the following by petition:

By American Party for WALLACE AND GRIFFIN received-----	68,931
By Socialist Workers Party for HALSTEAD AND BOUTELLE received-----	808
By Industrial Government Party for BLOMEN AND TAYLOR received-----	285
By Communist Party USA for MITCHELL AND ZAGARELL received-----	415
By Peace and Freedom Party for CLEAVER AND TERRY received-----	935
By Miscellaneous Write-Ins Naming Eugene J. McCarthy received-----	585
By Scattered Write-Ins Naming Various Persons Other than Above received	170

---And the said Nominees, filed by the Democratic-Farmer-Labor Party  
for HUMPHREY AND MUSKIE having received the highest number of votes  
are HEREBY DECLARED ELECTED TO THAT OFFICE, and the same are:

Arnold Fredriksen	Charles W. Stickney
Carl Wessels	Frank Gerke
Ken Kvanbeck	Robert Nickoloff
Harry Lindahl	Fred Gates
Maurice Visscher	Marilyn Gorlin

(General Election 1968 - Minnesota - Official Returns)

FOR REPRESENTATIVE IN CONGRESS  
CONGRESSIONAL DISTRICT:

<u>First</u>	- ALBERT H. QUIE, Republican received-----	138,400
	George Daley, Democratic-Farmer-Labor received-----	62,916
<u>Second</u>	- ANCHER NELSEN, Republican received-----	100,623
	Jon Wefald, Democratic-Farmer-Labor received-----	68,528
<u>Third</u>	- CLARK MacGREGOR, Republican received-----	158,989
	Eugene E. Stokowski, Democratic-Farmer-Labor received-----	86,434
<u>Fourth</u>	- Emery Barrette, Republican received-----	81,392
	JOSEPH E. KARTH, Democratic-Farmer-Labor received-----	129,082
<u>Fifth</u>	- Harmon T. Ogdahl, Republican received-----	78,819
	DONALD M. FRASER, Democratic-Farmer-Labor received-----	108,588
	William C. Braatz, Industrial Government (by petition)received-	747
	David Thorstad, Socialist Workers (by petition) received-----	552
<u>Sixth</u>	- JOHN M. ZWACH, Republican received-----	104,664
	J. Buford Johnson, Democratic-Farmer-Labor received-----	81,578
<u>Seventh</u>	- ODIN LANGEN, Republican received-----	83,113
<i>J.T. (Lowercase)</i>	- BOB BERGLAND, Democratic-Farmer-Labor received-----	79,067
<u>Eighth</u>	- James A. Hennen, Republican received-----	55,209
	JOHN A. BLATNIK, Democratic-Farmer-Labor received-----	115,343

FOR PUBLIC SERVICE COMMISSIONER

Lyle D. Nelson, Republican received-----	686,507
PAUL A. RASMUSSEN, Democratic-Farmer-Labor received-----	712,700

FOR ASSOCIATE JUSTICE OF SUPREME COURT

For the Office to which William P. Murphy was elected for the regular term: WILLIAM P. MURPHY, Incumbent, received-----	1,092,814
For the Office to which James C. Otis was elected for the regular term: JAMES C. OTIS, Incumbent, received-----	1,049,710

End of Statewide Totals and Declarations.

(General Election - 1968 - Minnesota - Official Returns)

FOR REPRESENTATIVES IN THE LEGISLATURE 1968 GENERAL ELECTION Multi-County Districts

<u>District</u>	<u>Counties</u>	<u>Totals</u>
1B L. L. DUXBURY	Houston 6768	Winona 1880 8648
2B CHARLES H. MILLER Vernon J. Yetzer	Wabasha 4363 3518	Winona 2201 1875 6564 5393
3B BERTRAM H. FULLER Darrel R. Miller	Dodge 3436 2207	Olmsted 2732 2766 6168 4973
6A WALTER K. KLAUS	Dakota 10010	Goodhue 2025 12035
7B Mrs. George (Laura) Havel GEORGE B. KRENK	LeSueur 2207 2754	Rice 1904 2977 4111 5731
9B E. J. (Jim) Jessen ROD SEARLE	Freeborn 2320 2369	Waseca 3196 4420 5516 6789
14A RALPH JOPP Mrs. Florence (Flo) Manteuffel	Carver 8241 3332	Scott 2085 757 10326 4089
14B R. J. (Dick) Menke HENRY J. MORLOCK	LeSueur 2337 2299	Scott 4354 4464 6691 6763
15B AUGUST B. MUELLER	McLeod 509	Nicollet 678 Sibley 6044 Total 7231
16B Clarence Klein ADOLPH L. KVAM	Meeker 3515 4992	Wright 734 1536 4249 6528
17A AUBREY W. DIRLAM Harlan (Butch) Otto	Brown 246 252	Redwood 5119 4081 5365 4333
18A Gilbert D. Esau GEORGE MANN	Cottonwood 1960 1953	Jackson 2905 3852 4865 5805
18B Clifford C. Ekstedt M. K. (MAC) HEGSTROM	Cottonwood 1870 1434	Watsonwan 2975 3451 4845 4885
19B <i>Z.T.</i> HILARY D. BARRY <i>-lowercase</i> Wendell O. Erickson <i>-CAPS.</i>	Murray 3099 2761	Rock 1763 3514 <del>6275</del> 4862 <del>4862</del> 6275
20A VERNE E. LONG	Lincoln 3385	Pipestone 5035 8420
21B ROBERT C. BECKLIN	Chisago 6469	Isanti 5555 12024
22A HAROLD (CURLY) DAMMERMAN Al Payne	Chippewa 4116 3030	Lac Qui Parle 736 541 812 454 Totals 5664 4025
22B HARRY PETERSON Maynard L. Swenson	Lac Qui Parle 2641 1859	Yellow Medicine 2574 3110 5215 4969
23A W. D. (BILL) SHORES	Kandiyohi 1334	Swift 5488 6822
24A DELBERT F. ANDERSON Edward E. Barsness	Pope 3416 1885	Stevens 3389 1422 6805 3307

<u>District</u>	<u>Counties</u>			
24B	Big Stone	Grant	Traverse	Total
SAM BARR	3500	3043	2588	9131
25A	Kanabec	Pine	Totals	
Joe D. Drazenovich	2407	2252	4659	
JOE GIMPL	1685	4707	6392	
25B	Mille Lacs	Sherburne		
ROBERT (BOB) DUNN	5352	3975	9327	
Clayton L. Kellar	1318	1298	2616	
32B	Anoka	Hennepin	Ramsey	Totals
JOHN (JACK) KOZLAK	6114	1498	371	7983
Jack Meyer	4770	1709	345	6824
51B	Benton	Sherburne	Stearns	
JOHN BARES, JR.	4162	422	715	5299
Marvin C. Schumann	3662	550	758	4970
52A	Aitkin	Carlton	Crow Wing	
Warren O. Johnson	2484	873	1185	4542
HOWARD E. SMITH	3095	952	2217	6264
54A	Douglas	Todd	Totals	
Art Engelbrecht	5031	748	5779	
JON HAAVEN	5819	2178	7997	
54B	Todd	Wadena		
RON EVERSON	3893	3504	7397	
Robert C. Lee	2554	1819	4373	
56B	Clay	Wilkin		
Charles Borgen	2614	1598	4212	
ARLAN I. STANGELAND	2739	2445	5184	
57A	Anoka	Ramsey		
CARL MOEN	5877	1509	7386	
Bob Ylinen	5443	1139	6582	
58A	Cass	Itasca		
ROBERT G. RENNER	4468	2059	6527	
Bill Walker	3402	2395	5797	
61A	Cook	Lake	St. Louis	Totals
David Battaglia	399	3514	1362	5275
JAMES E. ULLAND	1292	2348	1897	5537
64B	Beltrami	Koochiching	Lake of Woods	
IRVIN ANDERSON	169	5306	1082	6557
Kurt Eisenach	19	1742	388	2149
65B	Clearwater	Hubbard	Mahnomen	
Enno A. Cirks	652	2720	881	4253
L. J. LEE	2890	2140	1679	6709
66A	Norman	Polk	Totals	
Ray Christian	1786	3126	4912	
MARVIN E. CHRISTIANSON	3142	3044	6186	
66B	Polk	Red Lake		
LOUIS A. MURRAY	4629	1155	5784	
William N. Kelly	4190	1025	5215	
67A	Kittson	Marshall	Roseau	Totals
RICHARD W. FITZSIMONS	2986	4834	674	8494
67B	Marshall	Pennington	Roseau	
Mrs. Norma (Lynn) Hanson	274	1874	1075	3223
ANDREW SKAAR	292	3554	3056	6902

FOR JUDGES OF DISTRICT COURT 1968 GENERAL ELECTION

<u>First District</u>	HAROLD E. ELYNN
Carver	9554
Dakota	33806
Goodhue	13089
Le Sueur	7952
McLeod	9829
Scott	10124
Sibley	5790
Total	<u>90144</u>

<u>Third District</u>	WARREN F. PLUNKETT	DANIEL F. FOLEY
Dodge	4454	4293
Fillmore	8261	7872
Freeborn	11399	12079
Houston	5665	5605
Mower	14785	12988
Olmsted	20960	20857
Rice	12546	12344
Steele	6917	6695
Wabasha	6200	6619
Waseca	5865	5857
Winona	12612	13460
Totals	<u>109664</u>	<u>108669</u>

<u>Fifth District</u>	MILTON D. MASON	L. J. IRVINE	WALTER H. MANN	HARVEY A. HOLTAN
Blue Earth	14771	11900	11718	11814
Brown	9578	9028	9105	8666
Cottonwood	5716	5302	5913	5170
Faribault	8210	9342	8376	7865
Jackson	4813	4862	4722	5341
Lincoln	2968	2759	2853	2658
Lyon	7289	7048	5990 *	6624
Martin	8718	9763	8745	8005
Murray	4462	4165	4430	4101
Nicollet	6861	6654	6498	6703
Nobles	7250	7542	7333	6991
Pipestone	4239	3961	4213	3802
Redwood	7430	7092	7266	6900
Rock	4246	4033	4192	3988
Watsonwan	5134	4855	4925	5005
Totals	<u>101685</u>	<u>98306</u>	<u>96279</u>	<u>93633</u>

\*In Lyon County, 1265 write-in votes were cast for others for the office of Judge of the District Court to which Walter H. Mann was elected, of which 748 votes were recorded for Donald Alsop and the remainder were scattered.

For Judges of District Court 1968 General Election - continued

<u>Sixth District</u>	DONALD C. ODDEN	MITCHELL A. DUBOW	C. LUTHER ECKMAN	Harry Lathrop	PATRICK D. O'BRIEN
Carlton	10750	10084	10244	4992	6136
Cook	1497	1309	1290	683	835
Lake	5169	4329	4556	2305	2850
St. Louis	<u>79007</u>	<u>69909</u>	<u>72306</u>	<u>37519</u>	<u>50726</u>
Totals	96423	85631	88396	45499	60547

<u>Ninth District</u>	JAMES E. PREECE
Aitkin	4189
Beltrami	7580
Cass	6262
Clearwater	2684
Crow Wing	11643
Hubbard	3880
Itasca	13232
Kittson	2750
Koochiching	6164
Lake of the Woods	1186
Mahnomen	2059
Marshall	3970
Norman	3735
Pennington	4372
Polk	12249
Red Lake	1790
Roseau	<u>3799</u>
Total	91544

<u>Tenth District</u>	ROBERT B. GILLESPIE	ROBERT BAKKE	CARROLL E. LARSON	JOHN F. (JACK) THOREEN
Anoka	39526	37737	36969	35578
Chis ago	6056	5566	5507	5474
Isanti	5593	4779	4623	4634
Kanabec	3504	3133	3097	2968
Pine	5692	5009	5033	4751
Sherburne	4948	4664	4620	4418
Washington	21436	20032	20219	22026
Wright	<u>11643</u>	<u>11629</u>	<u>12092</u>	<u>10579</u>
Totals	98398	92549	92160	90428

NOTE: Under Minnesota Statutes Section 203.41 each district judge is deemed to hold a separate non-partisan office which is designated on the ballot by the name of the incumbent and it is indicated whether he was elected to the regular term or appointed to fill a vacancy. Judges Flynn, Plunkett, Mason, Irvine, Mann, Odden and Gillespie had been previously elected to the regular term. Judges Foley, Holtan, Dubow, Eckman, Lathrop, Preece, Bakke, Larson and Thoreen had been appointed to office to fill a vacancy or new judgeship. Patrick D. O'Brien successfully sought the office to which Judge Harry Lathrop had been appointed. All judges are elected to a six-year term. Judicial elections in the Second and Fourth Districts are canvassed within Ramsey and Hennepin Counties respectively.

MINNESOTA FOR REPRESENTATIVES IN CONGRESS 1968 GENERAL ELECTION

	Republican	DFL	ZWACH	JOHNSON
<u>First District</u>	Albert H. QUIE	George DALEY	Crow Wing 8421	6340
Dakota	26948	19328	Kandiyohi 6388	6726
Dodge	4263	1410	Lac Qui Parle 3179	2616
Fillmore	8223	2321	Lincoln 2437	1556
Freeborn	10220	5549	Lyon 6904	3047
Goodhue	11850	4143	Meeker 4880	3747
Houston	5670	1961	Mille Lacs 3976	2844
Mower	11549	7194	Morrison 5744	5617
Olmsted	23492	6571	Redwood 6896	2407
Rice	10630	4627	Renville 6118	3795
Steele	8086	2643	Sherburne 3346	3059
Wabasha	5761	2157	Stearns 17875	15259
Winona	11708	5012	Stevens 2932	2057
	<u>138400</u>	<u>62916</u>	Swift 3063	3377
<u>Second District</u>	Ancher NELSEN	Jon WEFALD	Wright 8458	7047
Blue Earth	9960	8816	Yellow Medicine 4077	2979
Brown	7677	4625		81578
Carver	7881	3803	<u>Seventh Dist.</u> Odin	Bob
Cottonwood	4384	2989	LANGEN	BERGLAND
Faribault	5943	4290	Becker 5332	4902
Jackson	3437	3270	Beltrami 4622	4864
Le Sueur	5270	4205	Cass 4397	3528
McLeod	8474	3610	Clay 8335	7787
Martin	7367	4497	Clearwater 1482	2104
Murray	3422	2383	Douglas 5554	5266
Nicollet	5061	4132	Grant 2013	2074
Nobles	4997	4985	Hubbard 2964	2006
Pipestone	3261	2386	Kittson 1776	1762
Rock	3571	1719	Lake of Woods 710	865
Scott	6193	5439	Mahnomen 1052	1585
Sibley	4956	2154	Marshall 2606	3424
Waseca	4953	2613	Norman 2190	2865
Watonwan	3816	2612	Otter Tail 12680	7649
	<u>100623</u>	<u>68528</u>	Pennington 2486	3033
<u>Third District</u>	Clark MacGREGOR	Eugene E. STOKOWSKI	Polk 6892	8443
Anoka	25874	22830	Pope 2732	2651
Sub.Hennepin	133115	63604	Red Lake 807	1549
	158989	86434	Roseau 2304	2779
<u>Fourth District</u>	Emery BARRETTE	Joseph E. KARTH	Todd 5410	4106
Ramsey	69047	113052	Traverse 1313	1741
Washington	12345	16030	Wadena 3074	2319
	81392	129082	Wilkin 2382	1765
<u>5th Dist.</u>	Harmon T. OGDahl	Donald M. Wm.C. FRASER		79067
Hennepin	78819	108588	<u>Eighth Dist.</u> James A. HENNEN	John A. BLATNIK
			Aitkin 2165	3440
			Carlton 3725	8524
			Chisago 3166	4375
			Cook 825	906
			Isanti 2377	3882
			Itasca 5395	10641
			Kanabec 1794	2377
			Koochiching 2184	4886
			Lake 1503	4383
			Pine 2343	4703
			St. Louis 29732	67226
				115343
<u>Sixth District</u>	John M. ZWACH	J. Buford JOHNSON		
Benton	4086	3893		
Big Stone	2009	1952		
Chippewa	3875	3260		



	Persons Permitted Vote All Ballots	Persons Voting Only For President	Total Number Persons Voting	C O N S T I T U T I O N A L A M E N D M E N T S				
				Pink Ballots Counted	A m e n d m e n t O N E		A m e n d m e n t T W O	
					YES	NO	YES	NO
<b>SEVENTH CONG. DIST.</b>								
Becker	10344	1	10345	10024	6270	3176	6555	2791
Beltrami	9619	66	9685	9616	6708	2240	6969	1953
Cass	8072	7	8079	8072	4952	3120	5407	2665
Clay	16641	40	16681	16639	10395	3519	10850	2941
Clearwater	3634	6	3640	3157	2090	1061	2234	877
Douglas	10985	31	11016	10980	6952	2842	7399	2406
Grant	4135	0	4135	4134	2363	1283	2624	1016
Hubbard	5024	13	5037	4984	3206	1441	3439	1185
Kittson	3566	3	3569	3519	2187	1020	2294	881
Lake of the Woods	1586	2	1588	1583	1074	325	1122	262
Mahnomen	2668	3	2671	2668	1443	1225	1635	1033
Marshall	6073	49	6122	5775	3976	1477	4177	1218
Norman	5117	2	5119	5116	2887	1495	3088	1242
Otter Tail	20985	28	21013	14835	11038	6565	11808	5596
Pennington	5564	3	5567	5564	3787	1147	3915	964
Polk	15463	0	15463	15436	10106	3731	10598	3212
Pope	5446	6	5452	5443	3513	1578	3686	1376
Red Lake	2379	1	2380	2379	1287	712	1431	542
Roseau	5128	0	5128	4887	3242	1439	3449	1189
Todd	9701	2	9703	9698	5782	2808	6191	2289
Traverse	3139	2	3141	3138	1857	846	1974	697
Wadena	5462	10	5472	5462	3296	1558	3552	1240
Wilkin	4220	5	4225	4220	2481	1197	2571	1063
Seventh Dist. Totals	164951	280	165231	157329	100892	45805	106968	38638
<b>EIGHTH CONG. DIST.</b>								
Aitkin	5729	6	5735	5285	3545	1669	3674	1492
Carlton	12378	5	12383	12195	8241	3243	8667	2729
Chisago	7728	0	7728	7394	5143	1705	5309	1493
Cook	1749	4	1753	1705	1150	461	1249	382
Isanti	6408	4	6412	6406	4160	1506	4352	1358
Itasca	16350	23	16373	16335	10280	4720	10706	4157
Kanabec	4290	9	4299	4201	2657	1386	2827	1220
Koochiching	7247	0	7247	7195	4915	1616	5155	1390
Lake	5930	8	5938	5930	4252	1366	4404	1205
Pine	7210	2	7212	7205	4502	1975	4591	1756
St. Louis	102729	130	102859	102729	65285	24843	69271	20037
Eighth Dist. Totals	177748	191	177939	176580	114130	44490	120196	37219
<b>STATE GRAND TOTALS</b>	<b>1601515</b>	<b>4792</b>	<b>1606307</b>	<b>1578684</b>	<b>1012235</b>	<b>359088</b>	<b>1044418</b>	<b>316916</b>

	Persons Permitted To Vote All Ballots	Persons Voting Only For President	Total Number Persons Voting	C O N S T I T U T I O N A L A M E N D M E N T S				
				Pink Ballots Counted	A m e n d m e n t O N E Y E S	N O	A m e n d m e n t T W O Y E S	N O
<b>FIRST CONG DISTRICT</b>								
Dakota	50278	192	50470	50278	30533	9643	31079	9286
Dodge	5799	4	5803	5722	3854	1420	3992	1299
Fillmore	10731	6	10737	10731	6248	3076	6694	2594
Freeborn	16610	118	16728	16688	10914	3459	10972	3251
Goodhue	15883	286	16169	15365	11589	3271	11894	2938
Houston	7778	16	7794	7776	4484	3292	4816	2960
Mower	19657	20	19677	16840	12551	4166	12745	3716
Olmsted	31967	260	32227	26635	22493	4242	22524	3809
Rice	15484	50	15534	15430	9673	5757	10101	5299
Steele	11312	22	11334	11213	6513	2962	6838	2686
Wabasha	8054	6	8060	8054	5329	2006	5427	1868
Winona	17524	61	17585	17518	10753	3500	11180	3153
First Dist. Totals	211077	1041	212118	202250	134934	46794	138262	42859
<b>SECOND CONG. DIST.</b>								
Blue Earth	19535	160	19695	19611	11239	3412	11448	3066
Brown	12558	7	12565	12157	7311	4245	8076	3194
Carver	11925	19	11944	11816	7894	2946	8162	2583
Cottonwood	7508	5	7513	7508	4922	1960	5229	1658
Faribault	10572	10	10582	10570	6955	3592	7218	3329
Jackson	6866	4	6870	6337	4419	1902	4580	1698
Le Sueur	9674	106	9780	9741	5887	2764	6128	2437
McLeod	12285	11	12296	12282	7897	3313	8261	2961
Martin	12025	22	12047	11973	8075	3182	8451	2726
Murray	5968	6	5974	5822	3519	1884	3751	1579
Nicollet	9326	41	9367	9245	6526	2290	6653	2102
Nobles	10332	12	10344	10292	6815	2743	7252	2297
Pipestone	5808	17	5825	5807	3248	1827	3524	1542
Rock	5429	14	5443	5417	3559	1388	3718	1213
Scott	11863	155	12018	11796	7361	3453	7731	2954
Sibley	7291	8	7299	7291	4494	2797	4702	2589
Waseca	7737	6	7743	7734	4872	2862	5167	2567
Watonwan	6525	2	6527	6525	4264	1723	4398	1437
Second Dist. Totals	173227	605	173832	171924	109257	48283	114449	341932

	Persons Permitted To Vote All Ballots	Persons Voting Only For President	Total Number Persons Voting	C O N S T I T U T I O N A L A M E N D M E N T S				
				Pink Ballots Counted	A m e n d m e n t O N E		A m e n d m e n t T W O	
					YES	NO	YES	NO
<b>THIRD CONG. DISTRICT</b>								
Anoka	50435	120	50555	49668	35778	11880	36529	10925
Suburban Hennepin	213321	890	214211	213321	152345	31594	153670	28467
Third District Totals	263756	1010	264766	262989	188123	43474	190199	39392
<b>FOURTH CONG. DISTRICT</b>								
Ramsey	196714	685	197399	196714	97146	37882	100300	34870
Washington	28991	186	29177	28948	18600	6306	18763	6120
Fourth District Totals	225705	871	226576	225662	115746	44188	119063	40990
<b>FIFTH DISTRICT (Minneapolis)</b>								
	194694	486	195180	194694	131313	30812	129958	28842
<b>SIXTH CONG. DISTRICT</b>								
Benton	8141	5	8146	8141	5049	2198	5199	2063
Big Stone	4037	3	4040	4034	2600	1434	2857	1177
Chippewa	7256	3	7259	7256	4523	2733	4838	2418
Crow Wing	15031	12	15043	14044	9931	4062	10460	3484
Kandiyohi	13528	8	13536	13259	8827	3015	9339	2405
Lac Qui Parle	5929	0	5929	5929	3752	1609	4086	1247
Lincoln	4092	0	4092	3815	2402	1110	2600	905
Lyon	10138	45	10183	10138	6755	2688	7073	2336
Meeker	8837	0	8837	8810	5102	2963	5428	2443
Mille Lacs	6981	2	6983	6980	4330	2023	4496	1879
Morrison	11568	2	11570	11538	6331	4097	7033	3336
Redwood	9406	4	9410	9404	5927	3477	6382	3022
Renville	10112	0	10112	10096	6591	2804	6863	2463
Sherburne	6679	10	6689	6679	4393	1449	4487	1370
Stearns	33920	78	33998	33920	19334	9881	20632	8311
Stevens	5071	21	5092	4938	3187	1318	3436	1141
Swift	6531	34	6565	6514	4189	2016	4481	1702
Wright	15917	75	15992	14582	9940	4487	10631	3832
Yellow Medicine	7179	6	7185	7179	4677	1878	5002	1510
Sixth Dist. Totals	190353	308	190661	187256	117840	55242	125323	47044

	Total White Ballots Counted	NIXON Agnew Republican	HUMPHREY Muskie DFL	WALLACE Griffin American Party	HALSTEAD Boutelle Socialist Workers	BLOMEN Taylor Industrial Government	MITCHELL Zagarell Communist Party	CLEAVER Terry Peace & Freedom
<b>FIRST CONG.DIST.</b>								
Dakota.	50470	19290	28416	2142	33	11	8	8
Dodge	5803	3064	2437	201	2	0	2	3
Fillmore	10737	6257	3918	426	0	0	1	2
Freeborn	16627	7315	8671	558	8	1	1	9
Goodhue	16096	8283	7220	451	2	1	0	6
Houston	7794	4450	2703	521	2	0	0	1
Mower	19568	7736	11022	692	15	3	2	9
Olmsted	31841	17292	13417	1103	12	4	2	8
Rice	15489	7037	7785	477	6	1	2	11
Steele	11312	6193	4631	358	2	2	0	4
Wabasha	8060	4081	3452	346	4	1	0	1
Winona	17585	7998	8627	781	3	9	7	14
<b>FIRST DIST.TOT.</b>	<b>211382</b>	<b>98996</b>	<b>102299</b>	<b>8056</b>	<b>89</b>	<b>33</b>	<b>25</b>	<b>76</b>
<b>SECOND CONG.DIST.</b>								
Blue Earth	19646	9571	9254	686	12	1	2	11
Brown	12556	7039	4585	703	4	3	2	7
Carver	11933	6649	4590	528	8	1	2	2
Cottonwood	7511	4050	3046	293	1	0	0	1
Faribault	10582	5662	4335	379	5	1	1	1
Jackson	6870	2886	3515	359	1	1	0	4
Le Sueur	9772	4189	5094	292	2	0	1	2
McLeod	12296	6619	4861	576	3	0	2	3
Martin	12047	7115	4271	580	1	2	0	4
Murray	5960	2906	2662	316	1	0	0	2
Nicollet	9348	4671	4244	312	3	1	0	3
Nobles	10311	4451	5171	477	3	1	2	2
Pipestone	5823	3241	2234	260	1	0	0	2
Rock	5443	3056	2084	232	1	0	0	1
Scott	12015	4632	6656	540	2	2	1	2
Sibley	7299	4250	2540	361	0	0	2	1
Waseca	7737	4292	3057	244	2	2	2	3
Watsonwan	6527	3446	2701	278	0	1	1	2
<b>SECOND DIST.TOT.</b>	<b>173676</b>	<b>88725</b>	<b>74900</b>	<b>7416</b>	<b>50</b>	<b>16</b>	<b>18</b>	<b>53</b>

	Total White Ballots Counted	NIXON Agnew Republican	HUMPHREY Muskie DFL	WALLACE Griffin American Party	HALSTEAD Boutelle Socialist Workers	BLOMEN Taylor Industrial Government	MITCHELL Zagarell Communist Party	CLEAVER Terry Peace & Freedom
<b>THIRD CONG. DIST.</b>								
Anoka	50455	16358	30656	3073	18	4	8	7
Suburban Hennepin	214211	99986	105357	7204	73	27	23	85
Third Dist. Totals	264666	116344	136013	10277	91	31	31	92
<b>FOURTH CONG. DIST.</b>								
Ramsey	197399	64068	122568	8543	170	29	64	113
Washington	29149	10921	16449	1527	19	3	5	21
Fourth Dist. Totals	226548	74989	139017	10070	189	32	69	134
<b>FIFTH CONG. DIST. (Minneapolis)</b>								
	195180	70016	114721	8455	141	67	118	327
<b>SIXTH CONG. DIST.</b>								
Benton	8146	3470	4022	514	4	0	2	4
Big Stone	4040	1645	2119	176	2	0	2	2
Chippewa	7259	3195	3701	243	2	2	1	3
Crow Wing	15031	6687	7411	672	3	2	6	6
Kandiyohi	13524	5086	7639	658	8	2	1	6
Lac Qui Parle	5929	2672	2937	212	1	2	1	3
Lincoln	4073	1732	2109	187	1	0	0	0
Lyon	10183	4331	5317	306	3	0	2	6
Meeker	8837	4044	4213	438	3	1	3	2
Mille Lacs	6983	2990	3494	399	3	2	0	2
Morrison	11569	4511	6111	612	9	5	1	7
Redwood	9410	5134	3680	462	1	1	1	3
Renville	10112	4821	4535	543	3	2	2	0
Sherburne	6679	2737	3481	369	0	2	0	1
Stearns	33998	15422	15990	2081	35	7	5	21
Stevens	5090	2560	2247	246	1	1	0	5
Swift	6565	2476	3716	247	1	2	1	5
Wright	15803	6321	8793	627	5	1	2	4
Yellow Medicine	7185	3060	3587	406	1	2	2	1
Sixth Dist. Totals	190416	82894	95102	9398	86	34	32	81

	Total White Ballots Counted	NIXON Agnew Republican	HUMPHREY Muskie DFL	WALLACE Griffin American Party	HALSTEAD Boutelle Socialist Workers	BLOMEN Taylor Industrial Government	MITCHELL Zagarell Communist Party	CLEAVER Terry Peace & Freedom
<b>SEVENTH CONG. DIST.</b>								
Becker	10336	4728	4875	568	6	2	4	10
Beltrami	9684	3912	5034	599	2	0	2	6
Cass	8079	3888	3569	486	3	1	1	2
Clay	16681	7910	7987	640	5	1	2	11
Clearwater	3639	1284	2046	217	4	0	5	3
Douglas	11015	5464	4826	536	4	1	1	4
Grant	4135	1929	1982	179	0	0	0	3
Hubbard	5031	2720	1920	304	4	0	2	0
Kittson	3568	1436	1894	179	2	1	1	0
Lake of Woods	1588	607	875	69	4	1	2	0
Mahnomen	2671	893	1508	201	2	0	0	1
Marshall	6064	2367	3161	418	4	1	1	3
Norman	5119	1981	2828	200	2	1	0	0
Otter Tail	15800	12483	7400	802	8	1	1	6
Pennington	5567	2247	2998	212	3	0	0	5
Polk	15437	6074	8380	700	4	3	2	3
Pope	5452	2504	2592	265	4	0	1	2
Red Lake	2380	718	1467	130	0	0	0	3
Roseau	5115	2048	2649	326	3	2	2	4
Todd	9701	4883	3992	572	4	2	2	5
Traverse	3141	1277	1669	137	0	1	0	0
Wadena	5472	2912	2198	269	2	2	2	1
Wilkin	4225	2037	1946	181	0	1	0	0
Seventh Dist. Total	159900	76302	77796	8190	70	21	31	72
<b>EIGHTH CONG. DIST.</b>								
Aitkin	5722	2254	3094	286	9	0	3	4
Carlton	12378	3016	8538	444	4	3	8	1
Chisago	7695	3053	4102	492	1	1	0	2
Hook	1753	853	777	96	0	0	1	2
Isanti	6412	2429	3439	451	2	1	2	3
Itasca	16373	4898	10512	780	3	3	5	5
Kanabec	4297	1847	2154	240	2	0	0	1
Koochiching	7246	2104	4697	299	3	1	1	4
Lake	5938	1351	4266	263	4	1	1	1
Pine	7210	2591	4044	463	3	1	8	4
St. Louis	102859	25981	72267	3255	60	40	62	71
Eighth Dist. Total	177883	50377	117890	7069	91	51	91	98
<b>STATE GRAND TOTAL</b>	<b>1599655</b>	<b>658643</b>	<b>857738</b>	<b>68931</b>	<b>808</b>	<b>285</b>	<b>415</b>	<b>935</b>

P r e s i d e n t i a l W r i t e - I n s			Public Service Commission NELSON Republican	Public Service Commission RASMUSSEN DFL	Associate Justice MURPHY	Associate Justice OTIS	County District Precinct Count
Eugene J. McCarthy All Variants			Scattered	Other			
<b>FIRST CONG. DIST.</b>							
Dakota			20539		23178	33762	33523
Dodge			3314		2119	4492	4240
Fillmore	2	1	6342		3789	8290	7891
Freeborn			7295		6877	11494	10833
Goodhue		1	8899		6546	13501	13091
Houston	2	2	4639		2625	6176	5730
Mower	2	5	8210		9431	12824	12204
Olmsted		2	17558		8994	21523	17886
Rice			8097		6494	13041	12488
Steele			5692		3321	7038	6478
Wabasha	1		4484		3077	6448	6080
Winona	4		8907		6700	13653	12359
First Dist. Total	11	11	103976		83151	152242	142803
<b>SECOND CONG. DIST.</b>							
Blue Earth			9402		7194	13647	12263
Brown	4	3	6986		4607	9653	9507
Carver			7070		4281	9334	9014
Cottonwood			4092		2935	5927	5606
Faribault			5756		4137	8594	8253
Jackson			2886		3434	5424	4935
Le Sueur	1		4372		4752	7404	7112
McLeod			7050		4480	9699	9287
Martin			7201		4176	9746	9080
Murray		1	2963		2582	4722	4390
Nicollet			5006		3826	7551	7151
Nobles			4760		4818	7990	7630
Pipestone			3061		2269	4443	4217
Rock			3155		1925	4440	4179
Scott	2		5161		6125	9396	9015
Sibley			4429		2345	5398	5234
Waseca	3		4522		2863	6076	5759
Watsonwan	1	3	3532		2600	5234	4908
Second Dist. Total	11	7	91404		69349	134678	127540

P r e s i d e n t i a l W r i t e - I n s			Public Service Commission	Public Service Commission	Associate Justice MURPHY	Associate Justice OTIS	<del>General District Backers</del>
Eugene J. McCarthy	Scattered	Other	NELSON	RASMUSSEN			<del>Scattered</del>
All Variants			Republican	DFL			
<b>THIRD CONG. DIST</b>							
Anoka	9	1	19329	28317	40941	38275	
Suburban Hennepin	72	28	109470	76573	131030	125905	
Third Dist. Total	81	29	128799	104890	171971	164180	
<b>FOURTH DISTRICT</b>							
Ramsey	87	14	60365	80365	98827	109038	
Washington	9		11793	14465	22800	21582	
Fourth Dist. Totals	96	14	72158	94830	121627	130620	
<b>FIFTH DISTRICT</b>							
(Minneapolis)	266	58	80017	84396	107930	100820	
<b>SIXTH DISTRICT</b>							
Benton			3365	3890	6039	5393	
Big Stone			1662	2129	3347	3166	
Chippewa			3181	3704	5812	5679	
Crow Wing	7	1	6602	7673	12255	11751	
Kandiyohi			4593	7301	9406	8657	
Lac Qui Parle			2595	2997	4544	4308	
Lincoln	1		1758	2008	3117	2921	
Lyon		1	4897	4542	8001	7476	
Meeker			4201	4040	6973	6750	
Mille Lacs			3124	3436	5517	5340	
Morrison			4616	6105	8617	8204	
Redwood	3		5349	3463	7282	6925	
Renville			5239	4312	8018	7770	
Sherburne	3		2879	3184	5103	4749	
Stearns	16	3	14316	14928	24453	21295	
Stevens	2		2399	2213	4086	3883	
Swift	3		2496	3699	5201	5014	
Wright			7052	7887	12513	11994	
Yellow Medicine		1	3225	3541	5815	5543	
Sixth Dist. Totals	35	6	83549	91052	146099	136818	



P r e s i d e n t i a l W r i t e - I n s			Public Service	Public Service	Associate Justice	Associate Justice	<del>County &amp; District</del>
Eugene J. McCarthy			Commission	Commission	MURPHY	OTIS	<del>Ballots counted</del>
	All Variants	Scattered Other	NELSON Republican	RASMUSSEN DFL			
SEVENTH CONG. DIST.							
Becker	3		4894	4890	8260	7945	
Beltrami	5	5	3900	5108	7684	7438	
Cass			3721	3824	6348	6132	
Clay	1	3	7686	5810	11135	10127	
Clearwater	2		1203	2194	2757	2623	
Douglas	2	1	5038	5287	8535	8169	
Grant	2		1858	2012	3159	2992	
Hubbard			2705	2025	3970	3789	
Kittson			1317	2002	2832	2678	
Lake of Woods			603	906	1278	1206	
Maineomen			920	1537	2024	1964	
Marshall		1	2217	3382	4795	4444	
Norman			1986	2792	3832	3617	
Otter Tail			11577	7082	13847	12872	
Pennington			2177	3071	4497	4296	
Polk		3	6192	8531	12897	12236	
Pope			2514	2652	4221	4097	
Red Lake			714	1489	1932	1761	
Roseau	1		1981	2788	3919	3747	
Todd			4717	4282	7050	6711	
Traverse			1205	1685	2429	2326	
Wadena			2915	2227	4230	3996	
Wilkin			2034	1894	3361	3103	
Seventh Dist. Total	16	13	74074	77470	124992	118269	
EIGHTH CONG. DIST.							
Aitkin	6	1	2367	3036	4544	4358	
Carlton		4	3626	8245	10407	9254	
Chisago			3346	3933	6015	5704	
Cook			962	715	1444	1398	
Isanti	6	4	2516	3606	4907	4834	
Itasca			5056	10380	13304	12819	
Kanabec	3	1	1823	2220	3331	3180	
Koochiching	3	4	2087	4747	6029	5815	
Lake	4		1526	4186	5099	4878	
Pine	3		2716	4046	5524	5271	
St. Louis	43	18	26505	62448	72671	71149	
Eighth Dist. Total	68	32	52530	107562	133275	128660	
STATE GRAND TOTAL	585	170	686507	712700	1092814	1049710	