

REPORT OF THE STATE CANVASSING BOARD
PRIMARY ELECTION
September 8, 1964

STATE OF MINNESOTA
DEPARTMENT OF STATE

We, Joseph L. Donovan, Secretary of State; Thomas Gallagher, Associate Justice of the Supreme Court; Martin A. Nelson, Associate Justice of the Supreme Court; Rolf Fosseen, Judge of the District Court, Fourth Judicial District; and Archie L. Gingold, Judge of the District Court, Second Judicial District, the legally constituted and acting State Canvassing Board, as required by law, opened and canvassed on September 22, 1964, the certified copies of the statements made by the County Canvassing Boards of the votes cast at the September 8, 1964 Primary Election for United States Senator in Congress, Representatives in Congress, State Officers, Senators and Representatives in the Legislature, Chief Justice of the Supreme Court, Associate Justices of the Supreme Court, and Judges of the District Court, and we have specified the names of the persons receiving such votes and the number received by each in the several counties in which they were cast, which statement is as follows. The candidate in each case whose name appears in capital letters having received the highest number of votes, or there being no contest for nomination, is hereby declared to be the nominee:

17085
STATE OF MINNESOTA
DEPARTMENT OF STATE
FILED
SEP 22 1964
Joseph L. Donovan
Secretary of State

DEMOCRATIC-FARMER-LABOR NOMINATIONS

Total number of ballots cast and counted - Democratic-Farmer-Labor..274,118

For United States Senator in Congress

EUGENE J. McCARTHY received.....245,068

Joseph Nowak received..... 11,267

R. H. Underdahl received..... 14,562

For Railroad and Warehouse Commissioner

RONALD L. (ROW) ANDERSON received.....213,080

For Representative in Congress

First Congressional District

GEORGE DALEY received.....24616

William Twohy Heine received..... 4587

Second Congressional District

CHAS. V. SIMPSON received.....14307

Third Congressional District

RICHARD J. PARISH received.....20957

Fourth Congressional District

JOSEPH E. KARTH received.....35794

Fifth Congressional District

DONALD M. FRASER received..... 33134

Sixth Congressional District

ALEC G. OLSON received.....26496

Seventh Congressional District

Bill Kjeldahl received.....12822

BEN M. WICHTERMAN received.....20760

Eighth Congressional District

JOHN A. BLATNIK received.....55371

REPUBLICAN NOMINATIONS

Total number of ballots cast and counted - Republican.....168,524

For United States Senator in Congress

WHEELLOCK WHITNEY received.....161,363

For Railroad and Warehouse Commissioner

P. KENNETH (P.K.) PETERSON received.....154,043

For Representative in Congress

First Congressional District

ALBERT H. QUIE received.....25888

Second Congressional District

ANCHER NELSEN received.....16985

Third Congressional District

CLARK MacGREGOR received..... 25275

Fourth Congressional District

JOHN M. DREXLER received.....11416

Fifth Congressional District

JOHN W. JOHNSON received..... 22,258

Sixth Congressional District

Alfred M. (Tex) Joyce received.....986

ROBERT J. ODEGARD received.....20698

Seventh Congressional District

ODIN LANGEN received.....18859

Eighth Congressional District

DAVID W. GLOSSBRENNER received.....17188

FOR SENATORS IN THE LEGISLATURE

(To Fill Vacancies in Terms Expiring 1967 Only)

<u>Twenty-Seventh District</u>	Benton	Sherburne	Stearns	Total
KEITH F. HUGHES	1308	247	2630	4185
AL LOEHR	1465	194	2337	3996
Gerald P. Weyrens	1019	142	1530	2691
<u>Sixty-First District</u>	St. Louis	Cook	Lake	Total
John A. Ferris	1422	23	124	1569
Walter John Harris	229	34	82	345
RAYMOND J. HIGGINS	3972	263	818	5053
CLARK KENNEDY	2059	232	1214	3505
Wm. N. (Bill) Kerfoot	327	371	173	871
John P. Nelson	1234	86	320	1640

FOR REPRESENTATIVES IN THE LEGISLATURE

Twenty-First District

ROBERT C. BECKLIN

RAYMOND S. PETRY

Twenty-Fourth District

	Grant	Stevens	Total
CARL M. IVERSON	1200	989	2189
AL KANSTRUP	1007	525	1532
R. B. (Dick) O'Neill	319	1056	1375

Big Stone-Traverse

SAM BARR

DONALD L. FINBERG

Twenty-Seventh District

	Benton	Sherburne	Total
JAMES W. DAVIS	1481	256	1737
Marion J. Jones	135	6	141
John T. Kosloske	1048	101	1149
MARVIN C. SCHULMANN	1211	213	1424

Twenty-Eighth District (Two offices to be filled)

GLENN A. BLOMQUIST

BOB DUNN

GEORGE E. GRANT

Sixty-First District

WILLIAM H. HOUSE

Sixty-Fourth District

LEONARD R. DICKINSON

RUDY C. LEE

Sixty-Fifth District

L. J. LEE

STUART D. McCARTY

Sixty-Sixth District

	Pennington	Red Lake	Total
ANDREW SKAAR	964	386	1350
A. B. (Al) Stenberg	458	225	683
ART STENBERG	653	368	1021

FOR CHIEF JUSTICE AND ASSOCIATE JUSTICES OF THE SUPREME COURT

For Chief Justice of the Supreme Court

(For the office to which Oscar R. Knutson was appointed)

OSCAR R. KNUTSON - Incumbent

For Associate Justice of the Supreme Court

(For the Office to which Walter F. Rogosheske was appointed)

WALTER F. ROGOSHESKE - Incumbent

For Associate Justice of the Supreme Court

(For the Office to which Robert J. Sheran was appointed)

WM. G. DRESSEL

ROBERT J. SHERAN - Incumbent

FOR JUDGES OF THE DISTRICT COURT

First Judicial District

(For the Office to which John M. Fitzgerald was appointed)

JOHN M. FITZGERALD - Incumbent

(For the Office to which John B. Friedrich was appointed)

JOHN B. FRIEDRICH - Incumbent

J. JEROME KLUCK

Third Judicial District

(For the Office to which Leo F. Murphy was elected for the regular term)

County	Roger Catherwood	DONALD T. FRANKE	A. K. Grinley	John D. McGill	S. A. SAWYER
Dodge	153	565	160	180	334
Fillmore	326	770	427	584	1379
Freeborn	541	258	3846	401	452
Houston	205	201	470	695	1141
Mower	2759	270	679	321	320
Olmsted	244	4755	315	425	438
Rice	537	966	1186	1494	3113
Steele	84	86	222	170	1182
Wabasha	72	444	79	373	370
Waseca	171	356	499	416	441
Winona	271	308	170	3890	5111
Totals	5363	8979	8053	8949	14281

(For the Office to which O. Russell Olson was appointed)

O. RUSSELL OLSON - Incumbent

(For the Office to which John F. Cahill was elected for the regular term)

JOHN F. CAHILL - Incumbent

Fifth Judicial District

(For the Office to which Noah S. Rosenbloom was appointed)

CHARLES C. JOHNSON

NOAH S. ROSENBLOOM - Incumbent

Sixth Judicial District

(For the Office to which Christ Holm was elected for the regular term)

County	DAVE A. BOURGIN	N. S. CHANAK	Ben P. Constantine	Clarence H. Kleffman	William R. Ojala
Carlton	1151	1515	393	772	1029
Cook	183	291	105	133	220
Lake	601	830	227	386	673
St. Louis	12356	17576	4736	12104	8144
Totals	14291	20212	5461	13395	10066

Seventh Judicial District

(For the office to which Rol E. Barron was elected for the regular term)

CHESTER G. ROSENGREN

(For the office to which Charles W. Kennedy was appointed)

CHARLES W. KENNEDY - Incumbent

Eighth Judicial District

(For the office to which C. A. Rolloff was elected for the regular term)

C. A. ROLLOFF - Incumbent

(For the office to which Sam G. Gandrud was elected for the regular term)

SAM G. GANDRUD - Incumbent

Ninth Judicial District

(For the office to which Gordon L. McRae was appointed)

GORDON L. McRAE - Incumbent

(For the office to which Hans O. Chommie was appointed)

HANS O. CHOMMIE - Incumbent

Tenth Judicial District

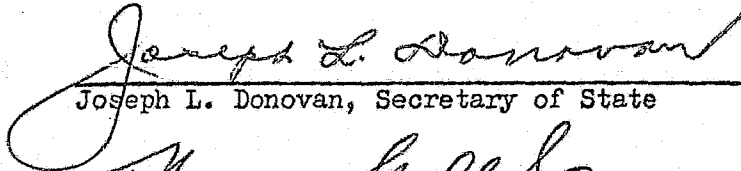
(For the office to which Leonard Keyes was elected for the regular term)

LEONARD KEYES - Incumbent

(For the office to which William T. Johnson was appointed)

WILLIAM T. JOHNSON - Incumbent


We hereby subscribe and certify to the correctness of said statement.




Joseph L. Donovan, Secretary of State




Thomas Gallagher, Associate Justice Supreme Court



Martin A. Nelson, Associate Justice Supreme Court



Rolf Fosseen, Judge of the District Court,
Fourth Judicial District



Archie L. Gingold, Judge of the District Court,
Second Judicial District

RETURNS OF PRIMARY ELECTION IN STATE OF MINNESOTA, SEPTEMBER 8, 1964 OFFICIAL CANVASS

	Total Persons Who Voted	Total Ballots DFL	For United States Senator in Congress - DFL			For R. R. & Whse. Comm.	Total Ballots Republi- can	For U.S. Senator in Congress	For R.R. & Whse. Comm.
			Eugene J. McCarthy	Joseph Nowak	R. H. Underdahl				
FIRST CONG. DIST.									
Dakota	15168	10567	9657	539	317	8393	4601	4469	4278
Dodge	1508	524	452	25	47	462	858	826	770
Fillmore	3828	1454	1234	56	152	1206	1795	1570	1541
Freeborn	5911	2762	2423	113	180	2191	2603	2339	2310
Goodhue	2113	1062	923	38	92	921	1010	962	945
Houston	3070	1185	1020	48	86	923	1548	1256	1279
Mower	4633	2326	2052	71	186	1885	1825	1656	1618
Olmsted	6414	2440	2204	64	171	1977	3182	2829	2800
Rice	8023	3808	3471	133	196	3153	3276	3085	3013
Steele	1913	719	635	39	40	552	997	914	899
Wabasha	1409	681	617	29	33	580	618	591	566
Winona	9904	4678	4110	197	342	4087	4001	3682	3874
Totals	63894	32206	28798	1352	1842	26330	26314	24179	23893

RETURNS OF PRIMARY ELECTION IN STATE OF MINNESOTA, SEPTEMBER 8, 1964 OFFICIAL CANVASS

	Total Persons Who Voted	Total Ballots DFL	For United States Senator in Congress - DFL			For R. R. & Whse. Comm.	Total Ballots Republi- can	For U.S. Senator in Congress	For R.R. & Whse. Comm.
			Eugene J. McCarthy	Joseph Nowak	R. H. Underdahl				
SECOND CONG. DIST.									
Blue Earth	6946	2930	2723	87	116	2278	3007	2811	2564
Brown	1509	755	691	26	29	588	696	650	639
Carver	3308	1480	1369	55	46	1147	1431	1307	1254
Cottonwood	3954	1616	1449	63	94	1323	1976	1825	1769
Faribault	1682	800	660	45	85	689	805	773	777
Jackson	1913	1054	917	52	85	811	694	689	615
Le Sueur	1211	802	702	50	33	617	364	351	338
McLeod	3067	1081	959	61	50	872	1699	1524	1519
Martin	1874	798	675	49	72	652	1028	978	955
Murray	1331	737	621	47	61	566	460	428	414
Nicollet	2830	1255	1157	47	51	1061	1262	1229	1170
Nobles	991	561	516	24	19	492	374	368	367
Pipestone	1052	606	488	43	53	513	419	382	389
Rock	803	370	307	17	46	293	375	375	367
Scott	2404	1542	1407	72	45	1205	597	568	543
Sibley	913	404	340	19	32	340	465	445	433
Waseca	2092	881	717	37	47	637	1048	955	899
Watonwan	1420	674	603	24	44	613	727	694	693
Totals	39300	18346	16301	818	1008	14697	17427	16352	15705

RETURNS OF PRIMARY ELECTION IN STATE OF MINNESOTA, SEPTEMBER 8, 1964 OFFICIAL CANVASS

	Total Persons Who Voted	Total Ballots DFL	For United States Senator in Congress - DFL			For R. R. & Whse. Comm.	Total Ballots Republi- can	For U.S. Senator in Congress	For R.R. & Whse. Comm.
			Eugene J. McCarthy	Joseph Nowak	R. H. Underdahl				
THIRD CONG. DIST.									
Anoka	8629	5813	5341	182	201	5459	2384	2312	2312
Hennepin (Suburban)	48381	19443	17944	753	744	13889	23090	22414	20576
Totals	57010	25256	23285	935	945	19348	25474	24726	22888
FOURTH CONG. DIST.									
Ramsey	52688	35786	33696	1009	1081	25242	12756	12756	11636
Washington	8092	4393	4084	131	178	3667	2495	2495	2408
Totals	60780	40179	37780	1140	1259	28909	15251	15251	14044
FIFTH CONG. DIST.									
Hennepin & Totals	64601	35834	32321	1862	1615	23336	23300	23067	22378

RETURNS OF PRIMARY ELECTION IN STATE OF MINNESOTA, SEPTEMBER 8, 1964 OFFICIAL CANVASS

	Total Persons Who Voted	Total Ballots DFL	For United States Senator in Congress - DFL			For R. R. & Whse. Comm.	Total Ballots Republi- can	For U.S. Senator in Congress	For R.R. & Whse. Comm.
			Eugene J. McCarthy	Joseph Nowak	R. H. Underdahl				
SIXTH CONG. DIST.									
Benton	3977	2104	1900	96	108	1736	1458	1405	1272
Big Stone	1363	881	732	16	60	770	387	346	339
Chippewa	2185	1075	973	30	56	929	1007	963	941
Crow Wing	3319	1920	1626	87	128	1737	1263	1209	1200
Kandiyohi	4830	2969	2797	67	105	2348	1520	1446	1359
Lac Qui Parle	1572	739	651	25	41	650	795	762	753
Lincoln	681	396	351	19	17	344	274	255	259
Lyon	1578	787	711	23	50	694	750	726	721
Meeker	1836	848	761	25	48	728	881	840	822
Mille Lacs	1885	756	674	25	54	680	975	896	904
Morrison	2358	1452	1278	91	64	1273	773	726	727
Redwood	2699	990	871	47	50	801	1531	1457	1397
Renville	2060	865	785	25	52	776	1218	1173	1157
Sherburne	2524	1167	1068	50	49	1009	1140	1069	995
Stearns	11037	6952	6420	216	236	5370	4085	3832	3199
Stevens	2611	1254	1136	32	71	1000	1106	1039	1029
Swift	1856	1164	1069	29	51	1064	595	558	554
Wright	3213	1557	1381	72	73	1293	1395	1303	1277
Yellow Medicine	2152	1081	927	81	55	944	953	929	896
Totals	53736	28957	26111	1056	1368	24146	22106	20934	19801

RETURNS OF PRIMARY ELECTION IN STATE OF MINNESOTA, SEPTEMBER 8, 1964 OFFICIAL CANVASS

	Total Persons Who Voted	Total Ballots DFL	For United States Senator in Congress - DFL			For R. R. & Whse. Comm.	Total Ballots Republi- can	For U.S. Senator in Congress	For R.R. & Whse. Comm.
			Eugene J. McCarthy	Joseph Nowak	R. H. Underdahl	L. Ronald (Ron) Anderson	Wheeler Whitney	P. Kenneth (P.K.) Peterson	
SEVENTH CONG. DIST.									
Becker	4210	2596	2297	96	181	2253	1615	1439	1434
Beltrami	2584	1755	1502	81	144	1560	719	677	678
Cass	3626	1892	1661	66	147	1683	1312	1255	1228
Clay	5104	2965	2545	100	281	2585	1649	1505	1525
Clearwater	945	715	592	24	70	629	186	174	171
Douglas	4728	2382	2094	86	170	2016	1812	1761	1668
Grant	2570	1461	1258	56	113	1184	910	845	821
Hubbard	2836	1372	1159	59	136	1101	1182	1111	1088
Kittson	1039	718	596	31	71	630	288	259	256
Lake of the Woods	948	622	538	19	61	565	239	215	216
Mahnomen	751	587	499	25	52	513	133	124	126
Marshall	1574	1180	996	44	123	1020	336	305	310
Norman	1873	1294	1072	46	99	1077	473	440	432
Otter Tail	5142	2567	2140	111	207	2070	2370	2188	2145
Pennington	2131	1453	1233	45	130	1223	492	433	433
Polk	5989	3743	3188	122	354	3300	1895	1728	1705
Pope	2641	1473	1290	57	107	1266	935	880	849
Red Lake	1037	868	713	30	64	697	110	101	97
Roseau	1545	1083	926	42	89	948	405	371	369
Todd	2807	1569	1348	67	124	1300	990	945	884
Traverse	1359	932	792	39	81	821	296	278	284
Wadena	1552	879	769	34	62	792	572	545	519
Wilkin	988	674	569	35	59	596	291	272	271
Totals	57979	34780	29777	1315	2925	29829	19210	17851	17509

RETURNS OF PRIMARY ELECTION IN STATE OF MINNESOTA, SEPTEMBER 8, 1964 OFFICIAL CANVASS

	Total Persons Who Voted	Total Ballots DFL	For United States Senator in Congress - DFL			For R. R. & Whse. Comm.	Total Ballots Republican	For U.S. Senator in Congress	For R.R. & Whse. Comm.
			Eugene J. McCarthy	Joseph Nowak	R. H. Underdahl				
EIGHTH CONG. DIST.									
Aitkin	3462	2086	1818	89	136	1414	1180	1075	1043
Carlton	5114	3641	3165	159	186	3259	1098	1076	1062
Chisago	1248	656	589	25	34	553	491	479	474
Cook	1017	537	452	13	44	442	418	411	402
Isanti	707	453	408	13	21	407	251	250	244
Itasca	6316	4394	3932	176	197	3513	1520	1498	1458
Kanabec	1307	770	696	33	34	682	420	413	404
Koochiching	4422	3111	2770	89	213	2638	790	779	763
Lake	2803	2094	1932	44	88	1879	519	505	498
Pine	2739	1714	1491	131	90	1445	815	810	791
St. Louis	59944	39104	33442	2017	2557	30253	11940	11707	10686
Totals	89079	58560	50695	2789	3600	46485	19442	19003	17825

RETURNS FOR REPRESENTATIVE IN CONGRESS
PRIMARY ELECTION SEPTEMBER 8, 1964

FIRST DISTRICT				SIXTH DISTRICT			
	DFL	REP.		DFL	REP.		
Dakota	Daley 7295	Heine 1703	Quie 4481	Benton	Olson 1918	Joyce 53	Odegard 1408
Dodge	430	58	858	Big Stone	762	23	347
Fillmore	1194	157	1762	Chippewa	1043	49	946
Freeborn	1991	436	2572	Crow Wing	1802	69	1154
Goodhue	890	131	995	Kandiyohi	2801	59	1461
Houston	1005	111	1454	Lac Qui Parle	710	33	750
Mower	1823	296	1803	Lincoln	376	20	246
Olmsted	1943	281	3181	Lyon	745	30	714
Rice	2727	876	3252	Meeker	781	55	810
Steele	549	81	960	Mille Lacs	723	43	928
Wabasha	580	76	614	Morrison	1371	43	720
Winona	4189	381	3956	Redwood	860	81	1394
Totals	24616	4587	25888	Renville	824	58	1151
				Sherburne	1070	32	1108
				Stearns	6068	156	3806
				Stevens	1147	28	1059
				Swift	1115	28	563
				Wright	1356	84	1263
				Yellow Medicine	1024	42	870
				Totals	26496	986	20698
SECOND DISTRICT				SEVENTH DISTRICT			
	DFL	REP.		DFL	REP.		
Blue Earth	Simpson 2171	Nelsen 3003		Kjeldahl 1007	Wichterman 1424	Langen 1594	
Brown	589	681		Beltrami 629	1062	711	
Carver	1068	1325		Cass 946	830	1262	
Cottonwood	1346	1904		Clay 1001	1884	1637	
Faribault	664	797		Clearwater 159	548	182	
Jackson	825	677		Douglas 941	1329	1792	
Le Sueur	678	353		Grant 707	716	879	
McLeod	864	1669		Hubbard 641	674	1155	
Martin	642	1024		Kittson 176	524	286	
Murray	558	458		Lake of the Woods 206	409	238	
Nicollet	908	1262		Mahnomen 191	374	130	
Nobles	475	373		Marshall 286	890	332	
Pipestone	483	383		Norman 326	887	469	
Rock	304	373		Otter Tail 1179	1331	2337	
Scott	1179	581		Pennington 404	1033	490	
Sibley	315	454		Polk 1095	2555	1871	
Waseca	646	947		Pope 736	695	898	
Watsonwan	592	721		Red Lake 276	584	110	
Totals	14307	16985		Roseau 276	735	403	
				Todd 736	748	930	
				Traverse 333	595	295	
				Wadena 330	515	567	
				Wilkin 241	418	291	
				Totals	12822	20760	18859
THIRD DISTRICT				FOURTH DISTRICT			
	DFL	REP.		DFL	REP.		
Anoka	Parish 5417	MacGregor 2339		Ramsey 31802	Drexler 9309		
Hennepin (Suburban)	15540	22936		Washington 3992	2107		
Totals	20957	25275		Totals	35794	11416	
FIFTH DISTRICT				HENNEPIN & TOTALS			
	DFL	REP.		DFL	REP.		
Hennepin & Totals	Fraser 33134	Johnson 22258					

RETURNS FOR REPRESENTATIVE IN CONGRESS
PRIMARY ELECTION SEPTEMBER 8, 1964

EIGHTH DISTRICT

	DFL Blatnik	REP. Glossbrenner
Aitkin	1862	909
Carlton	3429	1043
Chisago	582	424
Cook	505	373
Isanti	429	224
Itasca	4191	1367
Kanabec	712	376
Koochiching	2960	725
Lake	2014	479
Pine	1525	723
St. Louis	37162	10545
Totals	55371	17188