



February 2025 Forecast Update

Ashley Reisenauer | Chief Financial Officer

DCYF Forecast Programs

Minnesota Family Investment Program provides cash and food assistance for low-income families with children.

Child Care Assistance Program provides child care assistance to MFIP families who are employed, are engaged in other work activities or education as part of their MFIP employment plan.

Northstar Care is designed to help children who are removed from their homes and supports permanency through adoption or transfer of custody to a relative if the child cannot be safely reunited with parents.

Early Childhood Health and Developmental Screening provides support to districts for health screenings for children between ages three and five.

Early Childhood Family Education is a program for children aged birth through kindergarten, their parents and parents who are expecting children. The programs promote learning and development for younger children with a focus on parental involvement.

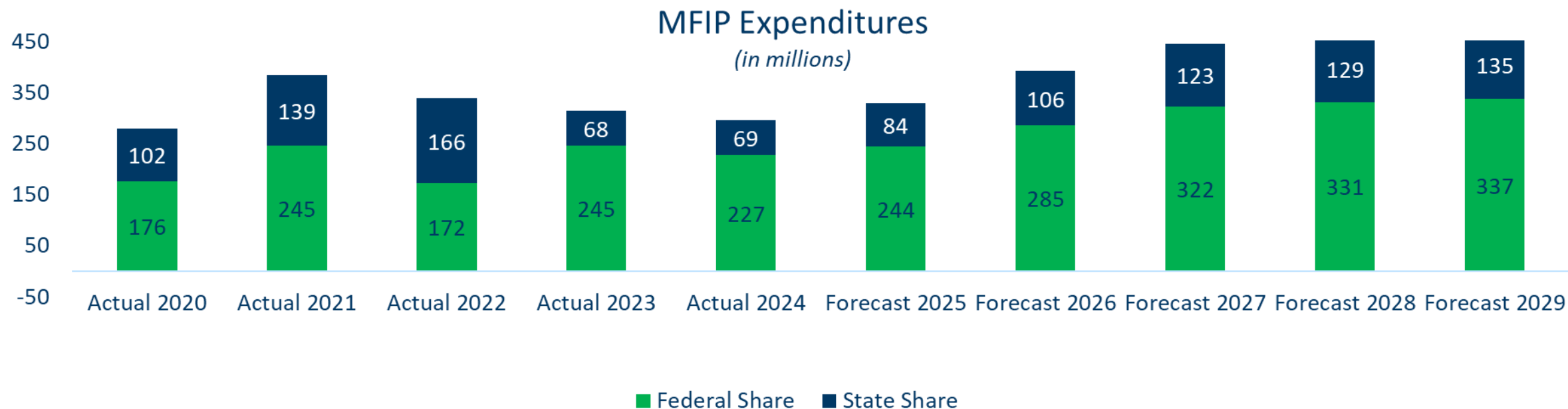
February 2025 General Fund Forecast Changes

(\$ in millions)

	FY 2024-25		FY 2026-27		FY 2028-29	
	Feb. 2025 Forecast	Forecast Change*	Feb. 2025 Forecast	Forecast Change*	Feb. 2025 Forecast	Forecast Change*
Minnesota Family Investment Program	\$153	\$(0.7)	\$229	\$(0.2)	\$264	\$2.0
Child Care Assistance	58	(4.4)	237	(15.8)	345	(1.3)
Northstar Care for Children	206	(0.5)	226	(0.4)	247	(0.4)
Early Childhood Family Education (incl. Home Visiting)	75	(0.1)	81	(0.5)	89	(4.5)
Early Childhood Health & Developmental Screening	8	0.1	8	0.1	8	(0.1)
Total General Fund Spending	\$500	\$(5.6)	\$781	\$(16.8)	\$953	\$(4.3)
<i>Total General Fund Percentage Change</i>		<i>-1.1%</i>		<i>-2.2%</i>		<i>-0.5%</i>

*Relative to the November 2024 Forecast

Minnesota Family Investment Program

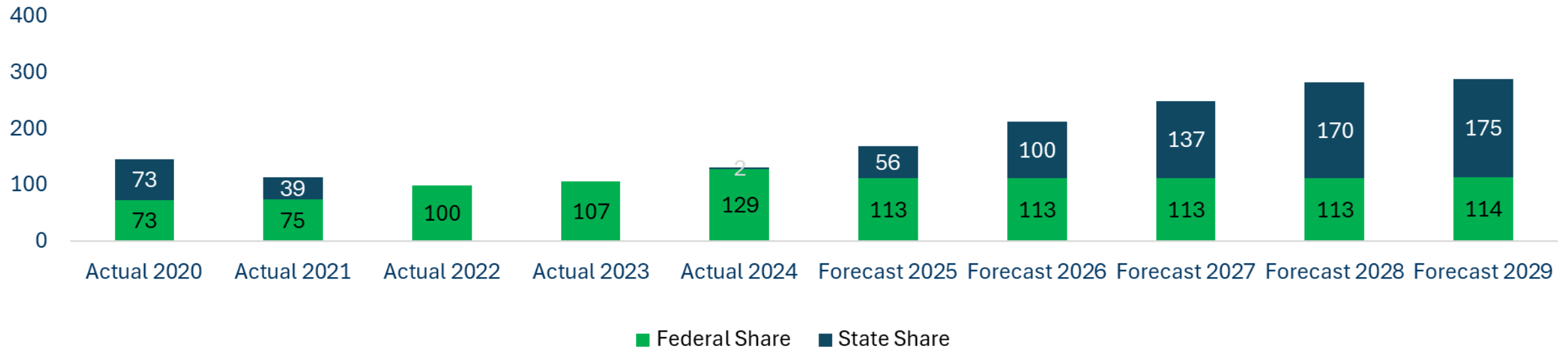


General Fund Changes from the November 2024 Forecast

- Decrease of \$0.7 million in 2024-25 biennium (-0.5%)
- Decrease of \$0.2 million in 2026-27 biennium (0.1%)
- Increase of \$2.0 million in 2028-29 biennium (+1.1%)

Child Care Assistance

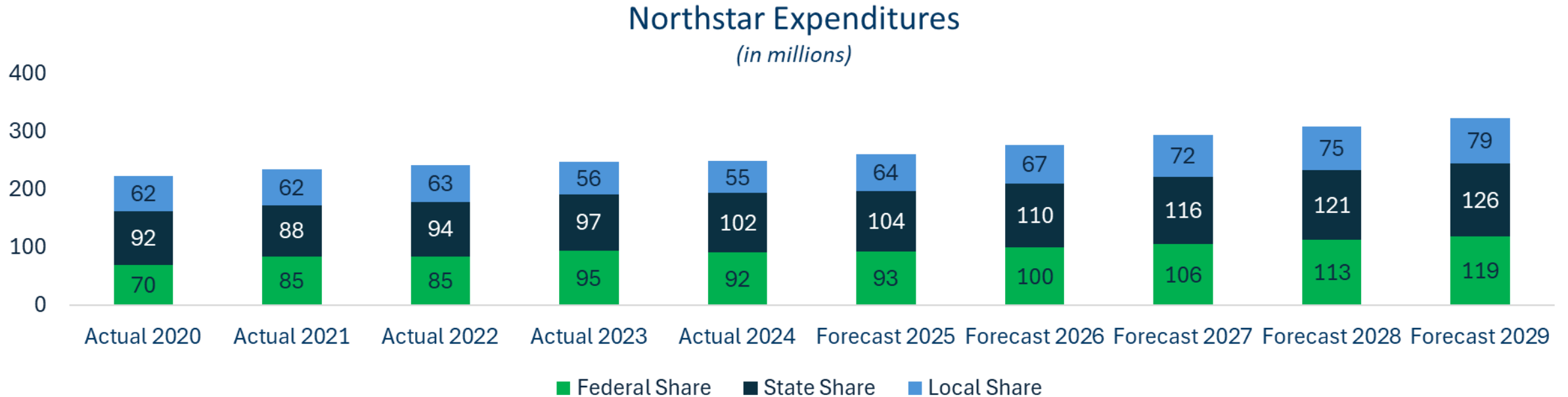
MFIP/TY Child Care Expenditures
(in millions)



General Fund Changes from the November 2024 Forecast

- Decrease of \$4.4 million in 2024-25 biennium (-7.1%)
- Decrease of \$15.8 million in 2026-27 biennium (-6.2%)
- Decrease of \$1.3 million in 2028-29 biennium (-1.7%)

Northstar Care for Children

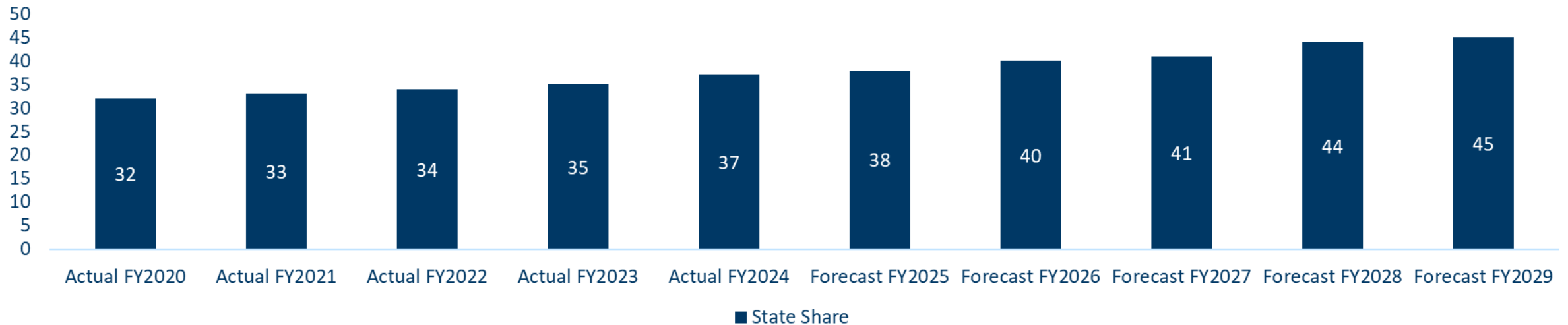


General Fund Changes from the November 2024 Forecast

- Decrease of \$0.5 million in 2024-25 biennium (-0.5%)
- Decrease of \$0.4 million in 2026-27 biennium (-0.2%)
- Decrease of \$0.4 million in 2028-29 biennium (-0.2%)

Early Childhood Family Education

Early Childhood Family Education (incl. Home Visiting)
(in millions)

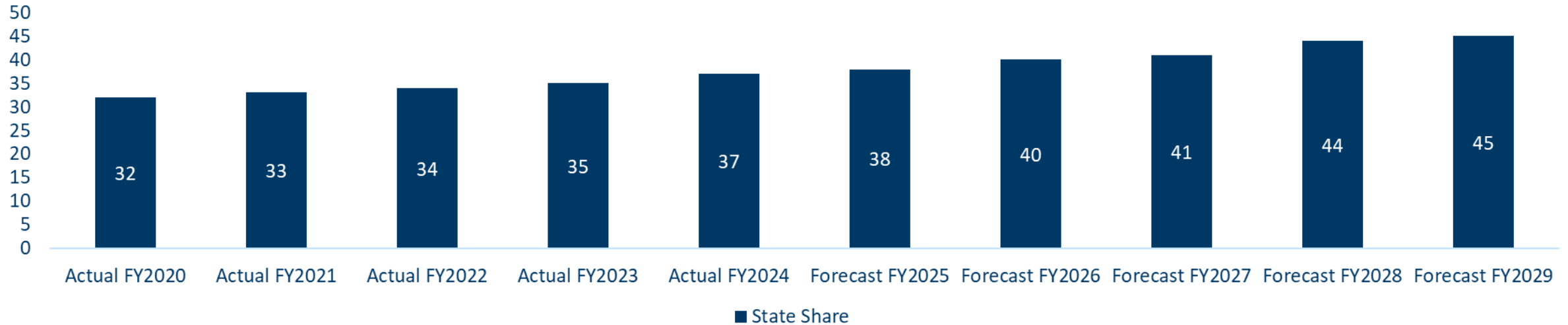


General Fund Changes from the November 2024 Forecast

- Decrease of \$0.1 million in 2024-25 biennium (-0.2%)
- Decrease of \$0.5 million in 2026-27 biennium (-0.6%)
- Increase of \$4.5 million in 2028-29 biennium (+5.1%)

Early Childhood Health & Developmental Screening

Early Childhood Family Education (incl. Home Visiting)
(in millions)



General Fund Changes from the November 2024 Forecast

- Increase of \$0.1 million in 2024-25 biennium (+0.9%)
- Increase of \$0.1 million in 2026-27 biennium (+0.8%)
- Decrease of \$0.1 million in 2028-29 biennium (-1.1%)

More Information & Background Data



Minnesota Department of
Children, Youth, and
Families

[February 2025 Forecast
Executive Summary and
Trend Data](#)

Thank You!

Ashley Reisenauer

Ashley.Reisenauer@state.mn.us