



---

# House Human Services Policy

## 3.11.24



# Overview:

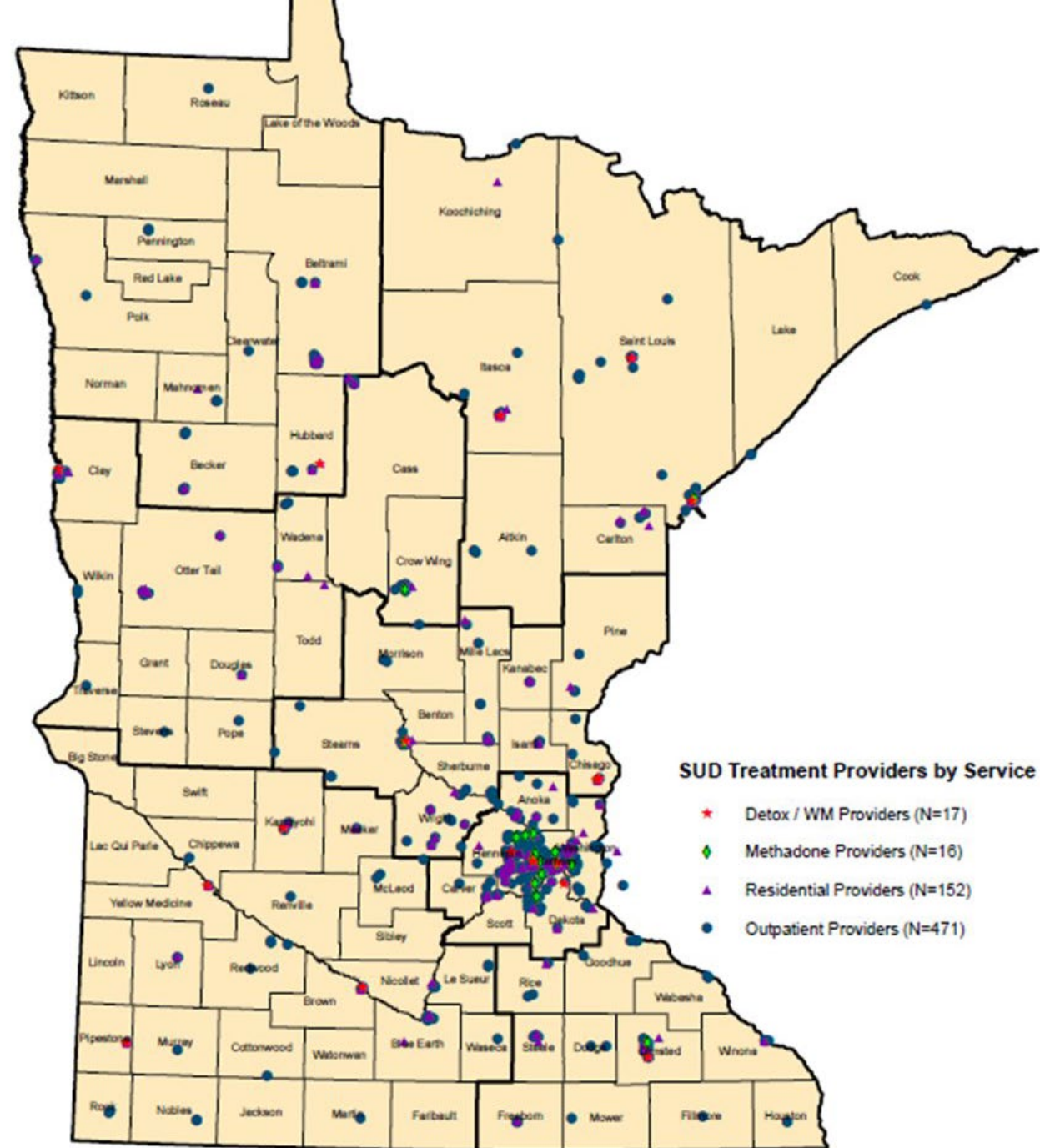
- State of the State for SUD
  - Program closure data
  - SUD workforce survey data
  - Policy development survey and legislative proposals
- Policy Proposals [SF3984](#) / [HF4149](#)
- Budget Proposals [SF4276](#) / [HF4190](#)

# SUD treatment landscape

- DHS Licensing Information Lookup (does not include tribally licensed programs)
  - <https://licensinglookup.dhs.state.mn.us/search.aspx>
  - 417 active 245G Licenses (as of 3.8.24)
  - 12 active Withdrawal Management programs
  - 18 active Detoxification programs

# SUD treatment landscape

- As of 1.26.24, 50 of MN's 87 counties have a DHS licensed program physically in their county.





# DHS Licensing Data 2022

Information based on Active Licenses on This Date	Total Count of All SUD Tx Licenses	Total Residential Capacity of All Programs	Count of Residential SUD Tx Only Licenses	Count of Licenses Dually Licensed as Residential & Non-Residential	Count of Non-Residential SUD Tx Only Licenses
1/1/2022	461	3,651	66	49	346
Calendar Year	SUD Tx License Type	Licenses Active on Jan. 1st	Licenses Opened During Calendar Year	Licenses Closed During Calendar Year	Net Change Number of Licenses in Calendar Year
2022	All SUD Tx Licenses	461	33	58	-25
2022	Non-Residential SUD Tx Only	346	31	49	-18
2022	Programs Dually Licensed as Residential & Non-Residential	49	1	-	1
2022	Residential SUD Tx Only	66		9	-8



# DHS Licensing Data 2023

Information based on Active Licenses on This Date	Total Count of All SUD Tx Licenses	Total Residential Capacity of All Programs	Count of Residential SUD Tx Only Licenses	Count of Licenses Dually Licensed as Residential & Non-Residential	Count of Non-Residential SUD Tx Only Licenses
1/1/2023	434	3,658	58	50	326
Calendar Year	SUD Tx License Type	Licenses Active on Jan. 1st	Licenses Opened During Calendar Year	Licenses Closed During Calendar Year	Net Change Number of Licenses in Calendar Year
2023	All SUD Tx Licenses	434	38	58	-20
2023	Non-Residential SUD Tx Only	326	30	41	-11
2023	Programs Dually Licensed as Residential & Non-Residential	50	3	5	-2
2023	Residential SUD Tx Only	58	5	12	-7



# SUD treatment landscape

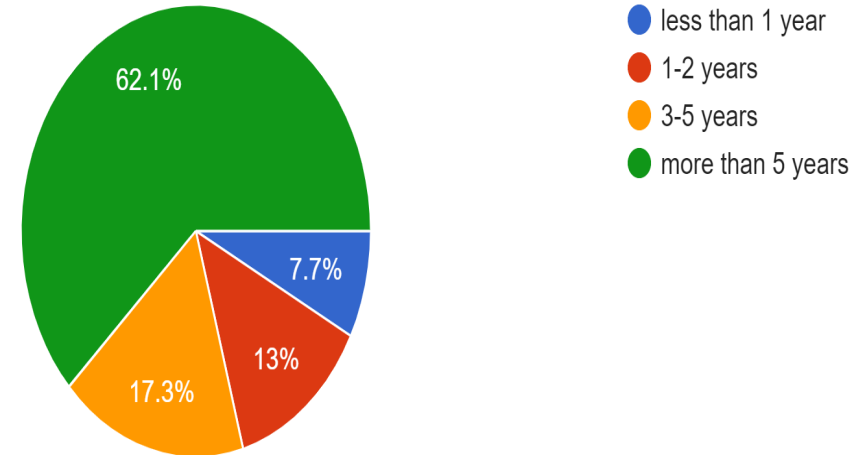
- **45 net closures in two years** (116 licenses closed, 71 opened)
- Legacy Programs Closed
  - 2 programs opened in the 1970's; 5 programs opened in the 1980's
- Adolescent Programs
  - At least 6 have closed in the last two years
- Impact on Greater MN
  - 2022
    - 42% of full closures were outside of the 7 county metro area
  - 2023
    - 41% of full closures were outside of the 7 county metro area
    - 63% (5 of 8) of full Residential closures were outside of the 7 county metro area



## Join the conversation: SUD workforce Survey.

- Collected responses from **627** people that work in Substance Use Disorder treatment and recovery in MN.
- Responses from 137 different zip codes
- 77% of respondents were direct care staff (counselors, nurses, techs, etc)

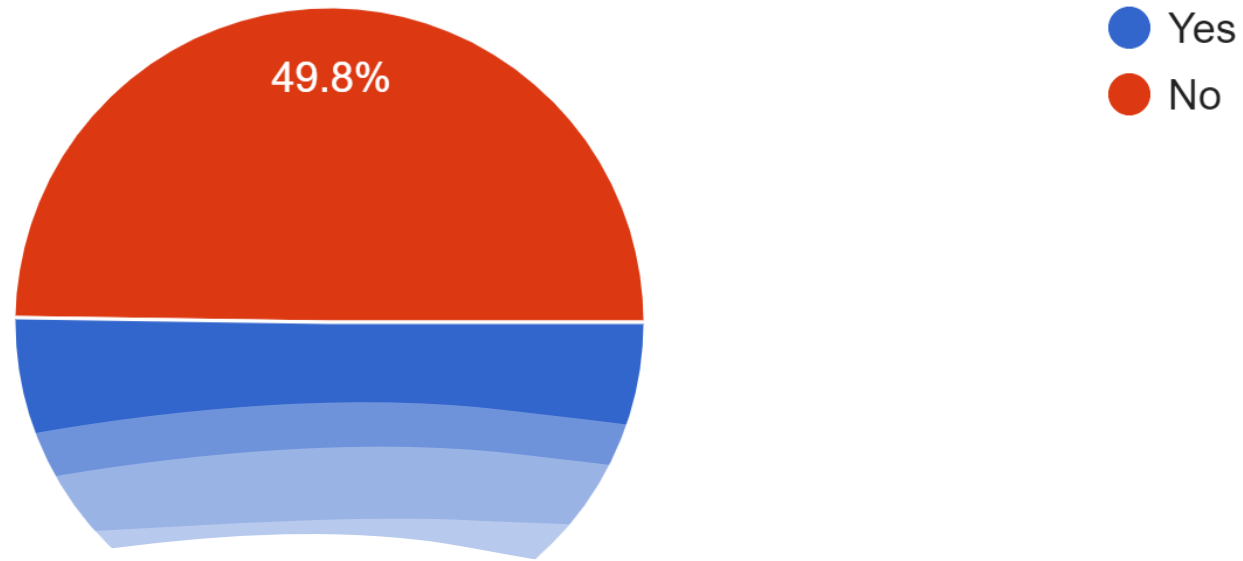
How long have you worked in the SUD field  
625 responses





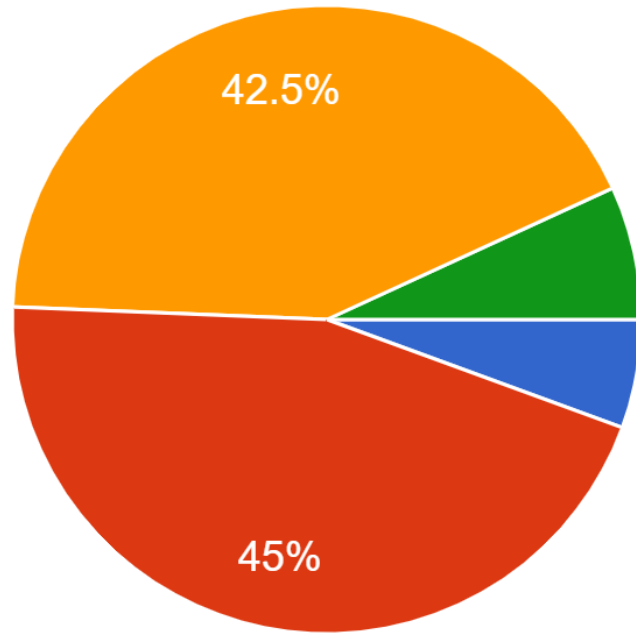
# Burnout: In the past 12 months, have you considered leaving the SUD field?

625 responses



## SUD workforce Survey: Burnout

- How likely are you to leave in the next 12 months?
  - 75% will not, probably won't leave
  - 25% will, probably will leave



- low amount of stress
- moderate but manageable
- high, slight impact on personal and/or professional functioning
- unbearable, significant impact on personal and/or professional functioning

When asked what the one thing is that causes the most stress, the top 4 answers were:

## SUD workforce Survey: Stress

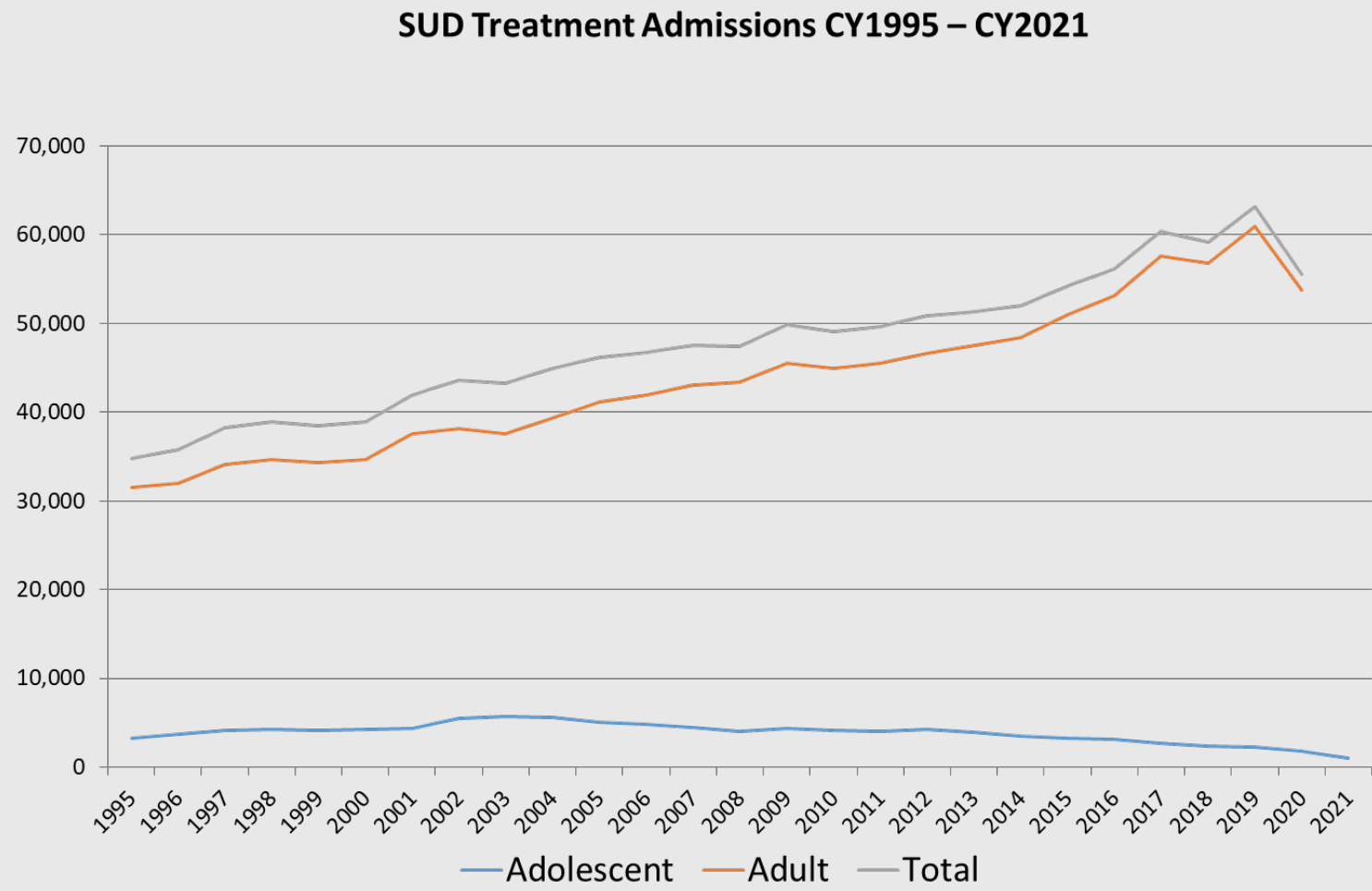
- Caseload/Program needs
- Paperwork
- Not enough staff/inexperienced
- Client Acuity

# SUD workforce Survey: Hope

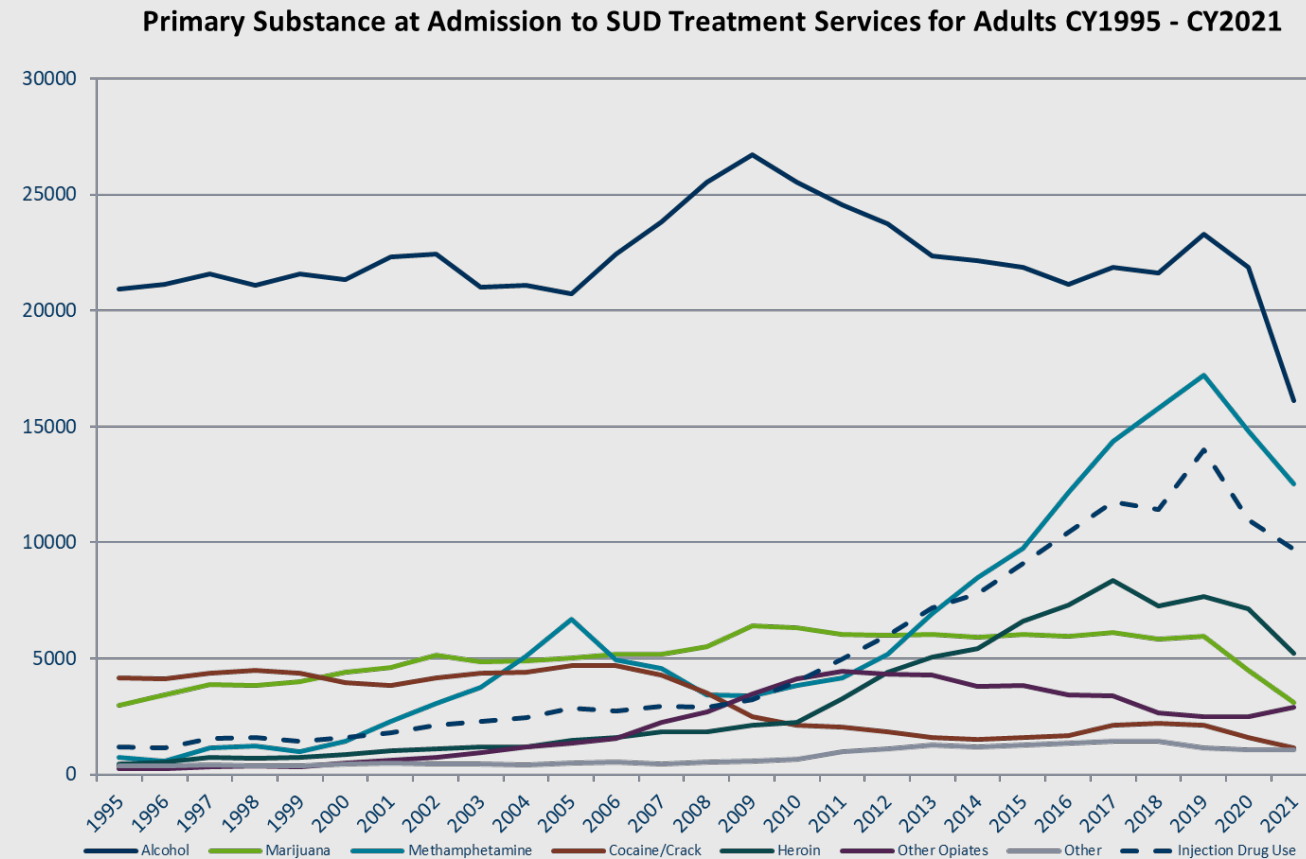
- Nearly 80% of responses were moderately to very hopeful for the future of SUD in the coming years
  - Our workers are a resilient group!
  - Immediate and long-term structural changes are needed from both a policy and funding standpoint



# SUD Treatment Admissions CY1995-CY2021



# Primary Substance at Admission to SUD Treatment Services for Adults CY1995-CY2021



Source: Minnesota Department of Human Services, BHD, DAANES (11/1/2021)

# Minnesota Overdose Deaths Increased 43% between 2020 and 2021

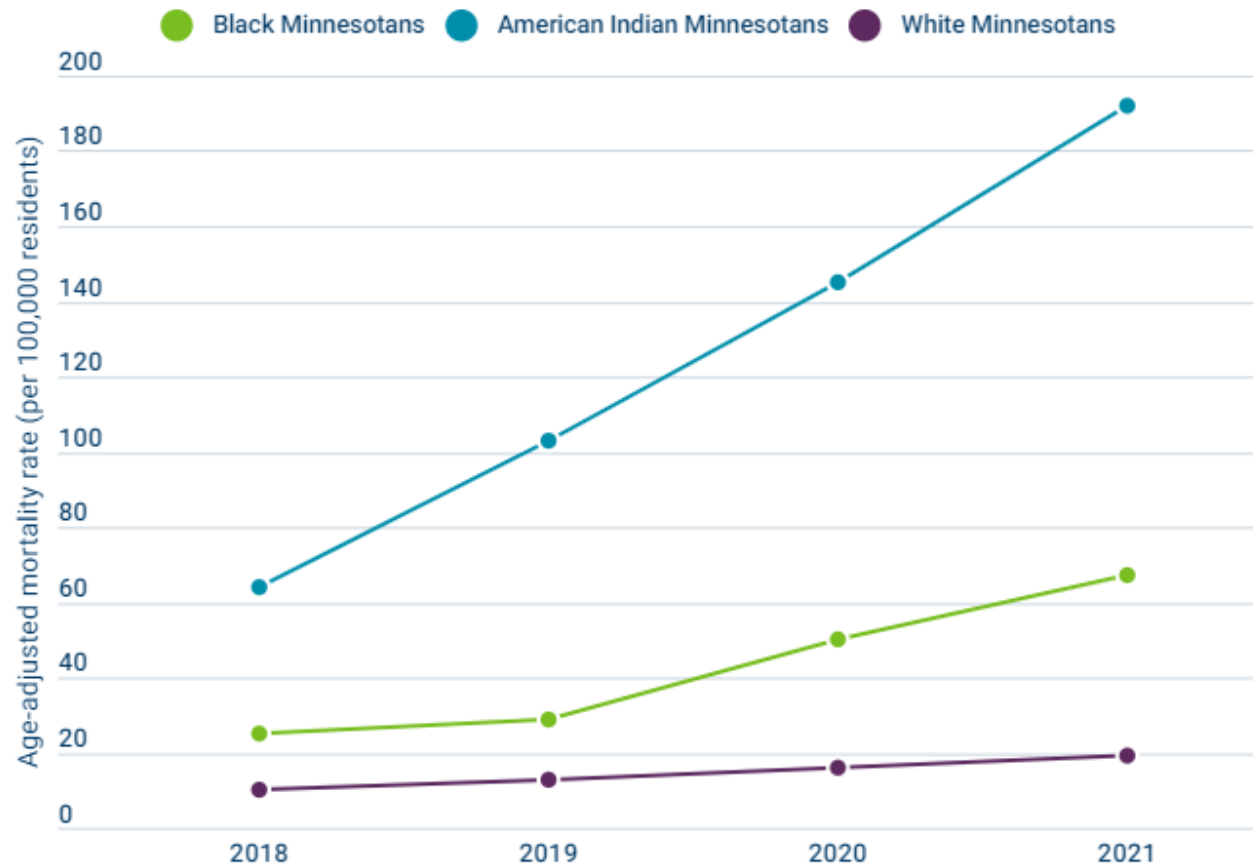
## Opioid Overdose Deaths

Opioid-involved overdose deaths among Minnesotans increased 43% from 2020 to 2021, and the number of deaths has more than doubled since 2019.



# In 2021, American Indians were 10X as likely to die from an overdose, Black Minnesotans 3x....

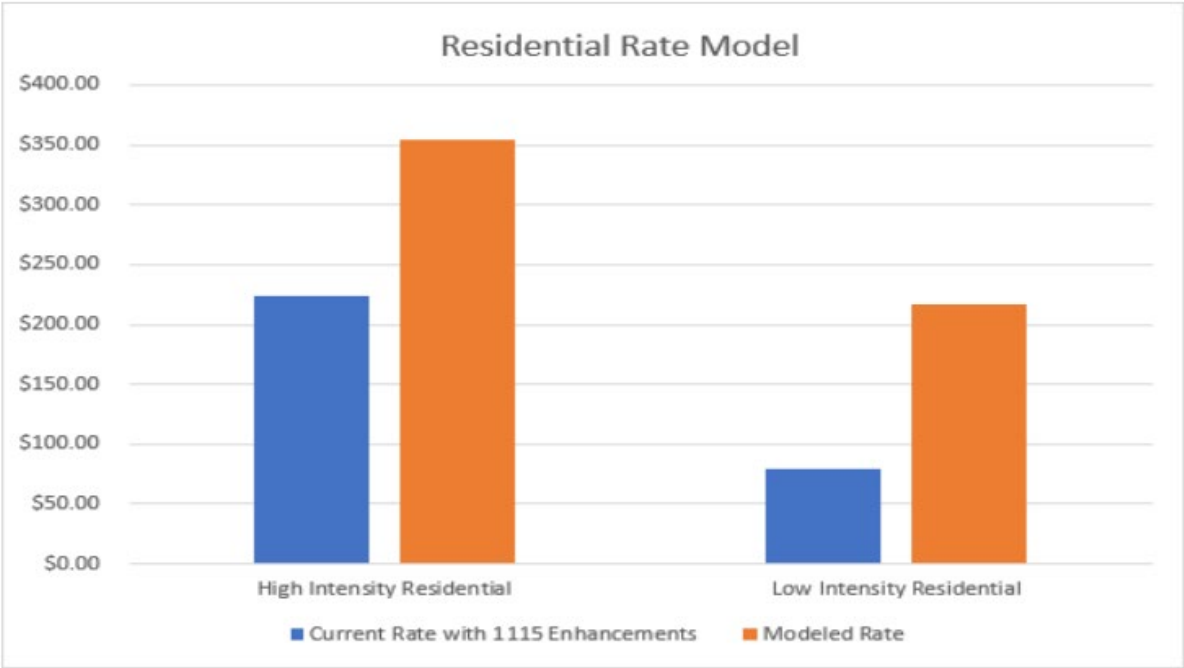
In 2021, American Indian Minnesotans were ten times as likely to die from a drug overdose than white Minnesotans. Black Minnesotans were more than three times as likely to die from drug overdose than white Minnesotans.





# SUD reimbursement rates

## Residential SUD: cost vs. current rate







# The ASAM Criteria Continuum of Care – Adult

Level 4: Inpatient

4

Medically Managed Inpatient

Level 3: Residential

3.1

Clinically Managed Low-Intensity Residential

3.5

Clinically Managed High-Intensity Residential

3.7

Medically Managed Residential

BIO

Level 2: Intensive Outpatient

2.1

Intensive Outpatient

2.5

High Intensity Outpatient

2.7

Medically Managed Intensive Outpatient

Level 1: Outpatient

1.0

Long term remission monitoring

1.5

Outpatient Therapy

1.7

Medically Managed Outpatient

Recovery Residence

RR

Recovery Residence\*

Co-occurring enhanced care (COE) Standards  
Defined for x.5, x.7, and Level 4

*Driving Excellence in Addiction Care*



# SUD reimbursement rates

- Rates—you get what you pay for
  - To develop a continuum based on ASAM, investments are needed.
  - Since 2011, SUD base rates have increased 3%
    - The 20% and 25% increase for 1115 enrollment has not covered the cost to deliver the service
  - **SUD rate study recommendations identify an average increase of more than 65%**
- **We need both immediate and long-term structural improvements made**
- These policy and budget proposals were identified and developed by more than 240 SUD professionals across the state. They know what is needed, now we need action!



# Policy Proposals [SF3984](#) / [HF4149](#)

- Expand alternative paths to licensure [Section 1]
- ASAM certification/Alternative Licensing Inspections [Section 2]
- Eliminate ratios to align with ASAM [Sections 3 and 5]
  - i. Medical and mental health staffing
  - ii. Residential engagement documentation
  - iii. Federal holidays off for counselors



# Policy Proposals SF3984 / HF4149

- County Affidavit for BHF [Section 4]
- Hard deadline for paperwork reduction of December 2024 [Section 6]



# Budget Proposals [SF4276](#) / [HF4190](#)

- Waiving Fees for IDs (Sections 1, 2, and 3)
  - Birth certificate and driver's license/ID card
- SUD rates
  - Develop group peer rate (section 4 and 5)
  - "Unstrike" SUD and be included in 3% increase effective Jan. 1, 2024 (section 7)
  - Auto inflation adjustment (section 7)
  - Implement rate methodology recommendations ASAP (section 11)
    - Hold harmless WM 3.2; maintain clients with children enhancement until a cost based rate is established.



# Budget Proposals [SF4276](#) / [HF4190](#)

- SUD Treatment Effectiveness (Section 6)
  - Create an SUD data dashboard
- Extend rate study to include adolescent SUD (residential/non-residential, Withdrawal Management) and Room and Board payments (section 8)



# Budget Proposals [SF4276](#) / [HF4190](#)

- 1115 Waiver for Incarceration (section 9)
- Transition Support Workgroup (Section 10)
  - Develop recommendations related to housing, food support, childcare, and transportation services for people transitioning out of SUD services



# SUD Resources: webpages, reports

- MARRCH links and resources
  - <https://www.marrch.org/page/links>
  - Rural Chemical Health Disparities Report
    - <https://cdn.ymaws.com/www.marrch.org/resource/resmgr/docs/Rural-Chemical-Health-Dispar.pdf>
  - ASAM 4<sup>th</sup> Edition Presentation (Dr. Waller) at 2023 MARRCH fall conference
    - [MARRCH 2023 Conference Keynote Corey Waller \(youtube.com\)](#)
- DHS Behavioral Health: Program overviews:
  - <https://mn.gov/dhs/partners-and-providers/program-overviews/behavioral-health/>





# SUD Resources: webpages, reports

- [DHS Presentation to MN House on the Rate Study:](#)
  - [https://www.house.mn.gov/comm/docs/yeDIqCG8x004\\_owmyCalg.pdf](https://www.house.mn.gov/comm/docs/yeDIqCG8x004_owmyCalg.pdf)
- Rate Study report recommendations:
  - [https://www.house.mn.gov/comm/docs/2EalZUA\\_kEWBU-ZWWr2L5Q.pdf](https://www.house.mn.gov/comm/docs/2EalZUA_kEWBU-ZWWr2L5Q.pdf)
- MN Department of Health
  - LADC workforce report 2019
    - <https://www.health.state.mn.us/data/workforce/mh/docs/cbladc.pdf>
  - Drug Overdose Dashboard
    - <https://www.health.state.mn.us/communities/opioids/opioid-dashboard/index.html#:~:text=The%20Minnesota%20Injury%20Data%20Access%20System%20%28MIDAS%29.%20allows,level%2C%20by%20age%20and%20gender%2C%20and%20by%20rate>
- MN Management and Budget: Results First study for SUD
  - <https://mn.gov/mmb/results-first/substance-use-disorder/>