



**DEPARTMENT OF IRON RANGE
RESOURCES & REHABILITATION**

Senate Jobs and Economic Development Committee

Wednesday, February 8, 2023

Iron Range Resources & Rehabilitation is a state of Minnesota economic development agency located in northeastern Minnesota. We are a Governor's cabinet level agency.

Our agency is 82 years old and was established in 1941 by Governor Harold Stassen and the Legislature.



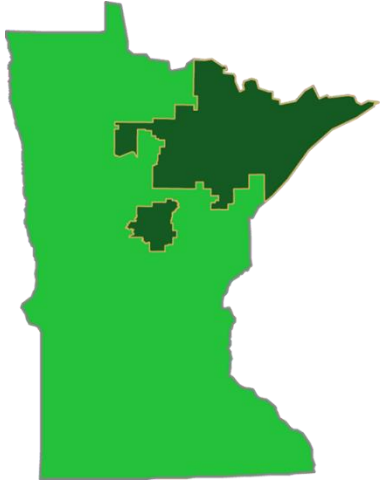
Mission

Invest resources to foster vibrant growth and economic prosperity in northeastern Minnesota.

- Enhance livable communities.
- Maximize collaborations and partnerships.
- Strengthen businesses and worker education.

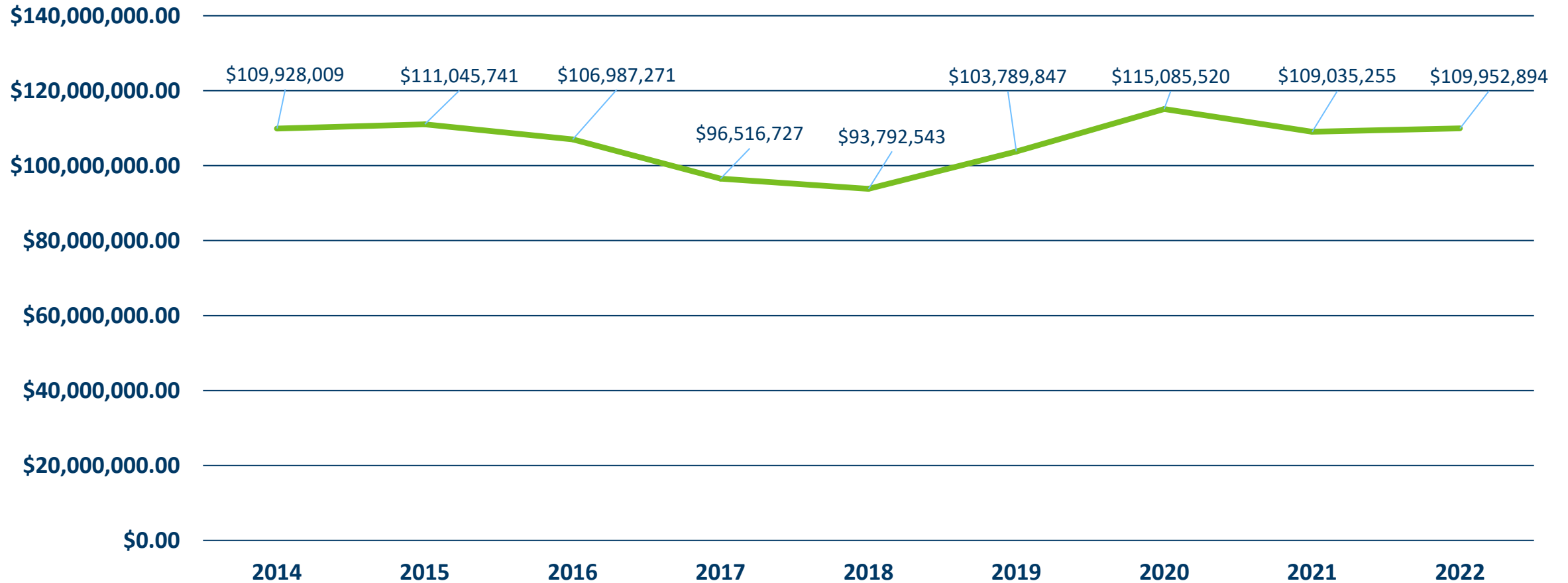


Service Area



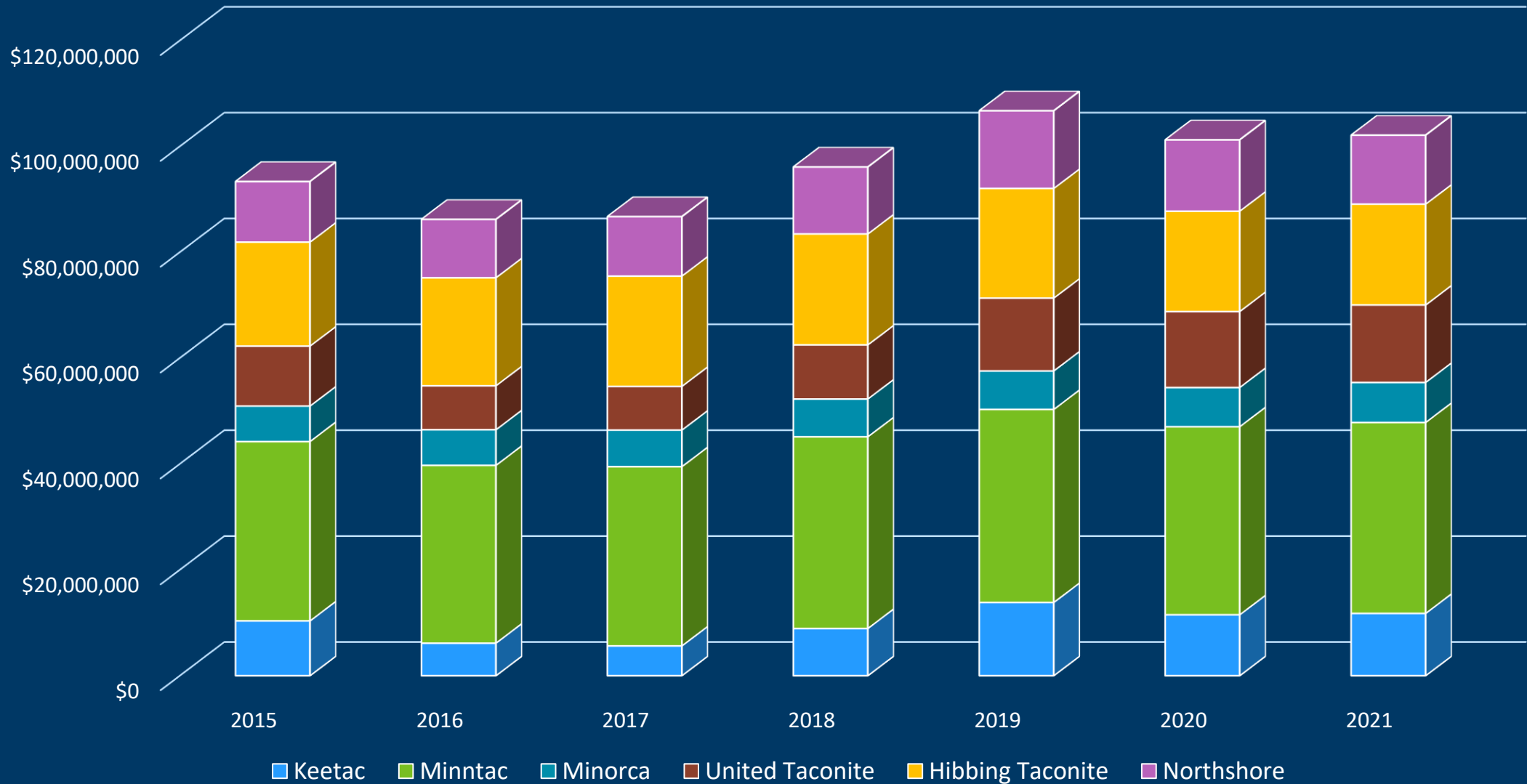
- 13,000 square miles
- 53 cities
- 134 townships
- 14 school districts
- 4 tribal nations

2014-2022 Taconite Production Tax



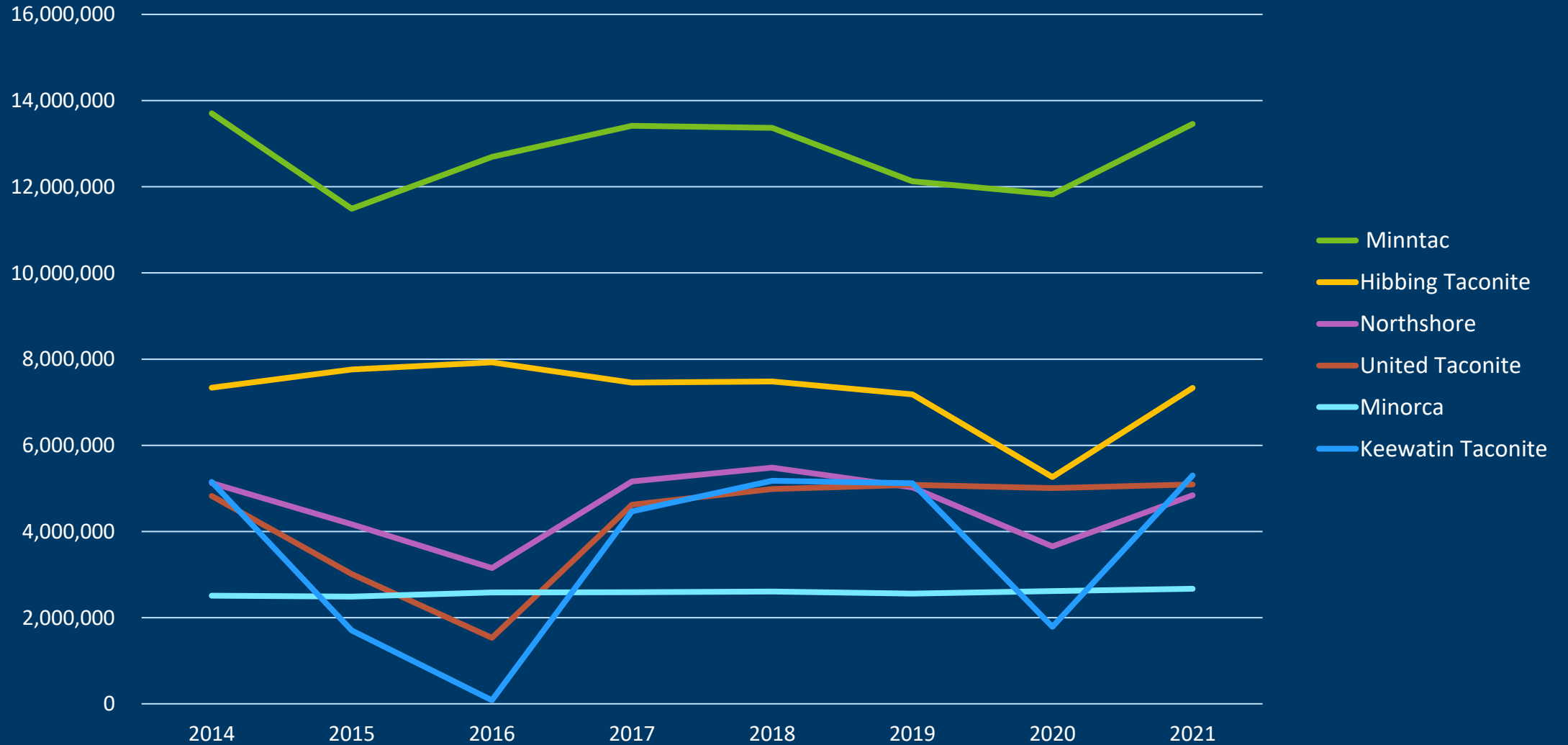
Production Tax by Company

2015-2021



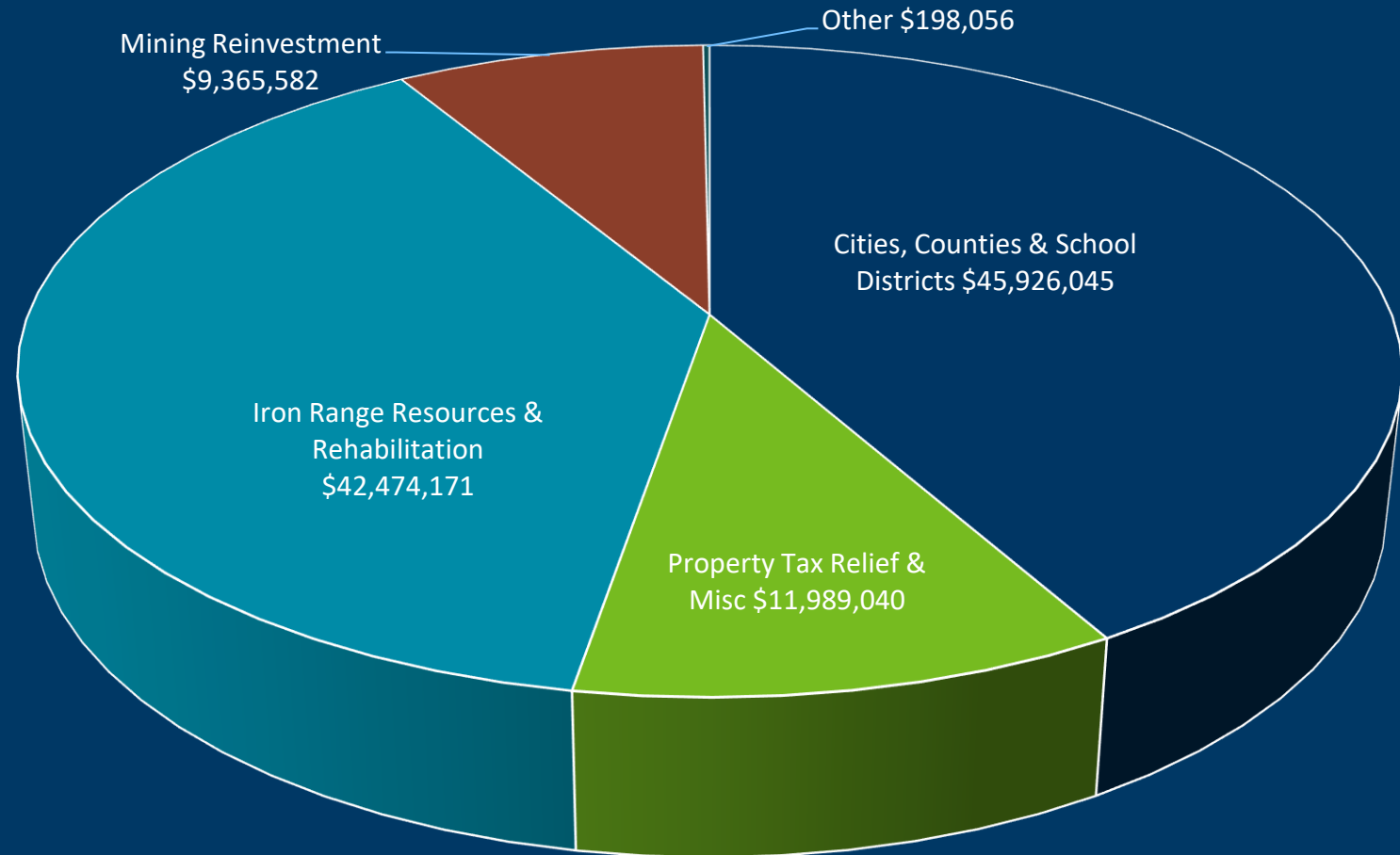
Taconite Production Tonnage by Mine

2014-2021



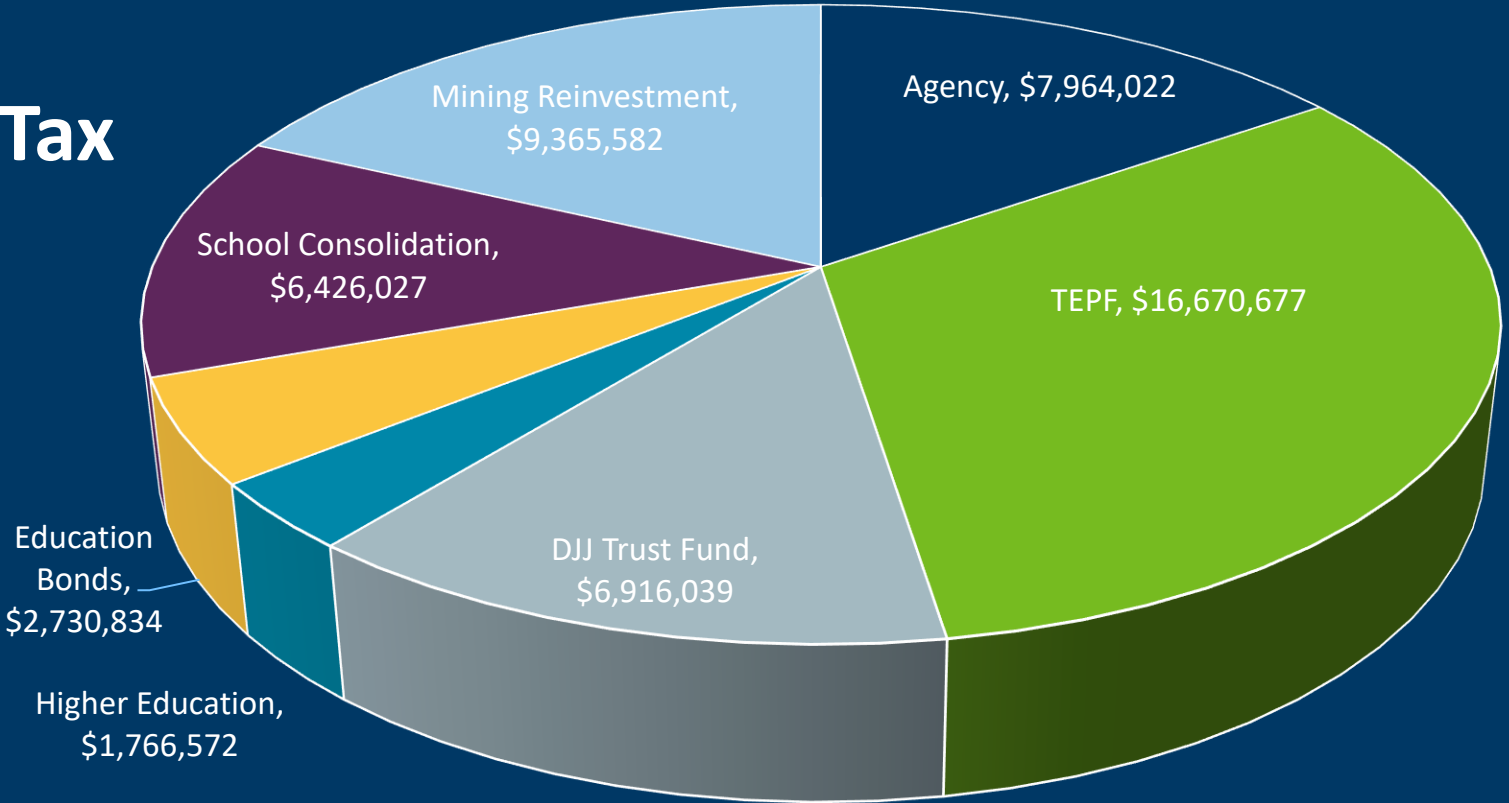
Regional Taconite Production Tax Distribution

**2022 Distribution
of Taconite
Production Tax
\$109,952,894**



Iron Range Resources & Rehabilitation Taconite Production Tax

**2022 Distribution of
Taconite Production Tax
to Agency
\$51,839,753**



Advisory Board

Iron Range Resources & Rehabilitation Advisory Board



Representative Ben Davis
District 6A



Senator Justin Eichorn
District 6



Senator Robert Farnsworth
District 7



Senator Grant Hauschild
District 3



Representative Spencer Igo
District 7A



Representative Dave Lislegard
District 7B



Representative Roger Skraba
District 3A



Senate Majority Leader
Appointee

Goal #1

Businesses invest in
northeastern
Minnesota.



Business Development



Business Loans


- Bank Participation Loans
- Direct Loans
- Loan Guaranties

Grant Programs

- Development Infrastructure
- Business Energy Retrofit
- Commercial Redevelopment
- Downtown Building Rehabilitation
- Workforce Development

FACT: During FY2021 and FY2022, the agency approved more than \$36.8 million in business development loans that will generate a total project investment of \$504.5 million.

Business Development



Goal #2

Communities invest
in their foundational
and social assets to
ensure quality of life.



Community Development



Grant Programs

- Development Infrastructure
- Community Infrastructure
- Broadband Infrastructure
- Business Energy Retrofit
- Commercial Redevelopment
- Culture & Tourism
- Development Partnership
- Downtown Building Rehabilitation
- Mineland Reclamation
- Regional Trails
- Residential Redevelopment
- Workforce Development

FACT: During FY2021 and FY2022, the agency awarded more than \$43.85 million in community grants and leveraged a total project investment in the region of \$374.55 million.

Community Development




Goal #3

Workers have the education and training to meet business needs.




Workforce Development

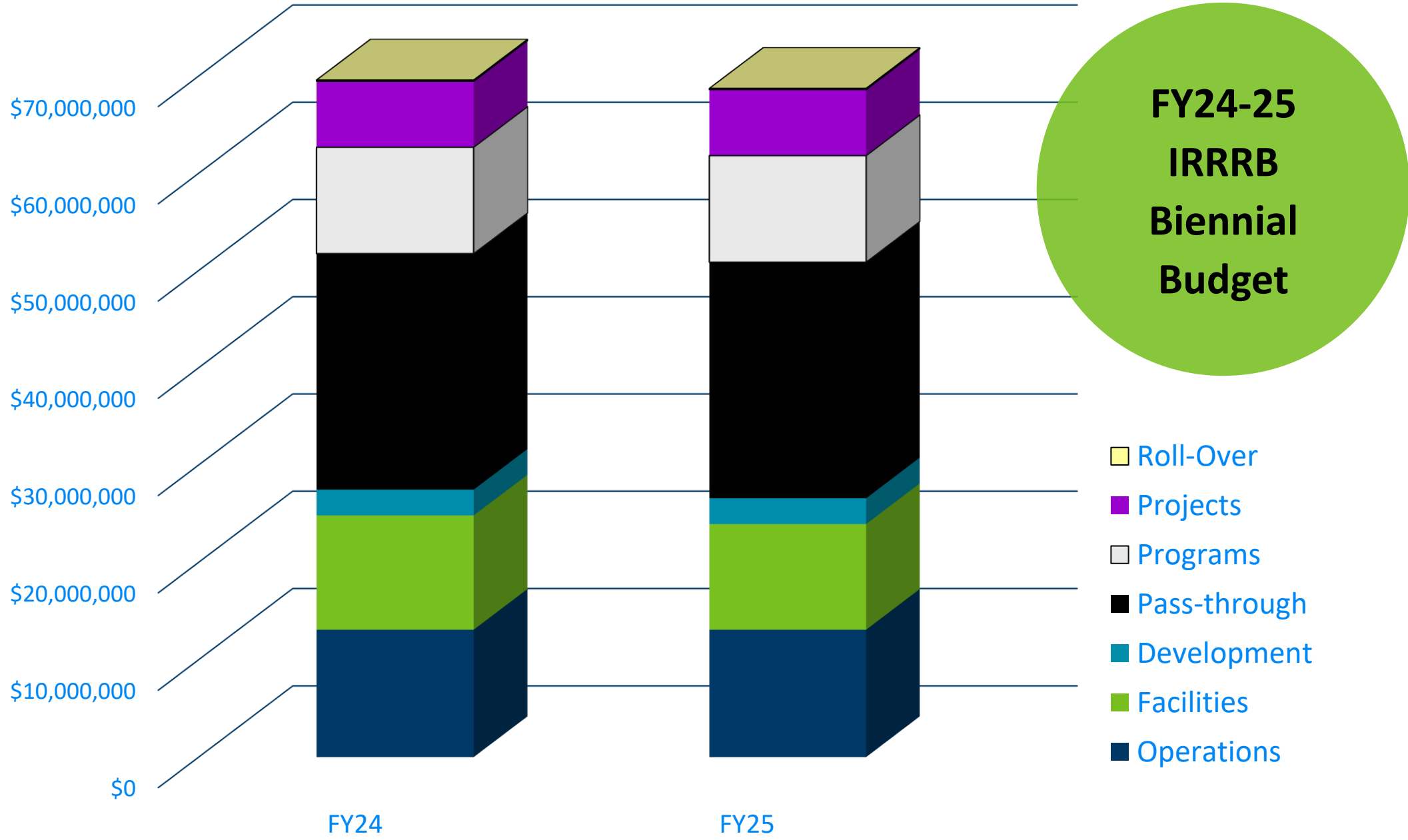


Grant Programs

- Industry-based higher education programs that address regional workforce needs and gaps.
- Customized workforce training.
- Regional school district initiatives that increase availability and access to high quality education for our region's K-12 students. Emphasis on Career Pathways and project-based learning.

Workforce Development





Expenditures by Program

Operations	11,004	26,382	19,060	13,655	13,079	13,079	13,079	13,079
Facilities	10,520	11,114	9,950	11,763	11,737	10,850	11,737	10,850
Development	2,237	2,109	1,979	2,650	2,650	2,650	2,650	2,650
Agency Roll Over	13	699	2,704	3,484	100	100	100	100
Pass-through Funding	21,091	34,743	24,189	24,280	24,276	24,286	24,276	24,286
Programs	6,251	7,529	9,311	10,962	10,937	10,953	10,937	10,953
Projects	6,494	5,494	6,500	6,800	6,800	6,800	6,800	6,800
Total	57,610	88,072	73,693	73,594	69,579	68,718	69,579	68,718

Expenditures by Category

Compensation	4,623	4,673	4,827	5,526	5,526	5,526	5,526	5,526
Operating Expenses	14,104	12,342	13,087	15,365	13,644	12,757	13,644	12,757
Grants, Aids and Subsidies	34,352	66,243	51,436	47,740	46,981	47,007	46,981	47,007
Capital Outlay-Real Property	497	684	296	383	383	383	383	383
Other Financial Transaction	4,034	4,130	4,046	4,580	3,045	3,045	3,045	3,045
Total	57,610	88,072	73,693	73,594	69,579	68,718	69,579	68,718

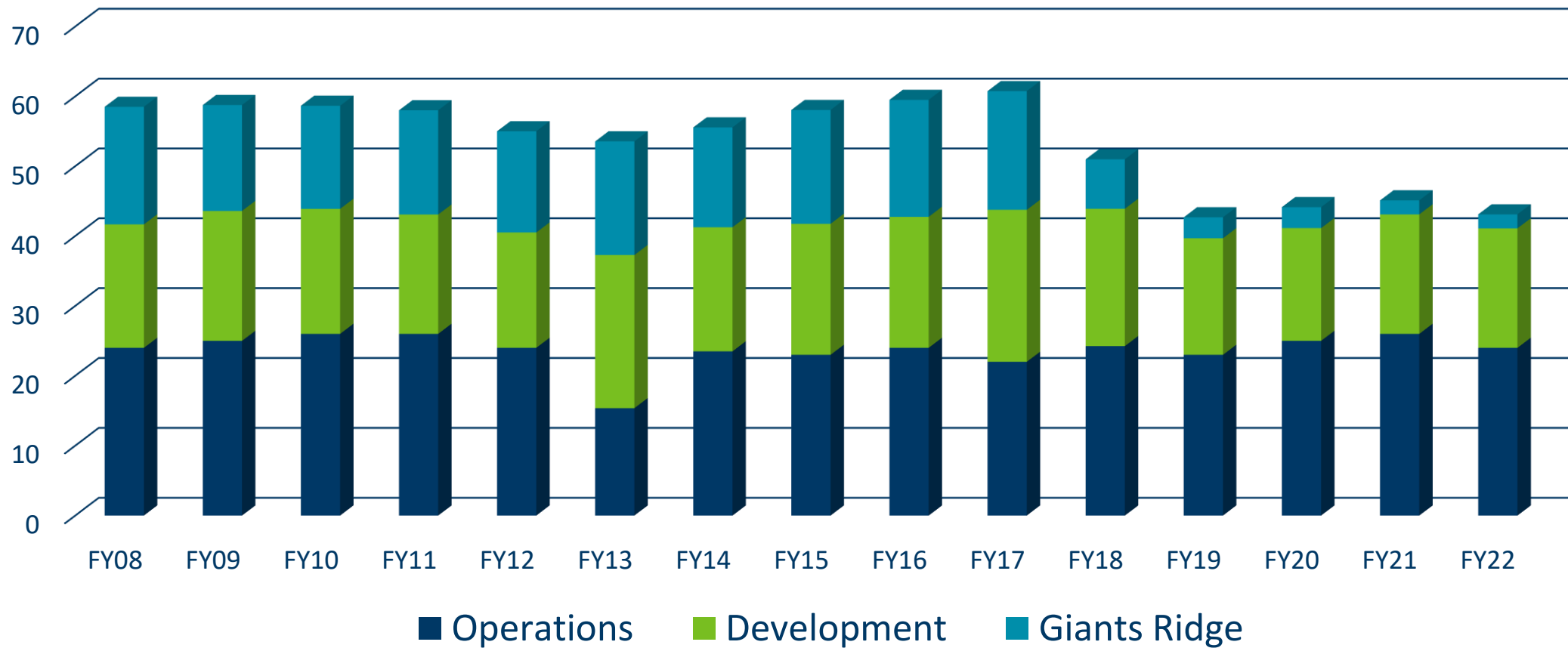
Total Agency Expenditures	57,610	88,072	73,693	73,594	69,579	68,718	69,579	68,718
Internal Billing Expenditures	0	0	0	0	0	0	0	0
Expenditures Less Internal Billing	57,610	88,072	73,693	73,594	69,579	68,718	69,579	68,718

Iron Range Resources & Rehabilitation Employees

Number of Employees: 42

Number of Vacancies: 4

Average Length of Employment: 16 years





**DEPARTMENT OF IRON RANGE
RESOURCES & REHABILITATION**

Thank You!

Commissioner Ida Rukavina

218-735-3023

Ida.Rukavina@state.mn.us