

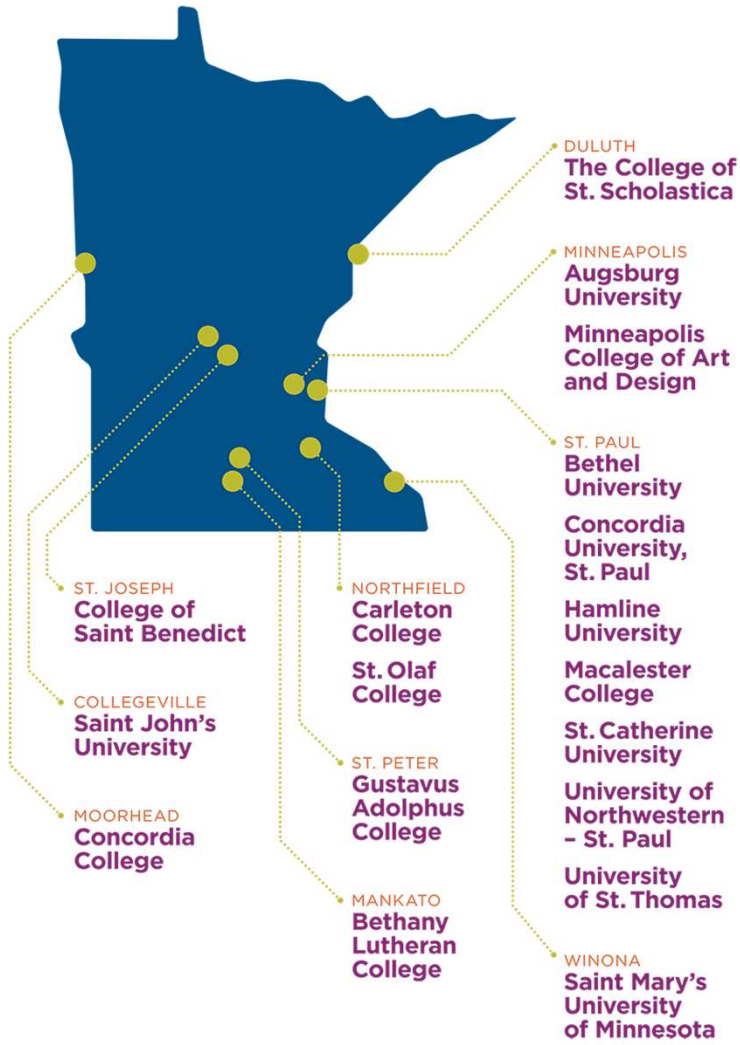


MINNESOTA'S NONPROFIT PRIVATE COLLEGES

House Higher Education Committee Testimony

Paul Cerkvenik, President, Minnesota Private College Council
Barbara McDonald, President, The College of St. Scholastica
Paul Pribbenow, President, Augsburg University

January 17, 2023



MINNESOTA PRIVATE COLLEGE COUNCIL

Collective Impact

54,325

undergraduate & graduate students are enrolled at MPCC institutions

34%

of Minnesota high school graduates who pursue bachelor's degrees in the state do so at our colleges

\$1.6 billion

directly added to Minnesota's economy by our institutions through spending on wages, operating costs, & construction

350,000+

alumni living in Minnesota

14,000

employees work at our colleges

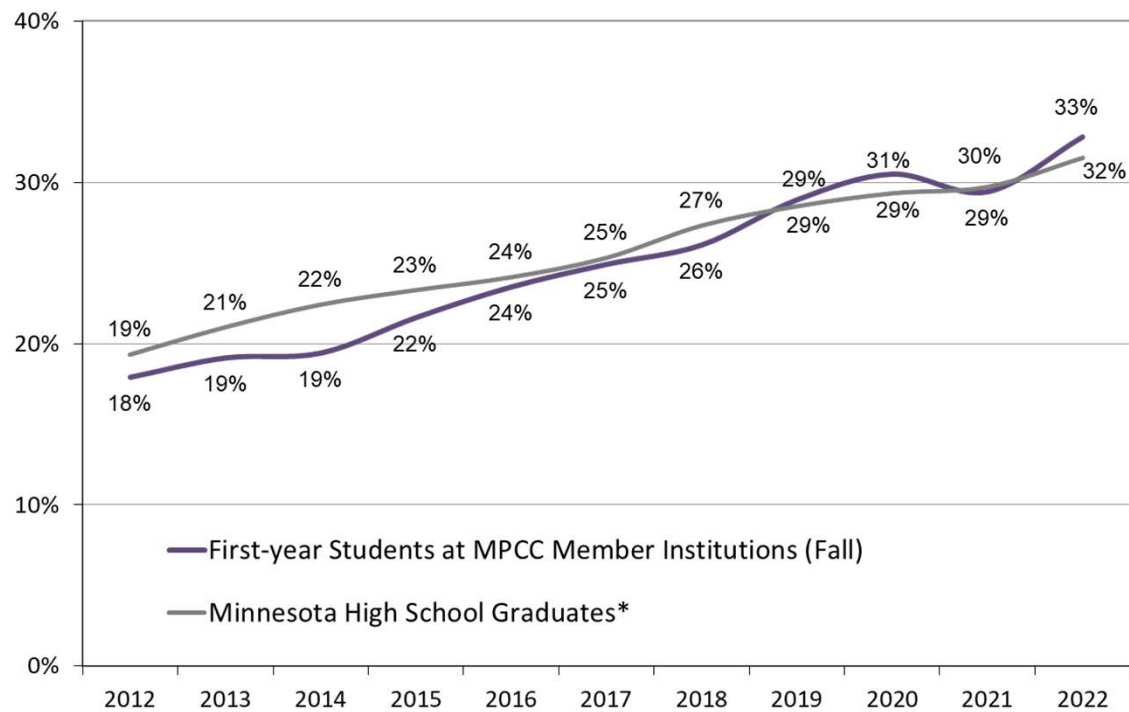
The Students We Serve

- Students of color
& Native American students: 29%
(international students not included)
- First-generation students: 20%
(neither parent earned a degree)
- Pell Grant recipients 24%
- Part-time students: 11%
- Adult learners: 12%
(25 or older)

And transfers account for 20% of new students annually

Student Access: Students of Color & Native American Students

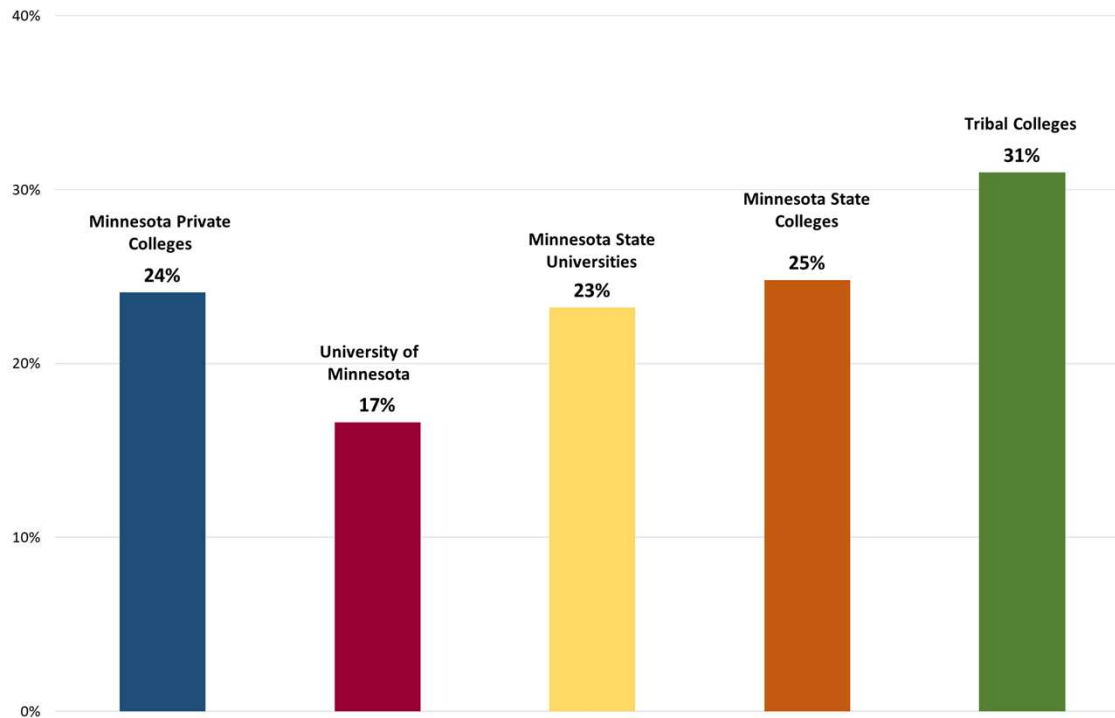
Share of MPCC First-year Students and MN High School Grads who are Students of Color and Native American Students



Note: This figure does not include international students or students for whom race/ethnicity is not reported.
* Source: Western Interstate Commission for Higher Education, *Knocking at the College Door: Projections of High School Graduates*, 2020.

Student Access: Pell Grant Recipients

Share of Students Receiving Pell Grants



Source: Office of Federal Student Aid & IPEDS enrollment data, 2021-22

Success – On-time Graduation

68%

MPCC's collective four-year graduation rate ranks 2nd in the nation and 1st in Minnesota

56%

MPCC's collective four-year graduation rate for Pell Grant recipients ranks 1st in the nation and 1st in Minnesota

57%

MPCC's collective four-year graduation rate for students of color and Native American students ranks 14th in the nation and 1st in Minnesota

These stats compare MPCC collective graduation rates to both public and non-profit four-year graduation rates for each state

Affordability

The average net tuition that first-time students pay at our member institutions is \$900 less than it was 10 years ago.



Source: Minnesota Private College Council analysis of IPEDS first-time full-time student financial aid data.

Graduate Outcomes

ROI >\$1 million

the average return on investment for undergraduate students at our colleges is \$1.15 million (accounts for education costs and 40 years of earnings)

\$61,400

the median earnings of our alumni working in Minnesota full-time 4 years after graduation

68%

the share of our recent graduates who stay in Minnesota after graduation

Our Graduates

31%

Share of bachelor's degrees awarded by our colleges

- 42% Physical sciences
- 42% Foreign languages
- 41% Nursing
- 37% Math and statistics
- 32% Business
- 32% Biological Sciences

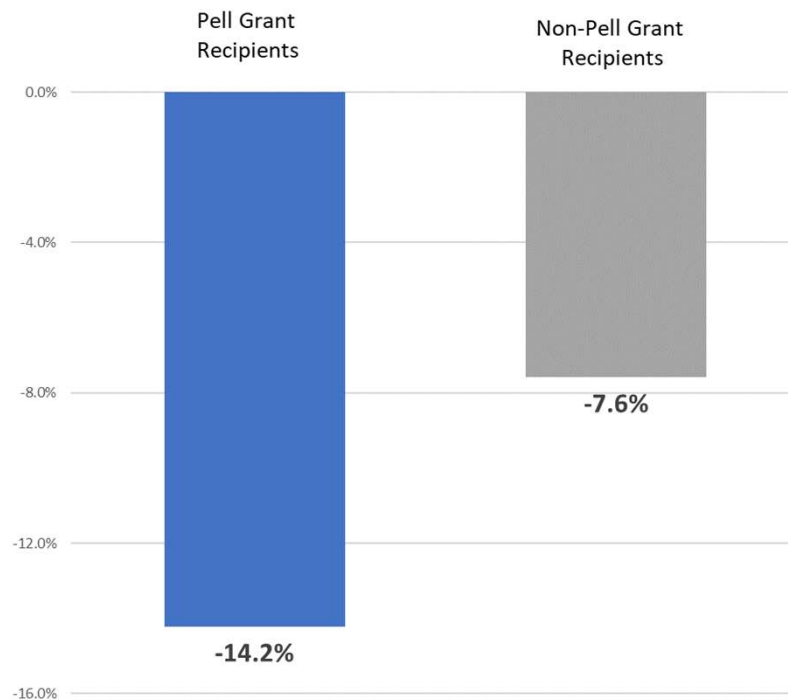
45%

Share of master's degrees awarded by our colleges

- 100% Physician Assistant
- 55% Education
- 51% Social work
- 51% Business
- 50% Computer science
- 47% Nursing

Looking forward: Worrying trends in MN

Change in undergraduate enrollment in Minnesota by Pell Status, 2019-20 to 2021-22



Source: IPEDS unduplicated headcount data and Federal Student Aid Pell Grant recipient data. Includes all public and nonprofit Minnesota institutions. Excludes for-profit institutions

Declining Access to Higher Ed

- Enrollment of Pell Grant recipients at Minnesota colleges and universities has fallen at two-times the rate of non-Pell Grant recipients.
- Worrying declines in college enrollment for recent MN high school graduates between 2019 and 2021:
 - Black HS grads: 13 pct. pt. drop
 - Latino HS grads: 11 pct. pt. drop
 - Native American HS grads: 10 pct. pt. drop

MINNESOTA PRIVATE COLLEGE COUNCIL

State Grant Impact and Value

- Helps low- and middle-income families
- Increases enrollment and graduation rates
- Narrows gaps in college enrollment and completion for students of color and Native American students and low-income students
- Encourages students to stay in Minnesota
- Holds down additional borrowing
- Supports all college options

Who Benefits from the State Grant Program

- 39% of Minnesota undergraduates receive a State Grant
- 54% of Minnesota students of color & Native American students receive a State Grant
- 62% of funds go to students attending public institutions – Community and Technical Colleges, State Universities, and the University of Minnesota
- 67% of State Grant recipients have family incomes lower than \$50,000

State Grant Request

Increase State Grants by Lowering the Student Share

- The State Grant program expects students to pay too much – 50% of cost of attendance.
- It is not possible for students to cover half of their college costs through reasonable work and borrowing.
- ***Request: Lower the student share to the affordability benchmark of 36%.***
- Reducing the student share to 36% would:
 - increase the average State Grant by \$2,000.
 - Increase the number of State Grant recipients by about 10% (6,300 new recipients)

St. Scholastica Mission

- Grounded in the Catholic intellectual tradition and shaped by the Benedictine heritage, the College stresses "intellectual and moral preparation for responsible living and meaningful work"
- Founded in 1912 in Duluth
- Online programs and hybrid programs offered in Austin, Cloquet, Grand Rapids, Inver Grove Heights & St. Cloud



St. Scholastica Today

- 3,207 students; 79% from Minnesota
- 1,938 traditional and non-traditional undergraduates (1/3 receive State Grants)
- 19% of students from diverse backgrounds
- 27% First Generation Students
- 100% of CSS undergraduates receive financial assistance
- 28% of undergraduates have family incomes less than \$50,000



Serving Our Veterans

- Top-ranked as a military-friendly college
- Yellow Ribbon campus
- Partner with the 148th Fighter Wing on trauma training and mentoring
- Nursing major offers Veteran cohort experiences and recognizes leadership experiences



"Your Success is Our Purpose"

- Inclusive Excellence 2025 strategic plan
- Four-Year Pledge
- Only Minnesota private college nationally recognized in inaugural First Forward cohort
- Recognized in Minnesota for social mobility of our graduates
- CSS hosts 5 TRIO programs (5th grade through graduate school preparation)
- CSS's new Center for Experiential Learning increases access for students to engage in high impact practices with a current focus on internships, education abroad, service learning, and research



- A liberal arts and sciences foundation is the underpinning for all 40+ majors at CSS
- Largest private School of Nursing in Minnesota
- Other health professions programs include: Health Information Management, Health Informatics, Occupational Therapy, Physical Therapy, Physician Assistant, and Social Work
- All CSS nursing and health professions programs focus on preparing students for work in rural and/or underserved communities
- CSS community clinic offers OT and PT to uninsured/underinsured adults and children
- 98% of alumni survey respondents are employed or in graduate school within 6 months of graduation--the majority in healthcare and other professional fields



Contributions to the Region

- 500 employees and a \$220 million impact on the regional economy
- Strong community partnerships in healthcare, business, and education
- More than 8,000 nursing alumni, including BS, post-baccalaureate, RNBS and DNP graduates
- 60% of all CSS students major in nursing or other health professions
- CSS students, faculty, and staff volunteer actively in the community



Impact of the Minnesota State Grant

- Over 600 undergraduates at CSS receive Minnesota State Grant funding
- The Minnesota State Grant helps low and middle-income families at private *and* public colleges throughout the state
- Great investment in future workforce: 72% of CSS alumni live & work in Minnesota
- The pandemic has affected many students' families financially and has also reduced availability of student jobs and internships

Thank you for supporting and strengthening this vital program!



AUGSBURG UNIVERSITY EDUCATES STUDENTS TO BE



**INFORMED CITIZENS,
THOUGHTFUL STEWARDS,
CRITICAL THINKERS, AND
RESPONSIBLE LEADERS.**

THE AUGSBURG EXPERIENCE IS SUPPORTED BY AN ENGAGED COMMUNITY THAT IS COMMITTED TO INTENTIONAL DIVERSITY IN ITS LIFE AND WORK. AN AUGSBURG EDUCATION IS DEFINED BY EXCELLENCE IN THE LIBERAL ARTS AND PROFESSIONAL STUDIES, GUIDED BY THE FAITH AND VALUES OF THE LUTHERAN CHURCH, AND SHAPED BY ITS URBAN AND GLOBAL SETTINGS.

AUGSBURG
UNIVERSITY



- Augsburg was founded in 1869 by Norwegian immigrants
- 3200 students in undergraduate and graduate programs
- 2022-23 undergraduate class is 68% BIPOC
- 1443 Augsburg students are supported by the Minnesota State Grant; average award of \$6595 for 2022-23





Augsburg Family Scholars



**American Indian Recognition
Program**



Direct Admissions