












The U.S. Has the Lowest Life Expectancy Among Large, Wealthy Countries While Far Outspending Them on Health Care

Life expectancy (2021) and per capita healthcare spending (2021 or nearest year)

Country	Life expectancy	Health spending, per capita
 United States	76.1	\$12,318
 United Kingdom	80.8	\$5,387
 Germany	80.9	\$7,383
 Austria	81.3	\$6,693
 Netherlands	81.5	\$6,190
 Belgium	81.9	\$5,274
Comparable Country Average	82.4	\$6,003
 France	82.5	\$5,468
 Sweden	83.2	\$6,262
 Australia	83.4	\$5,627
 Switzerland	84.0	\$7,179
 Japan	84.5	\$4,666