



TRANSIT EQUITY DAY 2023



1,018,697

Total MVTA ridership during 2022

48,000

Pound reduction annually in CO2 emissions by turning a 20 mile commute into a transit commute

LOCAL RIDERSHIP:

39.1%

Of total rides were either local route or MVTA Connect rides in 2022.

ON-DEMAND SERVICE:

137%

Increase of MVTA Connect rides from 2021 to 2022

CARBON REDUCTION:

37 Million

metric tons of CO2 saved annually from US public transportation.

**CONNECT
DEMOGRAPHICS:**

67.5%

Of MVTA Connect rides are to or from work

CONNECT RIDE COST:

\$3.00

To use MVTA Connect

UBER RIDE COST:

\$25.37


Average cost of an Uber ride in the US in 2019 (Statista).



Minnesota Valley Transit Authority

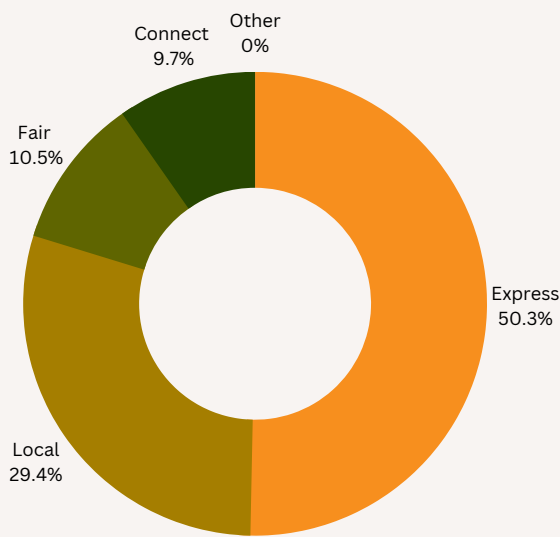


TRANSIT EQUITY DAY 2023



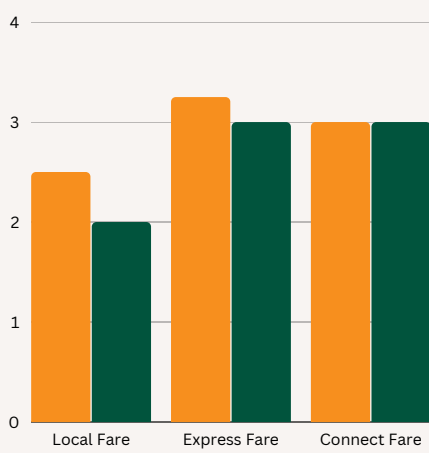
1 OUT OF 5

Connect riders has an annual household income of less than \$15,000.



RIDERSHIP BREAKDOWN BY TYPE:

Over 38% of all MVRTA rides are Local or Connect rides



FARES:

MVRTA fares range between \$2 and \$3.25, providing a more affordable alternative to the almost \$11,000 it costs annually to own a car (US Bureau of Labor Statistics).



Minnesota Valley Transit Authority