

# Expansion & Phosphorus Reduction Project (EPRP)

City of Austin,  
Minnesota



Waste Water  
Treatment Plant



Community  
Profile



WWTP  
Improvements



Water Quality  
Benefits



User Fee  
Impact



# Community Profile



- Import 5,575 jobs per day.

## Demographics

- Population - 24,882
- Median Income - \$46,923
- Median Property Value - \$99,500
- Low Moderate Income – 48%
- Poverty – 14.7%
- Students on Free & Reduced Lunch – 55.4%
- Renter Occupied – 31.9%
- Elderly 62+ - 21.1%

## Employment by Industries

- 24.7% Manufacturing
- 19.2 % Health Care & Social Assistance
- 10.3 % Retail Trade
- 6.38 % Educational Services
- 4.9% Accommodation & Food Services

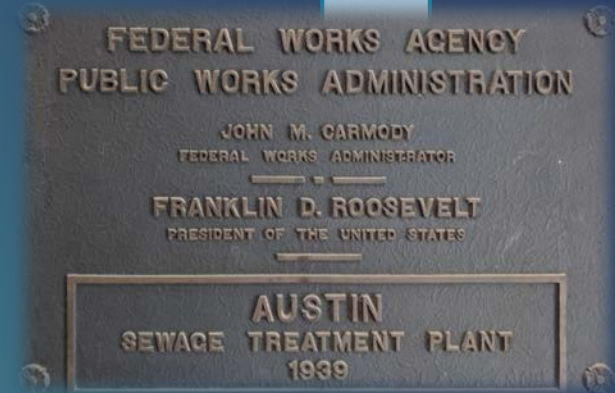
## Major Employers

- Hormel Foods – Plant & Corporate Office (2,580)
- Quality Pork Processors (1,300)
- Mayo Clinic Health Systems – Austin (970)
- International Paper (150)
- Hormel Institute, Univ. of Minnesota (130)
- Cooperative Response Center (110)
- McFarland Truck Lines (110)

# WWTP Improvements



1920's: Original Plant Construction



1939: Domestic Plant Expansion

1958: Industrial Plant Construction

1972: Domestic Pumping Station & Chlorine Tanks

1995: Nitrification Trickling Filter

2003: Industrial Plant Expansion

2006: Biosolids Storage

2014: Excess Flow Tanks

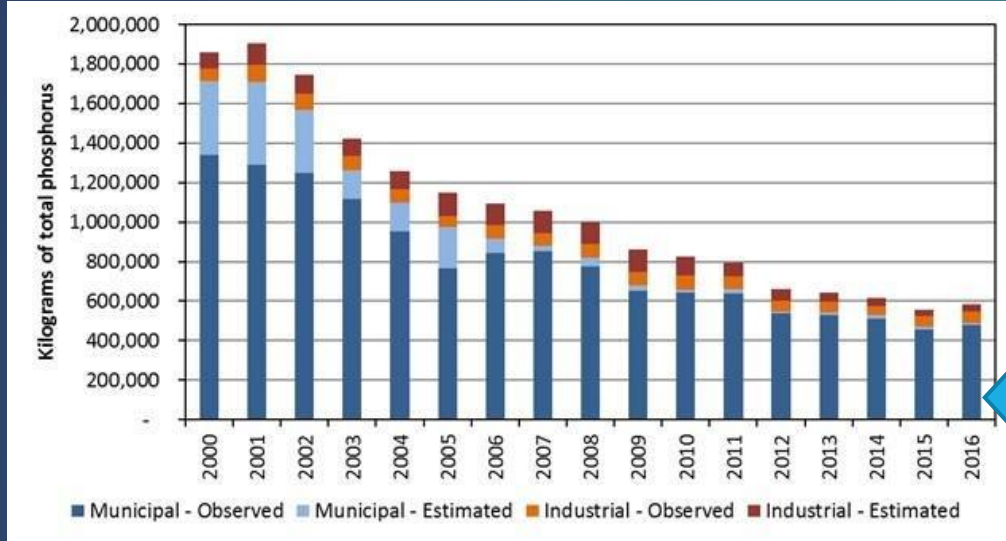


1939



2019

# Water Quality Benefits



Austin's WWTP discharge is nearly 10% of the municipal P discharged in the state.



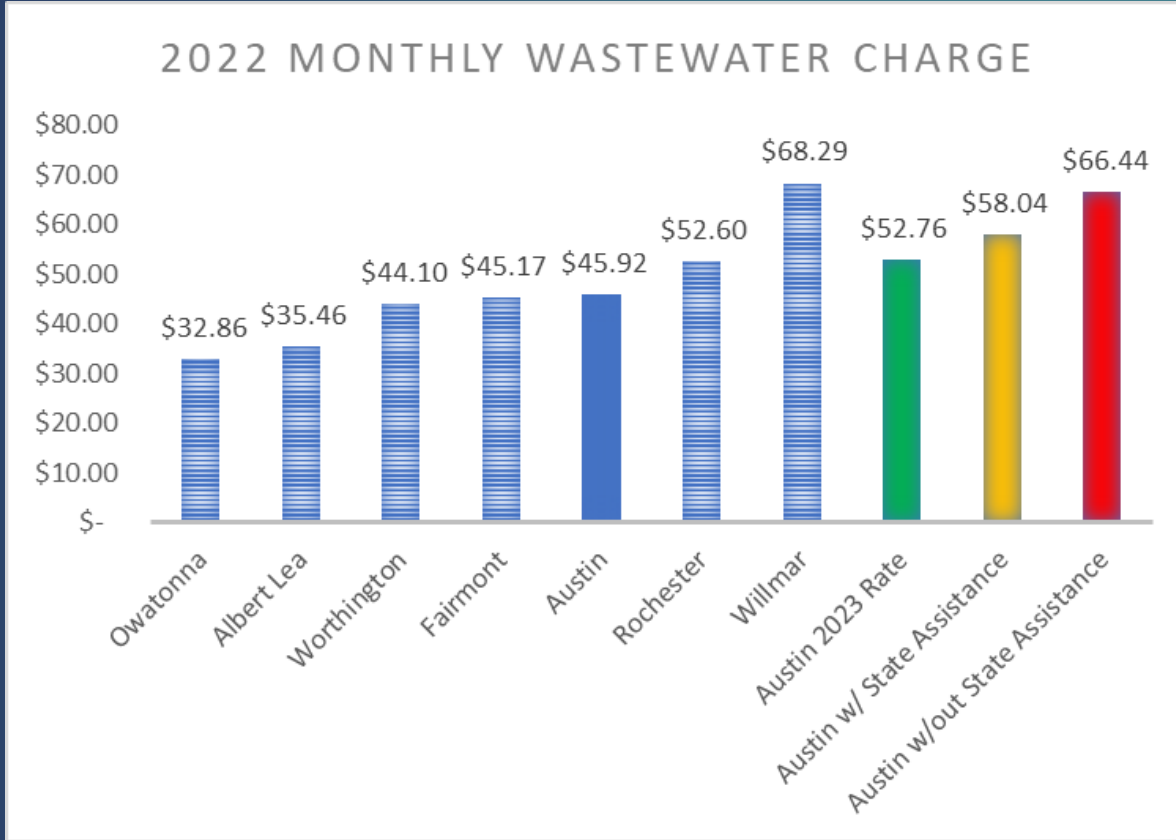
41,823 lb/yr  $\xrightarrow{77\%}$  9,294 lb/yr



- Austin WWTP is one of the largest point source Phosphorus producer in the State.
- Phosphorus Reduction **4.5 mg/L** » **1.0 mg/L**
- Activated Sludge Plant
  - More efficient removal of BOD & TSS
  - Provides options for future nutrient removal
    - Total Nitrogen
    - Nitrate

# How to fund the improvements?

# User Fee Impacts



\* Based on residential use of 6,000 gallons per day at a mechanical wastewater treatment facility (AE2S 2022 Annual Utility Rate Survey)

**EPRP Project Cost:** \$ 112,921,453

**Project Funding:**

- PSIG \$ 7,000,000
- Green Project Reserve \$ 1,000,000
- State Bond Request \$ 7,450,000 (2020)
- Local Funds/Industry \$ 55,254,820
- PFA Loan \$ 42,216,663

**State Bond Request:** \$ 21,110,000 (2023)

**Planning for the Project**

	Monthly Rate	Rate Increase	
• 2017	\$27.98		
• 2018	\$35.00	25%	
• 2019	\$37.45	7%	
• 2020	\$40.07	7%	
• 2021	\$42.88	7%	
• 2022	\$45.92	7%	
• 2023	\$52.76	15%	107% Rate Increase
• 2024	\$58.04	10%	
• 2025	\$62.10	7%	122% Increase
• 2026	\$66.44	7%	137% Increase