



DEPARTMENT OF CORRECTIONS



Mission:

Transform Lives for a Safer Minnesota





MCF-Shakopee
built 1986
capacity: 656



MCF-Faribault
opened 1989
capacity: 2,026



MCF-Lino Lakes
built 1963
capacity: 1,325



MCF-Red Wing
built 1889
capacity: 42-A, 111-J



MCF-Rush City
built 2000
capacity: 1,018



MCF-Oak Park Heights
built 1982
capacity: 444



MCF-St. Cloud
built 1889
capacity: 1,058



MCF-Stillwater
built 1914
capacity: 1,561



MCF-Togo
built 1955
capacity: 90



MCF-Moose Lake
built 1938
capacity: 1,057



MCF-Willow River
built 1951
capacity: 177



DOC by the Numbers

Employees: approximately 4,300

Total general fund budget: \$1.2 billion (FY20 – 21 biennium)

Prisons: 11

Facility capacity: 9,522 beds (double-bunked)

Current Population: 7,800 adults; approx.

Square feet for facilities: 7.5 million sq. ft.

DOC-provided community supervision: 20,000

DOC district supervision offices: 13

Total DOC Bonding Request: \$111.8 million

| 1 | 2 | 3 | 4 |
|---------------------------|-----------------------------------------------------------|----------------------------------------------|------------------------------------------------|
| Asset Preservation | Dakota Building Program Space Renovation/ Addition | Program Space Addition and Renovation | Program Space Repurposing of E Building |
| System-wide | MCF Faribault | MCF Shakopee | MCF Lino Lakes |
| \$76 million | \$9.7 million | \$18.4 million | \$7.7 million |

Agency
Priority **1**



Request: \$76 million

- **82 structures in crisis or poor condition**
- **Ensure the safety** of correctional officers, staff, incarcerated individuals, and the public with adequate heating, ventilating, plumbing and electrical systems

Building stages of disrepair as established by the Facility Condition Assessment:

- 19 in crisis condition
- 63 in poor condition
- 152 in average condition
- 85 in good condition
- 17 in excellent condition



*MCF-Stillwater
Industry
Building*



*Windows in
Living Units*

Why Asset Preservation is DOC


Agency
Priority **1**



DOC is 96% funded
by the General
Fund.



There are 4
facilities that are
over 100 years old.



Individuals work
and live in DOC
buildings 24/7/365



Facilities must be safe
and secure spaces to
help create successful
public safety outcomes.

DOC Priority: Programming & Treatment Space

| 1 | 2 | 3 | 4 |
|--------------------|----------------------------------------------------|---------------------------------------|-----------------------------------------|
| Asset Preservation | Dakota Building Program Space Renovation/ Addition | Program Space Addition and Renovation | Program Space Repurposing of E Building |
| System-wide | MCF Faribault | MCF Shakopee | MCF Lino Lakes |
| \$76 million | \$9.7 million | \$18.4 million | \$7.7 million |

Focus on Person-Centered Services



Person
Centered
Approach

- **Putting people at the center of our decision-making.**
- **See individuals, not collectives.**
- **Multi-disciplinary teams work with the people we serve to design and deliver transformational services.**

Minnesota's Incarcerated Population

Demographics

- Average age (in years): 39.3
- Over 73% graduated HS/ have GED
- Over 18% have college degree
- Approximately 70% have minor children in the community
- **Race**
 - White: 52%
 - Black: 36%
 - American Indian: 9%
 - Asian: 2.5%
 - Unknown/Other: 0.3%

Data Points for Public Safety Policy Makers

- **25%** of those leaving MN prisons are homeless
- **39** people died of drug overdose within a year of release in 2020
- **27%** unemployment rate for formerly incarcerated
- **1 in 6 kids** in MN have had a parent incarcerated – the most prevalent ACE
- **\$141.22** = average per diem cost to incarcerate an adult in Minnesota prison



Dakota Building Restoration/Addition- Faribault

\$9.7 million

Demolition of a crumbling 2-story brick building


Add 4,400 sf for transformational service delivery

- Needs more space for treatment, education, other services
- Mitigate unsafe conditions
- Extend the useful life of the building
- Resolve water infiltration issues
- \$954K previously approved for design only

TIMELINE



August 2023 – June 2025



Dakota Building – Minimum Security

Agency
Priority **3**

Program Space Expansion/ Renovation - Shakopee

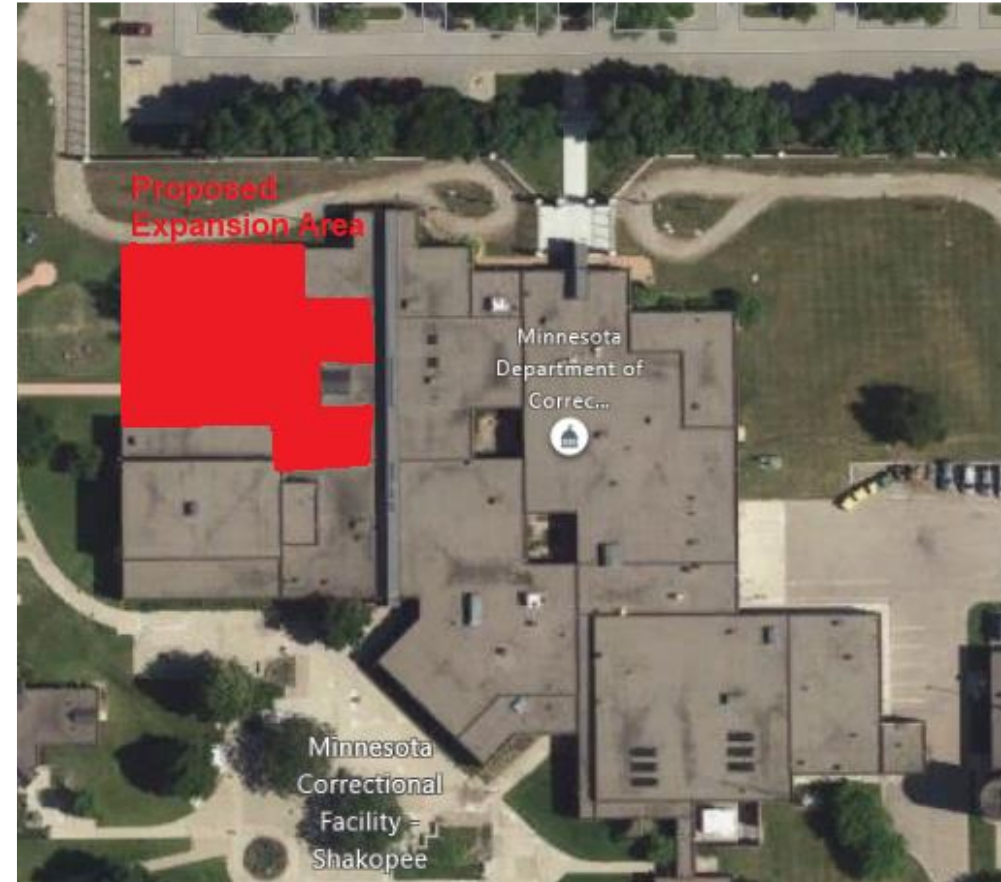
\$18.4 million

Proposed building expansion of 14,500 sf with 6,400 sf of interior renovation

- Expand and renovate to accommodate more programming and support functions such as treatment, education, and family support.
- **Only women's prison** – needs sufficient space with population change.

TIMELINE

○ ————— ○
November 2023 – February 2025



Shakopee Core Building

Program Space Repurposing of E Building – Lino Lakes

Agency
Priority **4**

\$7.7 million

Repurpose an underutilized, existing building

Existing E Building is approximately 8,400 square feet

- Repurpose a long vacant building as program space for treatment
- Upgrade life safety, mechanical and electrical systems



Lino Lakes – E Building

TIMELINE

○ ————— ○
October 2023 – January 2025

Over **95%** of those incarcerated will return to our communities. Setting them up for success helps ensure fewer victims and greater public safety.



See the Work Firsthand - Consider a Tour!

Visit Minnesota's Correctional Facilities

Contact emily.lefholz@state.mn.us

