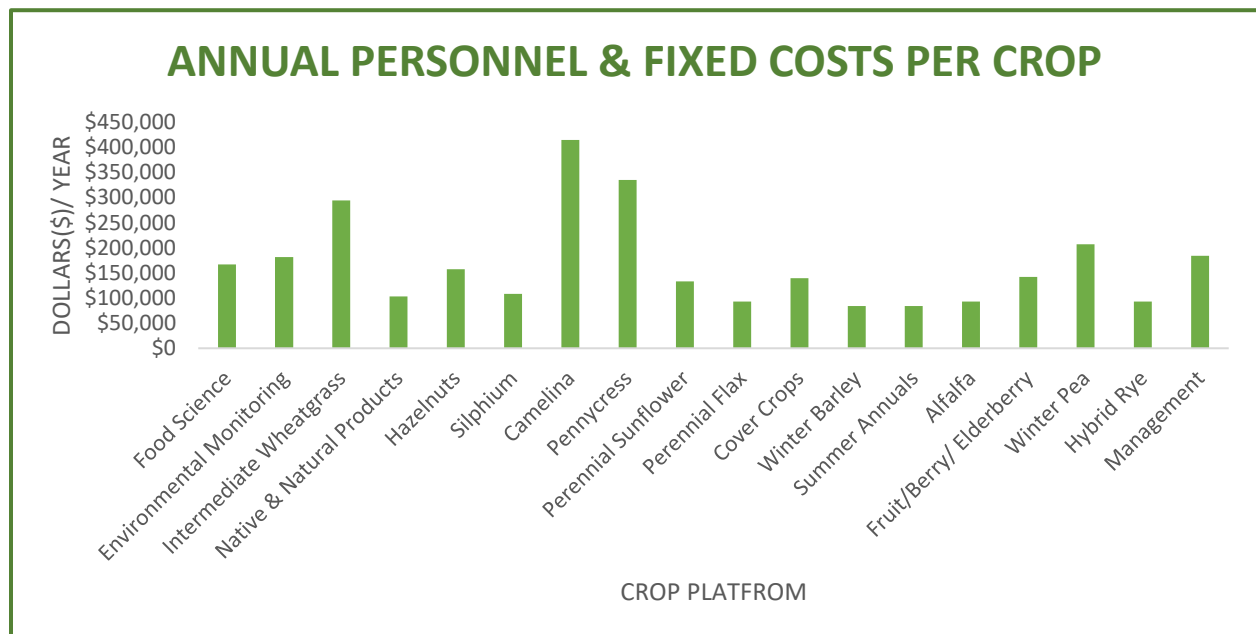


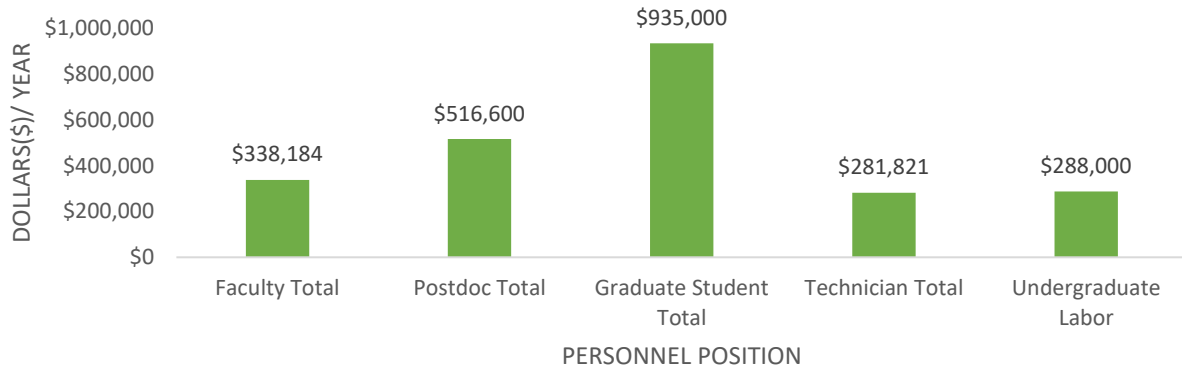
PROPOSED ANNUAL FUNDING MODEL FOR FOREVER GREEN INITIATIVE CROP PLATFORMS

	Food Science		Environmental Monitoring		Intermediate Wheatgrass		Native & Natural Products		Hazelnuts		Silphium		Camelina		Pennycress	
Faculty Salary	0	\$0	0	\$0	1	\$84,000	0	\$0	0	\$0	0	\$0	1	\$84,000	1	\$84,000
Faculty Fringe		\$0		\$0		\$28,728		\$0		\$0		\$0		\$28,728		\$28,728
Faculty Total		\$0		\$0		\$112,728		\$0		\$0		\$0		\$112,728		\$112,728
Postdoc Salary	1	\$60,000	1	\$60,000	1	\$60,000	0	\$0	0	\$0	0	\$0	2	\$120,000	1	\$60,000
Postdoc Fringe		\$13,800		\$13,800		\$13,800		\$0		\$0		\$0		\$27,600		\$13,800
Postdoc Total		\$73,800		\$73,800		\$73,800		\$0		\$0		\$0		\$147,600		\$73,800
Graduate Student Total	1	\$55,000	1	\$55,000	1	\$55,000	1	\$55,000	1	\$55,000	1	\$55,000	1	\$55,000	1	\$55,000
Technician Salary	0	\$0	0	\$0	0	\$0	0	\$0	1	\$30,000	0	\$0	1	\$30,000	1	\$30,000
Technician Fringe		\$0		\$0		\$0		\$0	0	\$10,260		\$0		\$10,260		\$10,260
Technician Total		\$0		\$0		\$0		\$10,260		\$40,260		\$0		\$40,260		\$40,260
Undergraduate Labor Equipment/Lab/Field	2	\$18,000	2	\$18,000	2	\$18,000	2	\$18,000	3	\$27,000	2	\$18,000	1	\$9,000	2	\$18,000
Supplies	1	\$15,000	2	\$30,000	2	\$30,000	2	\$30,000	2	\$30,000	2	\$30,000	3	\$45,000	2	\$30,000
Travel	1	\$5,000	1	\$5,000	1	\$5,000	0	\$0	1	\$5,000	1	\$5,000	1	\$5,000	1	\$5,000
TOTAL		\$166,800		\$181,800		\$294,528		\$103,000		\$157,260		\$108,000		\$414,588		\$334,788

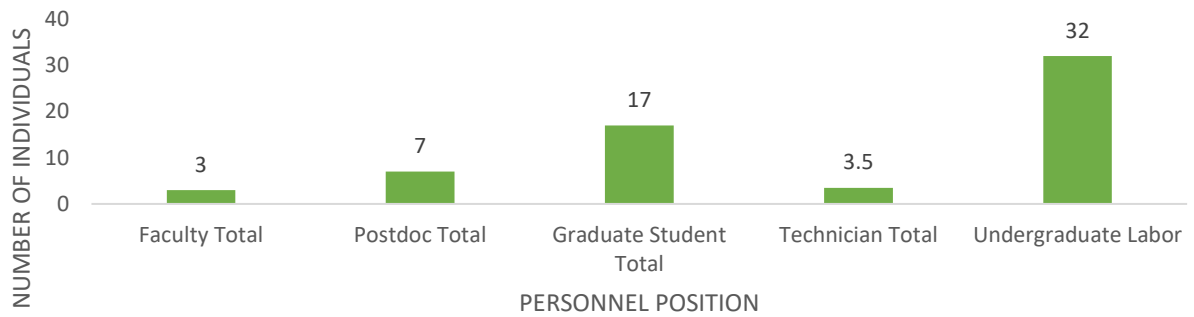
	Perennial Sunflower		Perennial Flax		Cover Crops		Winter Barley		Summer Annuals		Alfalfa		Fruit/Berry/ Elderberry		Winter Pea		Hybrid Rye	
Faculty Salary	0	\$0	0	\$0		\$0	0	\$0	0	\$0	0	\$0	0	\$0	0	\$0	0	\$0
Faculty Fringe		\$0		\$0		\$0		\$0		\$0		\$0		\$0		\$0		\$0
Faculty Total		\$0		\$0		\$0		\$0		\$0		\$0		\$0		\$0		\$0
Postdoc Salary	0	\$0	0	\$0	0	\$0	0	\$0	0	\$0	0	\$0	0	\$0	1	\$60,000	0	\$0
Postdoc Fringe		\$0		\$0		\$0		\$0		\$0		\$0		\$0		\$13,800		\$0
Postdoc Total		\$0		\$0		\$0		\$0		\$0		\$0		\$0		\$73,800		\$0
Graduate Student Total	1	\$55,000	1	\$55,000	1	\$55,000	1	\$55,000	1	\$55,000	1	\$55,000	1	\$55,000	1	\$55,000	1	\$55,000
Technician Salary	1	\$30,000	0	\$0	1	\$30,000	0	\$0	0	\$0	0	\$0	1	\$30,000	1	\$30,000	0	\$0
Technician Fringe		\$10,260		\$0		\$10,260		\$0		\$0		\$0		\$10,260		\$10,260		\$0
Technician Total		\$40,260		\$0		\$40,260		\$0		\$0		\$0		\$40,260		\$40,260		\$0
Undergraduate Labor Equipment/Lab/Field	2	\$18,000	2	\$18,000	1	\$9,000	1	\$9,000	1	\$9,000	2	\$18,000	3	\$27,000	2	\$18,000	2	\$18,000
Supplies	1	\$15,000	1	\$15,000	2	\$30,000	1	\$15,000	1	\$15,000	1	\$15,000	1	\$15,000	1	\$15,000	1	\$15,000
Travel	1	\$5,000	1	\$5,000	1	\$5,000	1	\$5,000	1	\$5,000	1	\$5,000	1	\$5,000	1	\$5,000	1	\$5,000
TOTAL		\$133,260		\$93,000		\$139,260		\$84,000		\$84,000		\$93,000		\$142,260		\$207,060		\$93,000



ANNUAL TOTAL PERSONNEL EXPENSES



ANNUAL NUMBER OF INDIVIDUALS EMPLOYED IN EACH CATAGORY



ANNUAL TRAVEL & EQUIPMENT/LAB/FIELD EXPENSES

