

**Senators Sams, Anderson, Metzen, Pariseau, and Vickerman introduced--  
S.F. No. 937: Referred to the Committee on Finance.**

1                   A bill for an act  
2           relating to economic development; modifying youth  
3           intervention program provisions; appropriating money  
4           for grants for youth intervention programs; amending  
5           Minnesota Statutes 2004, section 116L.30, subdivisions  
6           1, 2, by adding subdivisions.

7 BE IT ENACTED BY THE LEGISLATURE OF THE STATE OF MINNESOTA:

8           Section 1. Minnesota Statutes 2004, section 116L.30,  
9           subdivision 1, is amended to read:

10           Subdivision 1. [GRANTS.] The commissioner may make grants  
11           to nonprofit agencies administering youth intervention programs  
12           in communities where the programs are or may be established.

13           "Youth intervention program" means a nonresidential  
14           community-based program providing advocacy, education,  
15           counseling, mentoring, and referral services to youth and their  
16           families experiencing personal, familial, school, legal, or  
17           chemical problems with the goal of resolving the present  
18           problems and preventing the occurrence of the problems in the  
19           future. The purpose of the youth intervention program is to  
20           provide an ongoing, stable funding source to community-based  
21           early intervention programs for youth. Program design may be  
22           different for the grantees depending on youth needs in the  
23           communities being served.

24           Sec. 2. Minnesota Statutes 2004, section 116L.30,  
25           subdivision 2, is amended to read:

26           Subd. 2. [APPLICATIONS.] Applications for a grant-in-aid

1 shall be made by the administering agency to the commissioner.  
2 The grant-in-aid is contingent upon the agency having obtained  
3 from the community in which the youth intervention program is  
4 established local matching money two times the amount of the  
5 grant that is sought. The purpose of the matching requirement  
6 is to leverage the investment of state and community dollars in  
7 supporting the efforts of the grantees to provide early  
8 intervention services to youth and their families.

9 The commissioner shall provide the application form,  
10 procedures for making ~~application-form~~ applications, criteria  
11 for review of the application, and kinds of contributions in  
12 addition to cash that qualify as local matching money. No grant  
13 to any agency may exceed \$50,000.

14 Sec. 3. Minnesota Statutes 2004, section 116L.30, is  
15 amended by adding a subdivision to read:

16 Subd. 3. [GRANT ALLOCATION FORMULA.] Up to one percent of  
17 the appropriations to the grants-in-aid to the youth  
18 intervention program may be used for a grant to the Minnesota  
19 Youth Intervention Programs Association for expenses in  
20 providing collaborative training and technical assistance to  
21 community-based grantees.

22 Sec. 4. Minnesota Statutes 2004, section 116L.30, is  
23 amended by adding a subdivision to read:

24 Subd. 4. [ADMINISTRATIVE COSTS.] The commissioner may use  
25 up to two percent of the biennial appropriation for  
26 grants-in-aid to the youth intervention program to pay costs  
27 incurred by the department in administering the grants.

28 Sec. 5. [APPROPRIATION.]

29 \$2,000,000 in fiscal year 2006 and \$2,000,000 in fiscal  
30 year 2007 are appropriated from the general fund to the  
31 commissioner of employment and economic development for youth  
32 intervention programs under Minnesota Statutes, section  
33 116L.30. This funding must be used to help existing programs  
34 serve unmet needs in their communities, and to create new  
35 programs in underserved areas of the state. This appropriation  
36 is part of the department's budget base. The appropriations are

02/03/05

[REVISOR ] CMG/BT 05-2331

1 available until expended.

**Youth Intervention Program**



# YOUTH INTERVENTION PROGRAMS

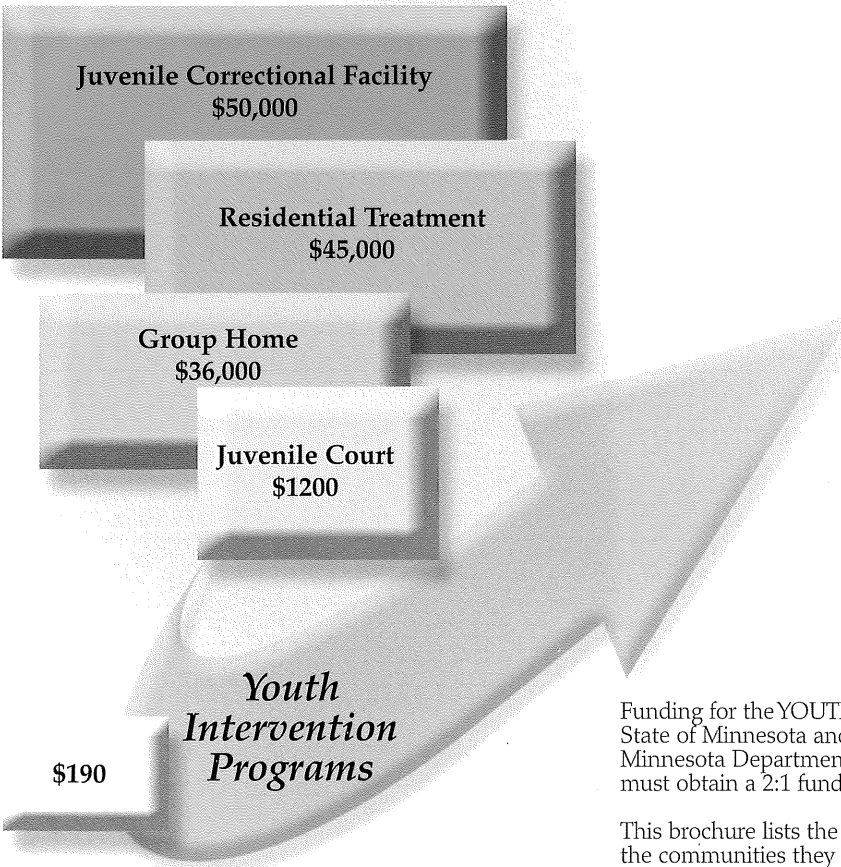


## Community Solutions for Community Problems

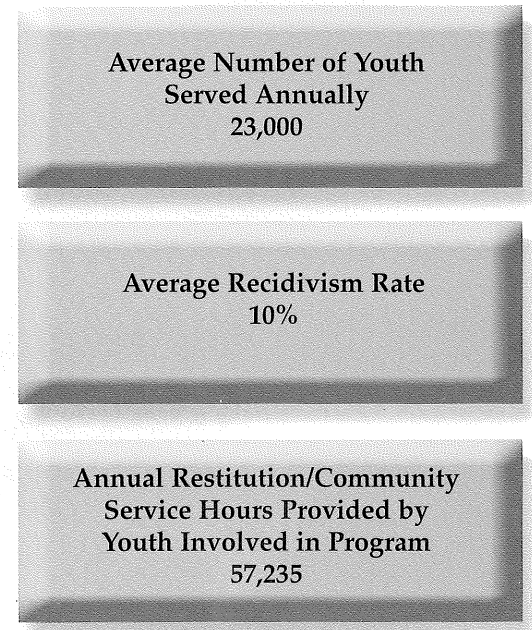
Crime, family violence, truancy, delinquency, chemical dependency, child abuse, teen pregnancy and homelessness; Minnesota's youth and their families who are facing these and other problems have a place to turn for help — YOUTH INTERVENTION PROGRAMS.

YOUTH INTERVENTION PROGRAMS are community-based and provide an effective community solution to the youth-related problems facing Minnesota families. Community-based programs keep youth living with their families and out of the more costly correctional institutions, foster homes, residential treatment and chemical abuse treatment facilities. Each year approximately 23,000 Minnesota young people receive these services.

## Cost Effectiveness Average Annual Cost Per Youth



## Outcomes



Funding for the YOUTH INTERVENTION PROGRAMS is provided in part by the State of Minnesota and is administered by the Office of Community Based Services, Minnesota Department of Employment and Economic Development. All programs must obtain a 2:1 funding match from local sources.

This brochure lists the 52 MINNESOTA YOUTH INTERVENTION PROGRAMS, the communities they operate in, and a list of the services offered by these agencies.

Published by the Minnesota Youth Intervention Programs Association (YIPA).  
Funding was provided by the Office of Community Based Services, Minnesota Department of Employment and Economic Development.

# MINNESOTA YOUTH INTERVENTION PROGRAMS

## YOUTH INTERVENTION SERVICES

The following services are offered by the many agencies of the YOUTH INTERVENTION PROGRAM. It must be noted that all of the services listed below are not necessarily offered by every agency.

### Pre-Court Diversion Programs

- Tuancy Intervention
- Shoplifting Prevention/Intervention
- Curfew Violation
- Sexual Perpetrator Counseling
- Vandalism Prevention/Intervention
- Fire Awareness
- Drug/Alcohol Prevention/Intervention
- Tobacco Use Prevention/Intervention

### Restorative Justice Programs

- Victim/Offender Mediation
- Community Service Programs for Offenders
- Crime Victim Advocacy
- Restitution Services

### Counseling Programs

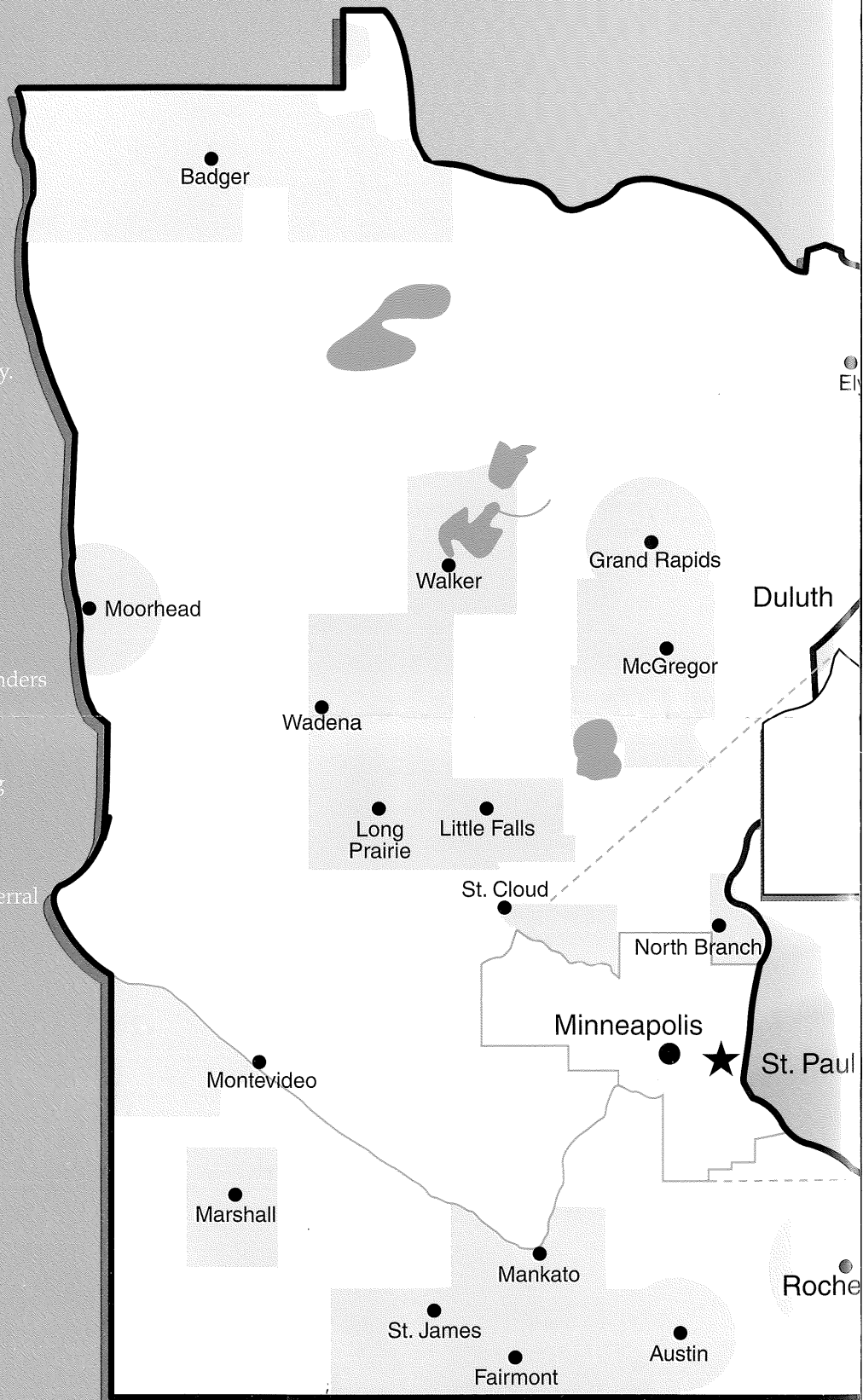
- Individual, Group & Family Counseling
- Mentoring
- Crisis Intervention
- Outreach Services for "At-Risk" Youth
- Prostitution Counseling
- Chemical Health Assessments and Referral
- Delinquency Prevention
- Teen Parenting/Pregnancy Counseling
- Runaway/Homeless Youth Services
- School Groups
- Peer Counseling
- Anger Management
- Culturally Specific Counseling
- Aftercare

### Education Programs

- Shoplifting/Vandalism Prevention
- Parenting Education
- Job Training/Preparation
- Drug/Alcohol Use Prevention
- Child Abuse Awareness
- Feelings and Values Awareness
- Conflict Resolution
- Cultural Awareness
- Tutoring Services

### Other Services

- Direct Employment
- Youth Advocacy
- Referrals
- Community Transitioning from Corrections
- Court Advocacy



**Blue Earth County Community Corrections – Youth Diversion Program**

410 Jackson St.  
P.O. Box 3543  
Mankato, MN 56001  
507-344-3715

**Bolder Options**

2020 First Avenue South  
Minneapolis, MN 55404  
612-871-8777

**Brooklyn Peacemaker Center, Inc.**

7240 Brooklyn Blvd, Suite 205  
Brooklyn Center, MN 55429  
763-535-0995

**Carver/Scott Educational Cooperative**

309 Lake Hazeltine Drive  
Chaska, MN 55318  
952-368-8887

**Cass County Human Services**

P.O. Box 519  
Walker, MN 56484  
218-547-1340

**Central Center for Family Resources**

1485 81st Avenue N.E.  
Spring Lake Park, MN 55432  
763-780-3036

**Children's Home Society & Family Services**

166 4th St. E #200  
St. Paul, MN 55101  
651-222-0311

**The City, Inc.**

1545 East Lake Street  
Minneapolis, MN 55407  
612-724-3689

**Community Concern for Youth Programs – Todd County**

239 Central Avenue  
Long Prairie, MN 56347  
320-732-6165

**Community Concern for Youth Programs – Wadena County**

415 South Jefferson  
Wadena, MN 56482  
218-631-7618

**The Council on Crime and Justice**

903 Washington Ave. So.  
Minneapolis, MN 55415  
612-348-7874

**DARTS Youth Intervention Program**

1645 Marthaler Lane  
West St. Paul, MN 55118  
651-455-1560

**Ely Community Resource, Inc.**

103 East Chapman St.  
P.O. Box 374  
Ely, MN 55731  
218-365-5254

**Employment Action Center**

900 20th Avenue South  
Minneapolis, MN 55404  
612-752-8822

**Face to Face Health & Counseling Service**

1165 Arcade St.  
St. Paul, MN 55106  
651-772-5555

**Family and Children's Service Northwest Hennepin Branch**

6900-78th Ave. North  
Brooklyn Park, MN 55445  
763-560-4412

**Forest Lake Area Youth Service Bureau**

244 North Lake Street  
Forest Lake, MN 55025  
651-464-3685

**Futures By Design McGregor Public School**

P.O. Box 160  
McGregor, MN 55760  
218-768-2111, ext. 259

**Hmong American Partnership**

1075 Arcade Street  
Saint Paul, MN 55106  
651-495-9160

**Kinship of Morrison County**

107 Southeast 2nd Street, Suite 203  
Little Falls, MN 56345  
320-632-8806

**Kinship of Todd-Wadena Counties**

425 4th Street NE, P.O. Box 281  
Staples, MN 56479  
218-894-2799

**La Oportunidad, Inc.**

2233 University Avenue, Suite 150  
St. Paul, MN 55114  
651-646-6115

**Lutheran Social Services–Duluth**

424 West Superior Street  
Duluth, MN 55802  
218-726-4889

**Lutheran Social Services–St. Cloud**

22 Wilson Ave NE  
P.O. Box 6069  
St. Cloud, MN 56303  
320-251-7700  
Fax: 320-251-8898

**Lyon County Community Plus Program**

607 W. Main St.  
Marshall, MN 56258  
507-537-6744

**Martin County Youth Intervention and Prevention Program**

201 Lake Ave. #308  
Fairmont, MN 56031  
507-238-3215

**Minneapolis American Indian Center**

**Golden Eagles Program**  
1530 E. Franklin Avenue  
Minneapolis, MN 55404  
612-879-1795

**Minneapolis Urban League**

2100 Plymouth Ave. North  
Minneapolis, MN 55411  
612-302-3100

**MN Valley Action Council/SC Workforce Council**

P.O. Box 3327  
Mankato, MN 56002  
507-345-2408

**Moorhead Police Department Youth Intervention Officers**

915-9th Avenue North, Box 817  
Moorhead, MN 56560  
218-299-5124

**Monticello YMCA Community Program**

7601 42nd Ave. North  
New Hope, MN 55427  
763-295-2403

**Northwest Community Action**

312 North Main St. P.O. Box 67  
Badger, MN 56714  
218-528-3258

**Northwest YMCA Community Program**

7601 42nd Avenue North  
New Hope, MN 55427  
763-535-4800

**Northwest Youth & Family Services**

3490 North Lexington Ave.  
Shoreview, MN 55126  
651-486-3808

**North Homes, Inc.**

1880 River Road  
Grand Rapids, MN 55744  
218-327-3055

**Relate Counseling Center, Inc.**

15320 Minnetonka Blvd., Suite 200  
Minnetonka, MN 55345  
952-932-7277

**SE Minnesota Workforce Development, Inc.**

1016 Civic Center Drive NW  
Rochester, MN 55901  
507-379-3409

**St. James Youth Development Project**

500 8th Street South  
St. James, MN 56081  
507-375-4517

**The Storefront Group**

6425 Nicollet Ave. South  
Richfield, MN 55423  
612-861-1675

**St. Paul Youth Services**

1167 Arcade Street  
St. Paul, MN 55106  
651-771-1301

**Student & Youth Services**

Austin High School  
301-Third Street N.W.  
Austin, MN 55912  
507-433-1401

**SW Minnesota Private Industry Council**

129 West Nichols Ave.  
Montevideo, MN 56265  
320-269-5561

**United Cambodian Association of Minnesota**

1101 Snelling Ave. North  
St. Paul, MN 55108  
651-222-3299

**Walker Community United Methodist Church Neighbor to Neighbor Youth Program**

3104 16th Ave. So. P.O. Box 7588  
Minneapolis, MN 55406  
612-722-6612

**White Bear Lake Area Community Counseling Center**

1280 North Birch Lake Boulevard  
White Bear Lake, MN 55110  
651-429-8544

**Woodland Hills Neighborhood Youth Services**

310 North 1st Ave. West  
Duluth, MN 55806  
218-723-3523

**YouthLink**

41 North 12th St.  
Minneapolis, MN 55403  
612-252-1200

**Youth Service Bureau**

612 Main Building, Hwy. 95  
North Branch, MN 55056  
651-674-0191

**Youth Service Bureau, Inc. Cottage Grove Office**

7064 W. Point Douglas Rd., Suite 201  
Cottage Grove, MN 55016  
651-458-5224

**Youth Service Bureau, Inc. Stillwater Office**

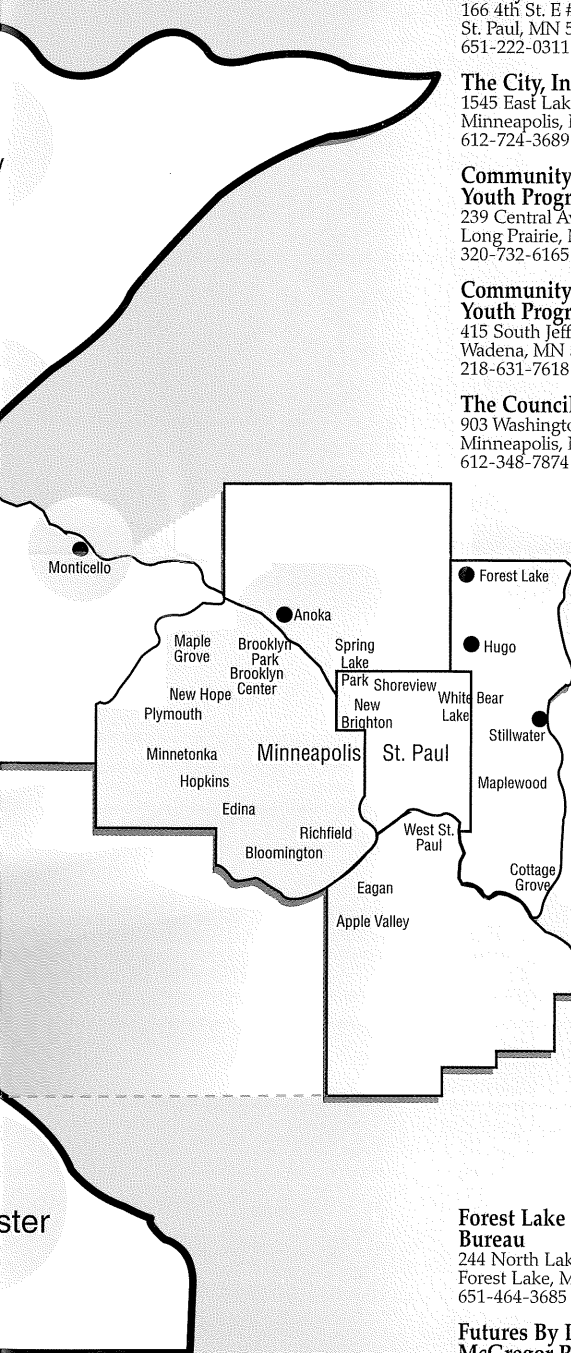
101 West Pine Street  
Stillwater, MN 55082  
651-439-8800

**YWCA of Minneapolis**

1130 Nicollet Mall  
Minneapolis, MN 55403  
612-332-0501

**YWCA of St. Paul**

375 Selby Ave.  
St. Paul, MN 55102  
651-222-3741






Minnesota Youth Intervention  
Programs Association (YIPA)  
800 Havenvew Court  
Mendota Heights, MN 55120

*www.mnyipa.org*  
*e-mail: info@mnyipa.org*


(651) 452-3589 Phone  
(651) 405-8083 Fax



**Youth  
intervention  
can make the  
difference**

**MINNESOTA  
YOUTH  
INTERVENTION  
PROGRAMS**

**A resource guide to  
community-based  
youth and family services  
in Minnesota**



## MINNESOTA YOUTH INTERVENTION PROGRAMS

**WHAT:** Youth Intervention Programs currently consists of fifty-two (52) community-based programs providing counseling, mentoring, education, prevention, pre-court diversion, anger management, conflict resolution, restitution and community services to youth, their families and communities.

**WHERE:** Youth Intervention Programs operate in rural and urban areas throughout the state. Currently, twenty-nine programs are located in the Twin Cities metropolitan area and twenty-three programs are from the greater Minnesota region.

**WHY:** Community-based early intervention programs provide the most effective approach to keeping youth from further involvement in the juvenile justice system. In 2004 Youth Intervention Programs successfully kept 87% of the youth referred for illegal activities from further involvement in the juvenile justice system. It is an excellent example of how community and state governments are partnering to keep youth at home, in school, and ready to become productive citizens. Each Youth Intervention Program must raise \$2 in community funding for every \$1 they obtain from the state so both state and community dollars committed to the program are well leveraged. There are still many metropolitan communities and vast areas of Greater Minnesota that have no Youth Intervention Program.

**COST:** 2006 -2007 base funding is at \$1,452,000 or approximately \$200 per youth served. 20,416 youth served in 2004 - down by almost 4,000 youth from 2003. This reduction is the direct result of the budget cuts to the program for the 2004 – 2005 biennium.

### FACTS:

- Youth Intervention is a successful, cost-effective approach to reaching at-risk youth precisely when they are at the crossroads of choosing the right path or a life of crime
- Youth Intervention Programs are community-based programs that provide the most effective approach to keeping youth from further involvement in the juvenile justice system. The programs keep young people who are on the verge of big trouble out of it.



- Youth Intervention Programs are an excellent example of how community and state governments can partner to keep youth at home, in school, and ready to become productive citizens. Funding for this partnership is critical, and each Youth Intervention Program leverages \$2 in community funding for every \$1 proved by the state.
- Youth Intervention Programs save the state and taxpayers money. The state of Minnesota pays **236 times** more to put a youth through the juvenile correction system than it does to offer early intervention services. According to the Rand Report, for every \$1 spent on early intervention, at least \$3 is saved in future spending. Here's an overview of the cost to citizens for one child to enter various stages in the juvenile justice system:
  - Youth Intervention Programs: **\$200** per youth/year
  - Juvenile court system: **\$1,140** per youth/year
  - Group home: **\$36,000** per youth/year
  - Residential treatment facility: **\$45,000** per youth/year
  - Juvenile correctional facility confinement: **\$50,000** per youth/year
- Vanderbilt University economist Mark Cohen calculated the cost to American taxpayers when a young person embraces a life of crime and drug use. Based on Cohen's analysis it cost taxpayers almost \$2 million dollars in criminal justice costs, victim costs, drug abuse related costs and lost wages.
- Youth Intervention Programs are successful. **Outcome highlights are:**
  - 88% of youth participants demonstrated increased decision-making skills at program completion
  - 86% of youth participants demonstrated increased conflict-resolution skills
  - 86% of youth participants developed relationships with positive, caring adults through their participation in the Youth Intervention Program.
  - 84% of youth referred for truant behavior had improved their school attendance at program completion
  - 87% of youth referred for illegal activities had no further involvement with the juvenile justice system within 6 months after program completion.



## Youth Intervention Program

Youth Intervention Programs provide counseling, education, prevention and referral services to youth who are at risk of child abuse, family violence, chemical abuse, delinquency, teen pregnancy, prostitution, truancy and running away from home. The programs work with the entire family and address such issues as shoplifting, vandalism, theft, prostitution, and arson. Youth Intervention Program providers collaborate with the schools, the juvenile justice system and other community agencies to identify and serve youth in need of assistance.

Examples of programs include:

- diversion, restitution and community service programs that aim to hold youth accountable for delinquent behavior;
- restorative justice programs that provide an opportunity for youth to repair harm that has been caused by their behavior;
- truancy and school suspension programs that provide intensive supervision to youth who are chronically truant or who are suspended from school;
- awareness classes in theft, chemical abuse, fire, vandalism, and tobacco use;
- peer counseling, mentoring and tutoring programs to provide positive support and role modeling;
- support groups that address teen parenting, managing anger, conflict resolution, self-esteem, chemical abuse and dependency;
- after-school programs that provide positive, structured activities for at-risk youth.

Between January 1, 2004 and December 31, 2004, Youth Intervention Programs:

- served over 20,400 Minnesota youth and their families;
- provided an opportunity for over 3,000 youth to perform over 46,000 hours of community service, paying restitution of approximately \$24,000;
- reduced the number of runaways;
- reduced the number of youth involved with the juvenile justice system; and
- provided for 84 percent of participants to successfully complete their programs.

Fifty-two community-based programs provide a wide array of services to youth ages 4 through 17. Twenty-nine programs operate within the metropolitan area and 23 provide services in Greater Minnesota. Each recipient of Youth Intervention Program funds must provide at least two dollars of matching funds for each dollar of state funds received.

A [summary of Youth Intervention Program participation for 2004](#) is available and individual program profiles can be found at the link below.

---

[Detailed listing of Youth Intervention Programs funded through DEED](#)

---



### Statewide Program Information

For additional information on the Youth Intervention Program, contact:

**Kay Tracy, Director**  
MN Department of  
Employment & Economic  
Development  
Office of Community-Based  
Services  
First National Bank Building  
332 Minnesota Street, Suite  
E200  
St. Paul, MN 55101

**Phone:** 651-296-6064  
**Fax:** 651-297-4689  
**E-Mail:**  
Kay.Tracy@state.mn.us

**Lynn Douma, Youth  
Intervention Program  
Manager**  
MN Department of  
Employment & Economic  
Development  
Office of Community-Based  
Services  
First National Bank Building  
332 Minnesota Street, Suite  
E200  
St. Paul, MN 55101

**Phone:** 651-297-2767  
**Fax:** 651-297-4689  
**E-Mail:**  
Lynn.Douma@state.mn.us

## Statewide Youth Intervention Program Data--2004

### Youth Served

<b>Total Number of Youth Served in 2004:</b>	<b>20,416</b>
Males	54 percent
Females	46 percent
Ages 9 and Under	14 percent
Ages 10-12	15 percent
Ages 13-15	35 percent
Ages 16-17	23 percent
Ages 18 and Over	11 percent

### Primary Reason For Referral

Delinquent Offense	16 percent
Education Problems	14 percent
Personal Problems	16 percent
Family Problems	15 percent
Status Offense	8 percent
Chemical Dependency/Use	6 percent
Other	24 percent

### Primary Source of Referral

Schools	30 percent
Law Enforcement/Diversion	19 percent
Self-Referred	19 percent
Juvenile Courts	11 percent
Family/Guardian	9 percent
Other (Including Social Services)	10 percent

### Restitution/Community Service

Over 3,000 Minnesota youth performed restitution or fulfilled community service obligations through Youth Intervention Program providers in 2004. Over \$24,000 in restitution was paid to crime victims by Youth Intervention Program participants and over 46,000 hours of voluntary or court-ordered community service was performed

## APPENDIX II

### The Costs of Juvenile Crime

In 1998, Vanderbilt University economist Mark A. Clark calculated the cost to American taxpayers when a young person drops out of high school to embrace a life of crime and drugs. Based on Cohen's analysis, the National Center for Juvenile Justice prepared the following "invoice":

<b>INVOICE</b>	
<b>To: American Public</b>	
<b>For: One Lost Youth</b>	
<b>DESCRIPTION</b>	<b>COST</b>
<b>Crime:</b>	
Juvenile Career (4 years @ 1-4 crimes/year)	
Victim Costs	\$62,000 - \$250,000
Criminal Justice Costs	\$21,000 - \$84,000
Adult Career (6 years @ 10.6 crimes/year)	
Victim Costs	\$1,000,000
Criminal Justice Costs	\$335,000
Offender Productivity Loss	\$64,000
<b>Total Crime Cost</b>	<b>\$1.5 - \$1.8 million</b>
<b>Present Value*</b>	<b>\$1.3 - \$1.5 million</b>
<b>Drug Abuse:</b>	
Resources Devoted to Drug Market	\$84,000 - \$168,000
Reduced Productivity Loss	\$27,600
Drug Treatment Costs	\$10,200
Medical Treatment of Drug Related Illness	\$11,000
Premature Death	\$31,800 - \$223,000
Criminal Justice Costs associated with Drug Crimes	\$40,500
<b>Total Drug Abuse Costs</b>	<b>\$200,000 - \$480,000</b>
<b>Present Value*</b>	<b>\$150,000 - \$360,000</b>
<b>Costs Imposed by Highschool Dropout:</b>	
Lost Wage Productivity	\$300,000
Fringe Benefits	\$75,000
Nonmarket Losses	\$95,000 - \$375,000
<b>Total Dropout Cost</b>	<b>\$470,000 - \$750,000</b>
<b>Present Value*</b>	<b>\$243,000 - \$388,000</b>
<b>Total Loss</b>	<b>\$2.2 - \$3 million</b>
<b>Present Value*</b>	<b>\$1.7 - \$2.3 million</b>

\*Present Value is the amount of money that would have to be invested today in order to cover future costs of the youth's behavior.

Source: National Center for Juvenile Justice, an adaptation of Cohen's "The Monetary Value of Saving a High-Risk Youth," Journal of Quantitative Criminology, 14(1), reprinted from Juvenile Offenders and Victims: 1999 National Report (Pittsburgh, PA: National Center for Juvenile Justice, 1999), p.82.

Invoice available at: <http://www.ncjrs.org/html/ojjdp/nationalreport99/chapter3.pdf>

**Bernard H. Ridder Jr.**  
1916-2002

**Par Ridder**  
Publisher/  
President



**Art Coulson**  
Editorial Page  
Editor

**To reach us**  
Phone: 651-228-5545  
Fax: 651-228-5564

**Vicki S. Gov**  
Editor/  
Senior Vice Pre:

MINNESOTA YOUTH

## Increase funds for intervention programs

Today's prisons are full of people for whom an intervention at the right time could have made a big difference. A coalition of youth intervention programs will be asking state legislators for a modest increase in funding to step-up their practical and cost-effective prevention efforts. We believe that it would be money well-spent and a fiscally sound investment by state taxpayers.

The state can continue to expand the populations of its prisons and county jails through underfunding of youth intervention programs, or it can shore up those programs that contribute to a productive life. A Vanderbilt University study in the 1990s estimated that each youngster saved from a life of crime saves taxpayers \$1.7 million to \$2.3 million. And the Rand Corp. found that governments saved \$2 to \$4 for every dollar spent on early childhood and youth programs, even before factoring in the savings to victims and society from decreased crime.

We're been impressed with the Ramsey County All Children Excel — or ACE — program, and believe it provides some lessons for lawmakers considering funding for youth prevention programs. We like that ACE has systematically measured the success of its efforts since it began in 1999. ACE brings together a community of adults in education, social services and law enforcement to work with a child and his family after the child's arrest for a serious crime. About 60 children who have been arrested for multiple serious crimes by age 10 are in the ACE program. The program has a 65 percent success rate with children who have been in the program for more than six months.

One concern is that children who move from the county — even just down the block from the West Side to West St. Paul — are dropped from the ACE program. We'd like to see a more regional approach and better coordination of these sorts of prevention programs. The \$1.4 million in additional prevention funding requested by the Minnesota Youth Intervention Programs Association would help to fill in the gaps on the state map. Declaration of programs like ACE as state projects of regional significance for funding purposes would also help to replicate efforts that work and save taxpayers money. We as a society can pay a small amount now in intervention costs, or pay much more later.

### COMPARING COSTS

Youth intervention programs are a cost-effective way to prevent future crimes and to slow the growth in prison populations.

**Cost of youth intervention programs:** 52 cents a day per child.

**Cost of ACE program:** \$25

a day per child.

**Cost of incarceration:** \$45 a day per state inmate.

**Cost of sex offender incarceration and treatment:** \$286 a day per offender.

Source: Minnesota Youth Intervention Programs Association





Glen Stubbe/Star Tribune

Businessman Mike Tikkanen, left, said he has gained great gifts from his work with kids as a guardian ad litem in Hennepin County. He works closely with Juvenile Court Judge Herb Lefler, right.

# Investing in kids is better than investing in prisons

Businessman Mike Tikkanen takes comfort this holiday season knowing that a teenager named "Alex" is finally turning the corner after eight years of parental neglect (and beatings) and a succession of social workers and foster homes.

The boy has become less defensive and less prone to angry outbursts.

The last time Tikkanen visited him at his foster home, Alex gave him a hug, shook his hand and assured him that he was doing well.

"For the first time in seven years I was optimistic about his chances for having



On Business

Neal  
St. Anthony  
COLUMNIST

a normal happy life, or even staying out of the juvenile justice system," Tikkanen said. "He has had explosive behavior, trouble in school and some mental health issues. But he's gotten some help, and he seems to be managing better."

"I have tried to help him discover that he is a smart and capable young man. The only thing that keeps him from leading a happy life are the lessons he needs to unlearn from his past."

**ST. ANTHONY continues on D2:**  
— Tikkanen is writing a book about the bad outcomes for neglected kids.

## ST. ANTHONY from D1

### Unlike the elderly, poor kids don't have strong lobbyists

Alex, not his real name, was born to a drug-addicted, incompetent mother and placed by a judge in a foster home, only to be released to a once-imprisoned father from another state who sexually abused and beat him. The boy's injuries were discovered by a suspicious nurse in a suburban Minneapolis school when Alex was 7.

The father was prosecuted and jailed. A judge put Alex into the custody of the state.

That's where Alex met Tikkanen, one of about 250 volunteer guardians ad litem in Hennepin County Juvenile Court. They serve as court-appointed advocates for abused

and troubled kids.

Tikkanen at times has dealt with several cases and up to eight kids at once, as the ranks of volunteer guardians stretched to meet cases involving hundreds of kids.

"Mike works very, very hard on behalf of the kids on his caseload," said Hennepin County Juvenile Court Judge Herb Lefler, an eight-year veteran of juvenile court. "He cares very deeply."

Tikkanen, 53, also is the CEO and sole employee of the Minnetonka-based Packard Group, a business brokerage that once yielded Tikkanen about \$100,000 in annual in-

come. Tikkanen, who is married but has no children, was struck by his new avocation eight years ago when he heard a guardian speak to his Toastmasters group. Tikkanen stays in touch with some kids even after they've left court supervision. And he's writing a well-researched book about neglected kids and the horrible outcomes.

Suffice to say, his business income is way down.

"I thought I was a smart guy and knew some things," said Tikkanen, who grew up in northeast Minneapolis and studied business in college. "This experience has made me more fully human. That's the gift of these kids to me."

Tikkanen's yet-to-be-published book contains an interesting investment thesis: We as a society have chosen to invest a lot more heavily in a prison system in which 90 percent of the "customers" were caught up in juvenile court and failed in school, than in ensuring that every kid in need gets the support and tools to be ready and successful in school.

The slammer and related services can end up costing taxpayers \$50,000 a year per inmate.

It's a lot cheaper to nurture and educate kids when they're young.

Tikkanen notes that the elderly and their advocates were very effective as lobbyists for expanded Social Security, Medicare and other programs. Kids, particularly poor ones, have no lobby. And kids don't vote.

Meanwhile, the federal and state governments have cut back for budget reasons on day care subsidies and family social service programs targeted at needy families.

Lefler says the cops and child protection workers bring only

the worst cases to his courtroom, where he often encounters clueless parents who lack the acumen even to comfort a screaming toddler. And there are well-intentioned parents who can't care for their kids because of alcoholism or other addictions.

From his position behind the bench, Lefler sees a country that, compared with other industrialized nations, underinvests in children, only to pay a much higher price after those underachievers drop out of school.

"We need to set our policy agenda more with an eye on kids," Lefler said. "We need more Mike Tikkanens. We need more Head Start. We need more business partners [in lieu of government funding] to underwrite preschool programs."

"In Europe, they try to solve the problem at the front end with kids," Lefler said. "We tend to do

it through prison and social services later, which is expensive and not very efficient, since 60 percent of prisoners reoffend."

Tikkanen, a tireless volunteer, will show up at any Rotary, chamber of commerce or suburban church meeting with his compelling presentation.

He calls on the blessed among us to vote for kids by becoming citizen lobbyists, or by joining him as a guardian or supporter of foster families (<http://www.friendsofchildren.com>).

Or we can just help a struggling school kid as a volunteer reader, serve as a Big Brother or Big Sister, connect with a Salvation Army family-support program, write a check to a youth charity or help any way we can.

Neal St. Anthony can be reached at 612-673-7144 or [nstanthony@startribune.com](mailto:nstanthony@startribune.com).


12/9/04

# VIEW

ST. PAUL PIONEER PRESS WWW.TWINCITIES.COM

## LETTERS TO THE EDITOR

### SPOTLIGHT LETTER



PHOTOS.COM

### Helping at-risk youth would curb prison problem

Changes to sentencing guidelines, more prisoners, double-bunking, prison expansion! When are we going to see the real and much-less-expensive solution to our crime problem?

Study after study has shown that community-based early intervention youth programs provide successful, cost-effective services to at-risk youth precisely when they are at the crossroads of choosing the right path or a life of crime.

According to Vanderbilt University economist Mark Cohen, the calculated cost to American taxpayers when a single young person quits school, embraces a life of crime and drug use (a common scenario), is almost \$2 million in criminal justice costs, victim costs, drug-abuse-related costs and lost wages. Youth intervention programs cost a fraction of incarceration and studies show 90 percent of youth referred to early intervention services do not have further involvement with the law.

Minnesota could save millions of dollars each year if our communities and state committed the resources necessary to help youth when they are first showing signs of trouble.

It is time we take both a short- and long-term view of this problem by putting more financial resources into services that address early intervention efforts.

J. SCOTT BEATY  
Mendota Heights

## Tunir

You own the airwaves. Are you tuned into the major changes pending before the Federal Communications Commission about how they can be used?

TV and radio broadcasters use the public airwaves, and we properly allow them from that. Sometimes, it seems the FCC forgets it to ensure they are used in the public interest, the public interest have a right to know they will get in return for their airwaves.

Last June, the FCC loosened the rules on media ownership, which have allowed giant media companies to get even bigger. Changes would have meant a single owner could have controlled more local and national media outlets. As a result, the FCC would have let fewer companies exert more control over what you see, hear and read.

Thankfully, this summer a court set back the FCC by delivering the most important decision in the history of the media democracy movement. It told the FCC to reconsider its decision because of a lack of analysis behind the ruling, which was shoddy. The ruling suggests the FCC hadn't acted in the

## North shortc

In a recent editorial ("Can NWA, mechanics avoid turbulence?" Dec. 7) the

Posted on Sat, Mar. 19, 2005

## More teen offenders in court

### County cuts hit diversion programs

BY MARY BAUER  
Pioneer Press

When Ramsey County eliminated funding in 2003 for an effort aimed at keeping kids out of the court system, the county attorney's office did not stop referring them to the program.

For a while, the four agencies once under contract struggled to carry the load. But over time, one of the centers stopped taking cases from the county attorney's office and the other three began limiting referrals to youth in cities that fund their programs.

That means some youth who would otherwise qualify for the diversion program can't get in. They are missing out on a program that allows young first-time offenders accused of minor offenses to avoid prosecution if they complete such requirements as counseling, community service and restitution.

"With those prevention services being reduced, the fabric that keeps kids out of the correction system is just disappearing," said Frank Hosch, director of the juvenile division in the Ramsey County Community Corrections department.

No figures are yet available for 2004, Hosch said, but the fear is that more youth ended up in court.

The strain on youth diversion programs is the latest fallout of state funding cuts to cities and counties. In 2003, Ramsey County responded to funding reductions by cutting and eliminating a number of corrections contracts, including the \$300,000 it provided for youth diversion services.

The four affected agencies — one each in White Bear Lake and Shoreview and two in St. Paul — have all been forced to restrict services.

St. Paul Youth Services lost \$150,000 from the county, but the city of St. Paul continues to fund \$85,000 for youth diversion, which keeps the agency's program alive — barely.

"We have one person working with 400 kids a year," said Nancy LeTourneau, executive director.

Private fund-raising has helped, she said, but if St. Paul cuts its share, the program dies, she said.

Diversion programs have been a staple of juvenile corrections systems since the 1970s, when cities sought ways to more effectively deal with young offenders and keep them out of the court system.

"The fact is, we are actually going to make a much bigger deal out of their offense than the courts would have," said Julie Williams, director of White Bear Lake Area Community Counseling Center.

Diversion programs typically include some counseling with a parent, behavior modification classes, restitution and community service. Williams said at her center, only about 10 percent of diversion clients re-offend.

From a practical standpoint, diversion keeps courts from being clogged with petty offenses, such as shoplifting or vandalism, said Kate Richtman, Ramsey County's managing attorney for juvenile prosecution.

Figures from the four agencies in Ramsey County indicate they served between 1,400 and 1,500 youths in their diversion programs in 2004. In addition, several hundred youths completed less formal diversion directly through county juvenile corrections, Hosch said. Together, the programs kept more than 2,000 juvenile cases out of Ramsey County courts.

Funding for the bulk of diversion programs comes now from cities, and agency officials say they're forced to direct

services to the funding sources. Six cities finance the White Bear Lake diversion program, and nine cities fund the program at Northwest Youth and Family Services in Shoreview.

Both take referrals from the county attorney's office, with restrictions. White Bear Lake takes youth who committed the offense in one of its funding cities or who live there. Northwest diversion clients must live in one of its cities.

The Children's Home Society and Family Services in St. Paul stopped taking diversion referrals from the county attorney's office last year, even if the youth live in the two cities that fund their program, North St. Paul and Maplewood. It takes direct referrals from police in those cities.

The program had accepted about 30 kids from the county attorney's office by the middle of 2004, when it stopped those referrals, said program director Lory Perryman.

Such restrictions have created holes in the system. Some youth detained by the county sheriff's department are out of luck, as are some youths who are arrested in one city but live in another.

Diversion agencies say they have little choice. They've already trimmed services and staff or added fees. The Shoreview agency charges \$50 for diversion cases and trimmed the amount of time counselors spend with each client, said executive director Kay Andrews.

St. Paul Youth Services has had to end its initial family counseling meeting for teens over age 14, directing older kids directly into classes and groups.

But such sessions are often key to the root problem, LeTourneau said. She remembers a 16-year-old arrested for theft who had dropped out of school. Counselors discovered his mother had lost her job and that he was stealing to boost the family's income.

Staff got him back in school, LeTourneau said, and based on his interests assigned him to community work at a nursing home, where he later got a job. That teen wouldn't get that kind of help today, she said.

"We have cut back on what we offer drastically," she said, "but we're still squeaking by on what we offer those kids."

Counseling officials said the loss of county money wouldn't have been so devastating if it weren't part of a host of cuts from local, state and federal sources. That spells more kids in trouble of some kind, Andrews said

"There are going to be a lot of kids in our communities who will be hurting, and that will be reflected in their behavior," she said. "And it's not their fault."

---

*Mary Bauer can be reached at [mbauer@pioneerpress.com](mailto:mbauer@pioneerpress.com).*

# Give a young person a chance

When I first met my roommate at American University in Washington, D.C., in the fall of 1977, I knew we'd hit it off. Tom was a great guy, who, as my roommate, obviously was a big part in my years at AU. But it was his father who had a lasting impact on me. The Honorable Fred B. Ugast, now retired, was chief judge of the Superior Court of Washington, D.C. One of the advantages of attending AU is the opportunity to participate in the activities of our nation's capital. Judge Ugast played a significant role in my experience and understanding of the world inside the Beltway. In the process, he taught me the importance of unwavering integrity and using a team approach to tackle problems. The uncommon wisdom he gained from the bench and shared with me has guided my own philosophy on business values.

As chair of the Minnesota Business Partnership's youth mentoring initiative, I want to take this opportunity to highlight the vital role that mentors played in the lives of a few business leaders and encourage Minnesota's business community to actively support youth mentoring.

For many of us, our parents served as mentors and role models. Janet Dolan, president and CEO of Tennant Co. and chair of the Business Partnership, says her father was her greatest mentor: "He encouraged me to aim high and live every day to the fullest. He was a great reader, a deep thinker and the wisest



## Guest Opinion

James Andersen

person I ever knew." Unfortunately, too many young people don't have that kind of relationship with their parents. In the Twin Cities alone, 180,000 kids are growing up in single-parent households. Such was the case for Al Annexstad, chairman, president and CEO of Federated Insurance Cos. "I remember well what it was like to grow up without a father. While I will cherish the memories of my loving mother, I will likewise never forget the caring guidance of coach Gus Young and his lovely wife Evelyn, who took me under their wings as a child. Their kindness and love has left a lasting imprint upon me, and to this day guides me as I try to make a difference in the lives of Minnesota's kids."

Most of the time, mentoring isn't a formal relationship between an adult and a child. Often, it's an extension of an existing relationship. John Stanoch, Minnesota president of Qwest Communications, said Ruben Haugen, his clarinet teacher, "went above and beyond our formal lesson time to expand my knowledge and appreciation of the arts and engage in discussions regarding politics, current events and sports. He took an interest in me as an individual, encouraged me to look at learning as a lifelong process and gave me confi-

dence in my ability to succeed."

In Minnesota, there are an estimated 450,000 "at risk" young people between the ages of 5 and 18. These are kids from all income levels in every community across the state who are "at risk" of making some bad choices because they don't have an adult to turn to. That might mean drug or alcohol abuse, falling behind in school, dropping out, and struggling to make ends meet for the rest of their lives.

Mentors don't have to be superstars. They don't need all the answers or have to impart the wisdom of the ages. Mentors are adults who take an interest in young people. Spend time with them. Encourage them. It doesn't take much time. But it does make a difference. Research shows young people with mentors are more likely to stay in school and stay out of trouble. They're more likely to be optimistic about the future and become good employees, parents and neighbors.

Mentoring takes many different forms, from traditional one-to-one relationships to e-mentoring. To learn more about how you or your company can get involved in mentoring, visit [www.mentoringworks.org](http://www.mentoringworks.org). Give it — and a young person — a chance.

**James N. Andersen** is president and CEO of IWCO Direct, a Chanhassen provider of integrated direct mail services, and chair of the Minnesota Business Partnership's MBP Connections initiative, a collaboration with the Mentoring Partnership of Minnesota to promote youth mentoring among Minnesota's business leaders. He can be reached at (952) 470-6405.

Columns by editors, staff writers and syndicated columnists, letters to the editor and editorial cartoons do not necessarily represent the opinion of *The Business Journal*. The opinions expressed are those of the individual writer or artist.





**CITY OF SAINT PAUL**  
*Randy Kelly, Mayor*

*367 Grove Street Telephone: 651-291-1111*  
*Saint Paul, Minnesota 55101 Facsimile: 651-266-5711*

March 14, 2005

J. Scott Beatty  
Youth Intervention Programs Association  
800 Havenview Court  
Mendota Heights, Minnesota 55120

Dear Scott:

I am writing today in support of the Youth Intervention Programs in the State of Minnesota. Youth intervention is one of our most powerful crime prevention tools. When someone helps a child who has begun to act inappropriately to change their ways and remain law abiding, an entire lifetime of criminal activity has been avoided. Just think of how many potential victims remain safe because of this type of intervention.


I can tell you from my police experience that when one or two teenagers commit some property crimes in a neighborhood, it affects not only those victimized but those who hear about the crimes and feel vulnerable. Every time a youth intervention program intervenes in this process, we have less victims and the residents of our neighborhoods feel safer.

Helping our children become productive members of our society is the right public policy for Minnesota. In fact, it is a much less expensive approach than the costs of housing them in correctional facilities as adults. The Youth Intervention Programs are an essential part of this important public policy.

Why do I support youth intervention programs? Simply put; they are most cost effective, they contribute to reducing crime rates and victimization in my city and across the State of Minnesota and perhaps, most importantly, it is the right thing to do for our children and families.

I hope you are successful in continuing and expanding these important services.

Sincerely,



John M. Harrington  
CHIEF OF POLICE

JMH:cy

OFFICE OF DAKOTA COUNTY ATTORNEY  
JAMES C. BACKSTROM  
COUNTY ATTORNEY



Dakota County Judicial Center  
1560 Highway 55  
Hastings, Minnesota 55033-2392  
Phillip D. Prokopowicz, Chief Deputy  
Karen A. Schaffer, First Assistant  
Monica Jensen, Community Relations Director

Telephone  
(651) 438-4438  
FAX: (651) 438-4479 (Civil Division)  
FAX: (651) 438-4500 (Criminal Division)  
FAX: (651) 438-4499 (Juvenile/Admin Division)  
E-mail: attorney@co.dakota.mn.us

March 22, 2005

To: Members of the Senate Committee

I write to urge increased funding for the Youth Intervention Program (YIP). I have long believed that the single most important thing we can do to reduce violence and crime in our communities is to invest time, resources and energy in our nation's children. By reaching out to at-risk children, many of whom have already committed crimes, the YIP is doing just that. YIP provides services to thousands of at-risk youth every year through a variety of programs such as Big Brothers/Big Sisters, Youth Service Bureaus, diversion and other youth intervention projects. These programs clearly make a difference. Not only are youth held accountable for their actions, they learn new skills, develop positive relationships with mentoring adults, and develop respect for our laws and for each other. Since receiving initial funding, YIP has had a significant impact, and even with cuts to YIP funding during 2004, the program still managed to work with 20,400 youth with a recidivism rate of only 11%. This means their success rate in rehabilitating troubled youth is 89%, which signifies, in my opinion, a high degree of success.

YIP needs your continued funding and support. With proven success as noted above, such support is clearly warranted. It is also important to keep in mind that the YIP requires the grantees who they contract with to provide these important services to at risk youth to obtain \$2 in community funding for every \$1 they receive from the state, so the state's investment provides incentive for private investors as well. YIP's funding is currently given out to 52 grantees and not only would the funding increases sought help the current grantees to recover the funding lost (27%) during the difficult budget decreases you faced in the last biennium, it would also allow for the expansion of the program into additional communities that currently don't have a Youth Intervention Program. As a professional working in the field of criminal justice for over 18 years, I can tell you that youth intervention programs make a significant difference in the safety and well-being of our state. Expenditures in this area are investments in our future and need to make a priority.

Prevention of juvenile crime has long been a priority for me as the Dakota County Attorney. I also am a strong believer in effective and appropriate early intervention efforts outside of the criminal process when youth become involved in committing low level and non-violent criminal offenses. I have developed many such programs in this community and I strongly support the efforts of others in this area, such as the initiatives of the Youth Intervention Programs Association. We need more public/private partnerships like the YIP, and I strongly encourage you to make funding for the YIP a priority. Thank you for your consideration.

Very truly yours,

James C. Backstrom  
Dakota County Attorney

Criminal Division  
Scott A. Hersey, Head

Victim/Witness Coordinator  
Patricia Ronken

Juvenile and Protective Services Division  
Donald E. Bruce, Head

Office Manager  
Norma J. Zabel

Civil Division  
Jay R. Stassen, Head

Child Support Enforcement Division  
Sandra M. Torgerson, Head



Senators Langseth; Marty; Stumpf; Johnson, D.E. and Pariseau introduced--  
S.F. No. 1241: Referred to the Committee on Finance.

1                                   A bill for an act.

2           relating to appropriations; appropriating money for a

3           high-resolution digital elevation and flood plain

4           management mapping pilot project.

5 BE IT ENACTED BY THE LEGISLATURE OF THE STATE OF MINNESOTA:

6           Section 1. [DIGITAL ELEVATION AND FLOOD PLAIN MAPPING.]

7           \$..... is appropriated in fiscal year 2006 from the

8 general fund to the commissioner of natural resources to develop

9 and implement a high-resolution digital elevation and flood

10 plain management mapping pilot project for Anoka, Benton,

11 Carver, Chisago, Clay, Crow Wing, Hennepin, Isanti, Kittson,

12 Marshall, Mille Lacs, Morrison, Norman, Polk, Rice, Sherburne,

13 Stearns, Traverse, Wilkin, and Wright Counties.

# FEMA's Map Modernization Program

## Budgeted for Minnesota

March 16, 2005




FY 2003	\$0.500 million	spent
FY 2004	\$1.696 million	spent
FY 2005	\$2.965 million	allocated
	Subtotal \$5.161 million	
FY 2006	\$3.394 million	projected
FY 2007	\$3.420 million	projected
FY 2008	\$3.490 million	projected
Grand total	\$15.465 million	spent and projected

Obi Sium  
DNR Waters  
651-296-0444



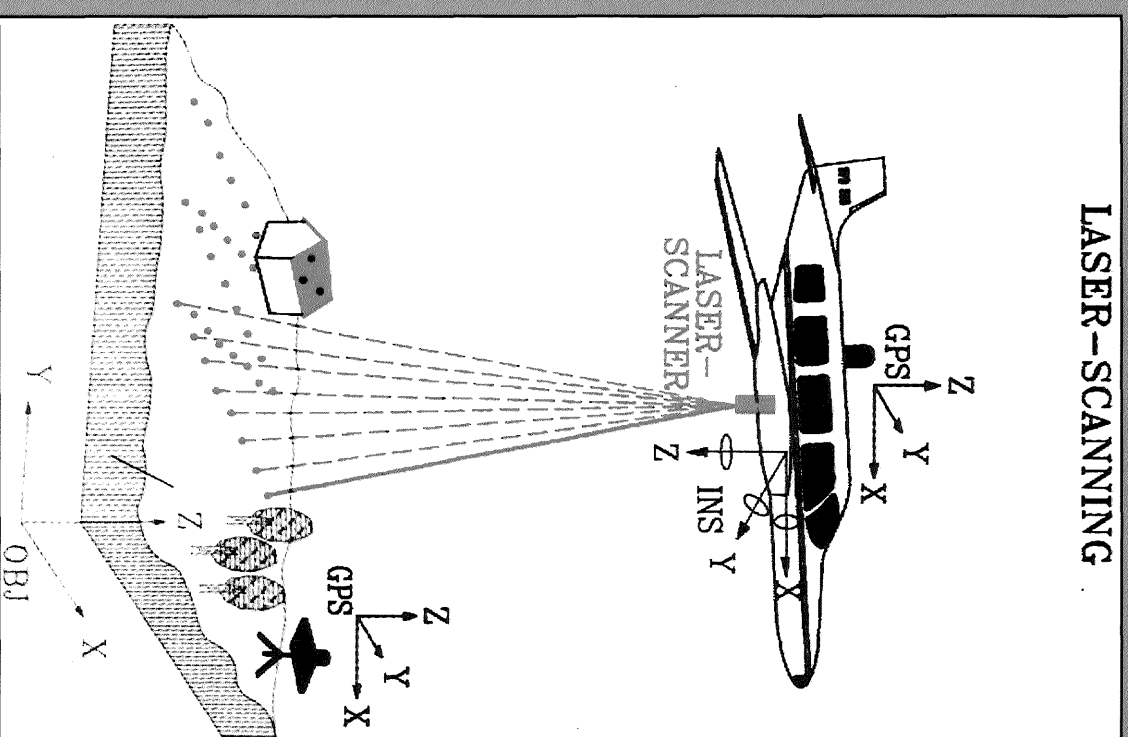
# What is DEM?

- Digital Elevation Model
- Geographic Information System Model that gives elevations on a grid



# LIDAR Technology DEM

- Light Detection And Ranging (LIDAR)
- Uses lasers to emit light pulses that strike the ground & reflect back to airborne sensor
- Precise altitude & position of aircraft known
- Elevation of surface points determined based on time for pulse to return to sensor



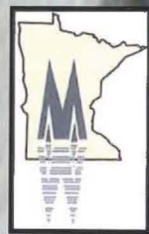




3 0307 00012 7707

020485

# A White Paper on Developing a High-Resolution Digital Elevation Model (DEM) and Floodplain Mapping Program



## MN DNR Waters and Partners

GB  
1399.4  
.M6  
W45  
2002

Roseau, MN  
June, 2002

# A White Paper on Developing a High-Resolution Digital Elevation Model (DEM) and Floodplain Mapping Program

by  
DNR Waters and Partners

RECEIVED

JAN 29 2003

MINNESOTA REFERENCE LIBRARY  
STATE OFFICE BUILDING  
ST. PAUL, MN 55155

## Partners:

Association of Minnesota Counties (AMC)  
League of Minnesota Cities (LMC)  
Minnesota Association of Townships (MAOT)  
Minnesota Association of County Surveyors (MACS)  
Minnesota Association of County Engineers (MACE)  
Minnesota Society of Professional Surveyors (MSPS)  
Minnesota Association of County Planning and Zoning Administrators  
Minnesota Society of Professional Engineers (MSPE)  
Minnesota Chapter of the American Public Works Association (APWA)  
Minnesota Chapter of Geographic and Information Technology Association  
Minnesota Association of Bankers  
Minnesota Chapter of American Planning Association  
Minnesota Department of Natural Resources (DNR)  
Minnesota Department of Transportation (MnDOT)  
Minnesota State Planning Agency  
Minnesota Board of Water and Soil Resources (BWSR)  
Minnesota Association of Watershed Districts (MAWD)  
Minnesota Association of Soil and Water Conservation Districts  
University of Minnesota  
Federal Emergency Management Agency (FEMA)  
US Army Corps of Engineers (USCOE)  
US Geological Survey (USGS)  
U.S.D.A. Natural Resources Conservation Service (NRCS)  
Builders Association of Minnesota

*Co-Chairs: Ogbazghi "Obi" Sium (DNR) and Dave Gorg (MnDOT-retired)*



# A White Paper on Developing a High-Resolution Digital Elevation Model (DEM) and Floodplain Mapping Program

## SUMMARY STATEMENT

This white paper outlines the need to develop a statewide high-resolution digital elevation model (DEM) and floodplain mapping program. It briefly describes the background, statement of need, benefits of developing a DEM, and action plan for developing a DEM and floodplain mapping program. A description of the current cost estimate is attached as an addendum.

I.	Background.....	1
II.	Statement of Need.....	3
III.	Benefits of Developing DEM.....	4
IV.	Action Plan for Developing DEM and Floodplain Mapping.....	5
V.	Cost Estimate.....	6
VI.	Appendix.....	8-10
VII.	Draft Resolution.....	11

## BACKGROUND

Society is moving into a new era of using technology to manage infrastructure using accurate land information displayed in three dimensions: x and y horizontal coordinates and z, elevation. The public can understand data much easier if presented to them in three dimensions, using today's technology.

Improvements in gathering and displaying elevation data make it economically feasible to gather large amounts of data in a short period of time and have it readily available for distribution to multiple users. A critical use is to create current and accurate floodplain maps.

The National Flood Insurance Program (NFIP) was created by an act of Congress in 1968. It is administered by the Federal Emergency

Management Agency (FEMA), and floodplain maps were developed as part of the program. In 1969, the Governor designated the Department of Natural Resources (DNR) to be the State NFIP Coordinator. At the same time, the Legislature designated the DNR to administer the Minnesota Floodplain Management Act of 1969.

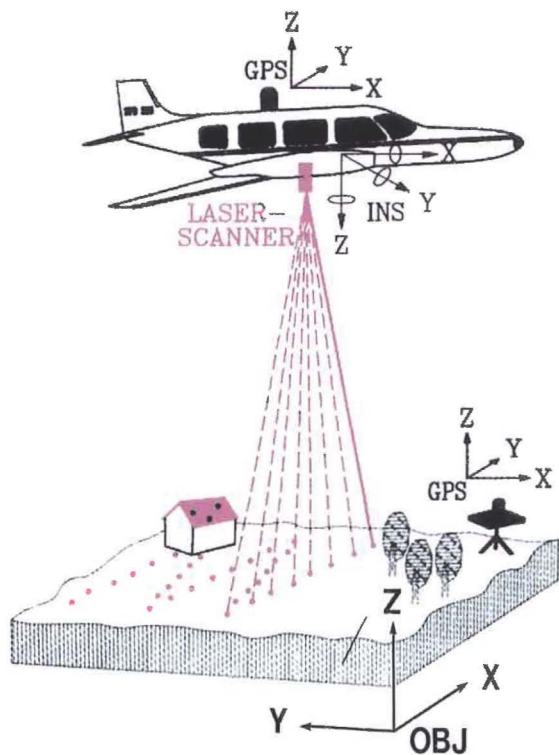
Minnesota's floodplain maps are outdated; 50 percent of the flood maps are more than 20 years old. Furthermore, the maps were delineated using topographic base maps with contour intervals of 10 feet, except in the flat Red River of the North basin, where the contour intervals were five feet. The status of the flood maps and the lack of high-resolution elevation data pose great difficulties on a daily basis for

counties and cities that are charged with implementing floodplain regulations (Minnesota Statutes 103F.101 – 103F.165) and NFIP regulations (44 CFR Parts 59-78). Inaccuracies in floodplain maps also create additional unnecessary costs during financing and refinancing of home purchases.

Recently, LIDAR (Light Detection and Ranging - see side bar) technology has made it feasible to address the chronic lack of high-resolution elevation data and the need to identify and map flood hazard areas. DNR Waters initiated the formation of a group representing state agencies, county and city governments, interest groups and federal agencies who would use high-resolution elevation data. Potential uses include general planning, constructing and managing municipal and private infrastructure, precision agriculture and natural resources management. The group met to share information and to help prepare for a workshop that was held with stakeholders on May 2, 2002 at the Science Museum of Minnesota.

At the workshop, John Dorman, Program Director, North Carolina Floodplain Mapping Program, described how his state is successfully developing high-resolution elevation data and mapping flood hazard areas. Mike Buckley, Director, FEMA Hazards Mapping Division, shared information about FEMA's flood map modernization program and stated that, after many years of waiting, FEMA is finally poised to receive \$300 million per year in each of the next three federal fiscal years for national flood map modernization. A panel representing local governments, interest groups, and state/federal agencies stated their need and support for the development of high-resolution elevation data. The over 100 attendees were very enthused about the whole idea.

## LIDAR TECHNOLOGY



LIDAR uses lasers to emit light pulses that strike the ground and reflect back to the airborne sensor. With the precise altitude and position of the aircraft known, the elevation of surface points can be determined based on the time required for the pulse to return to the sensor.



## STATEMENT of NEED

The overwhelming majority of the attendees at the May 2nd workshop strongly expressed the need to develop a high resolution DEM and floodplain mapping program. The State of Minnesota, like the State of North Carolina, needs to expeditiously initiate a program of developing a high-resolution DEM and floodplain mapping program in order to correctly identify and map flood hazard areas and enable local governments and state and federal agencies to efficiently and effectively manage land and water resources as well as infrastructure.

In 1993 and 1997, flooding caused \$1.7 billion and \$1.5 billion in damages, respectively, to homes, farmlands, commercial and industrial structures and to transportation and drainage infrastructure. Focusing on 1997, a total of \$830 million, about half of the total estimated damage, was spent thereafter by state, federal and private agencies towards recovery. The City of East Grand Forks has spent \$75 million to acquire and demolish or relocate homes and commercial buildings out of the floodplain and to rehabilitate or build new homes and businesses. An additional \$135 million will be spent in the next 2-3 years to provide the city with a system of permanent flood protection levees.



Furthermore, counties, cities, townships, private firms, the DNR, and the Minnesota Department of Transportation (MnDOT) spend millions of dollars every year to collect high-resolution elevation data in order to plan and implement programs mandated by state and federal agencies. Most data collection is done by traditional methods which is extremely expensive and comparatively slow.

The current estimated cost of developing a DEM and floodplain mapping program in Minnesota is about \$80 million. Two thirds (\$53 million) of the cost is for the DEM development and one third (\$27 million) is for floodplain mapping. FEMA will contribute as part of their floodplain map modernization program as discussed below.

Minnesota's floodplain management program will potentially obtain a total of \$15-20 million in cost share in the 2003, 2004, and 2005 federal fiscal years, without a DEM. If the 2003 Minnesota Legislature authorizes a high-resolution DEM and floodplain mapping program, there is a window of opportunity for FEMA's contribution to potentially be \$25-30 million, based on North Carolina's experience of FEMA contributing 34 percent. In addition, the DEM will reduce the costs by 35% for developing hydrologic and hydraulic analysis.

## BENEFITS of DEVELOPING a DEM and FLOODPLAIN MAPPING PROGRAM

The availability of a statewide high-resolution DEM will herald a sweeping change in how we do business in Minnesota. The State of North Carolina conducted a study of the benefit/cost ratio for its program of developing a DEM and floodplain mapping program. The result was an astounding ratio of 3.5:1. In other words, for every \$1 that the State of North Carolina spent on this program, the rate of return was \$3.50. If the State of Minnesota implements this program, the savings would be tremendous, benefitting state and local governments and private firms. Some of the activities that would benefit from a high-resolution DEM are as follows. Additional information is provided in the appendix on pages 9-11.

**Accurate Floodplain Maps.** Accurate mapping of flood hazard areas would improve the planning and siting of flood protection measures and administration of the NFIP and the state Floodplain Management Act. In addition, homeowners would not be required to buy costly flood insurance if they are not in a floodplain. High-resolution DEMs will reduce a homeowner's expense in providing more accurate survey data required in the letter of map revision (LOMR) and letter of map amendment (LOMA) applications. In new flood insurance studies (FISs), the updated flood insurance rate maps (FIRMs) will benefit from more accurate mapping and will reduce costs in administering revisions or amendments to the effective floodplain mapping.

**Transportation Infrastructure.** Planning, design, construction and maintenance of transportation infrastructure benefits greatly by the availability of accurate and comprehensive high-resolution terrain data. This data would lead to increased efficiency and quality in hydrologic and hydraulic analysis and design work important for dealing with water flowing off or under roadways. DEM data would support transportation project streamlining because preliminary drainage design could begin without waiting for drainage area mapping to be completed. The DEM data will also support better communication about drainage issues, both within Mn/DOT, other government units and the public, because of the ability to create clearly understood graphics.

**Land Use Management.** Availability and use of a DEM would expedite planning and development of land use for precision agriculture, drainage systems, land subdivision, utilities, commercial and industrial districts, etc., and improve the quality of soils mapping. Washington County, for example, uses DEMs to help make a wide variety of land-use decisions - see page 11.





## ACTION PLAN for DEVELOPING a DEM and FLOODPLAIN MAPPING PROGRAM

### Surface and Groundwater Models.

Availability of a DEM would make it possible to build and run mathematical models representing rivers, lakes, and groundwater flow systems on a regional basis. Regional models are essential tools in timely response and coordination between government agencies and the communities in the state.

**Natural Resources Management.** Minnesota's quality of life and sustainability of its water and land resources (forestry, fish and wildlife, minerals, etc.) depend on wise management of these resources. One of the data inputs in planning and implementing sound management ideas is high-resolution elevation data. A DEM would significantly enhance the ability to manage natural resources efficiently and effectively.

**Conflict Reduction.** Availability and use of a DEM would significantly reduce conflicts that occur between regulators and developers, and between competing interest groups. A DEM would help to provide more credible and defensible decisions.



To implement and develop a DEM and floodplain mapping initiative, the following actions need to be taken:

1. DNR Waters, as the state NFIP coordinator and administrator of the Floodplain Management Act, would continue to take the lead in the process of initiating and implementing the effort.

2. DNR Waters would coordinate with, and seek input from, the Governor's Council on Geographic Information and its working committees, other state agencies, local governments, interest groups, and federal agencies by creating a forum for information sharing. The forum would act as an advisory group to DNR Waters.

3. DNR Waters would encourage the advisory group to inform policy makers about the urgent need and present window of opportunity to create and implement the program.

4. Funding is needed from the Minnesota Legislature and other sources to create and maintain the program.

5. DNR Waters would work with FEMA through a partnership, called Cooperating Technical Partners (CTP), to leverage FEMA's floodplain mapping modernization funds, lowering costs to no more than a 66%/34%, state/federal share.

6. The DEM database would be maintained by a state agency and would be available at no cost.

7. DNR Waters would provide digital flood maps and the associated hydrologic/hydraulic models and data at no cost.

8. Existing high-resolution digital elevation data would be inventoried and assimilated if the data meets minimum FEMA standards.

## COST ESTIMATE

To arrive at a detailed cost estimate, appropriate data for streams/ivers were collected and some broad assumptions were made. It is assumed that the project would be completed over a period of six years.

To determine the DEM cost, a state map with the major watersheds, labeled by priority, was prepared (see page 7). The area of each major drainage basin was tabulated and the DEM cost was calculated. The task would also include building digital terrain models (DTM) from the DEM, which would require 120 ground elevation control points per county. The cost to develop a DEM and DTM would be \$41 million.

Information and technology (IT) needs, along with staffing, are projected to cost \$5 million and \$7 million respectively.

The floodplain mapping cost assumed the cost to complete hydrologic studies (determination of flow frequencies) of sub-watersheds for major tributaries, and the cost for hydraulic analyses. These costs were determined county-by-county from FEMA flood insurance studies and from USGS quadrangle maps. The total cost to conduct hydrologic and hydraulic studies and to produce digital flood insurance rate maps (DFIRMs) is approximately \$27 million.

### Funding Scenario (millions of dollars):

Minnesota Fiscal year	2004	2005	2006	2007	2008
Minnesota Legislature (Appropriation to DNR)	\$13		\$14		\$23
FEMA	\$10	\$7	\$10		
MnDOT (Ground elevation quality control*)	\$0.5	\$0.5	\$0.5	\$0.5	\$1
<b>Total by year</b>	<b>\$23.5</b>	<b>\$7.5</b>	<b>\$24.5</b>	<b>\$0.5</b>	<b>\$24</b>

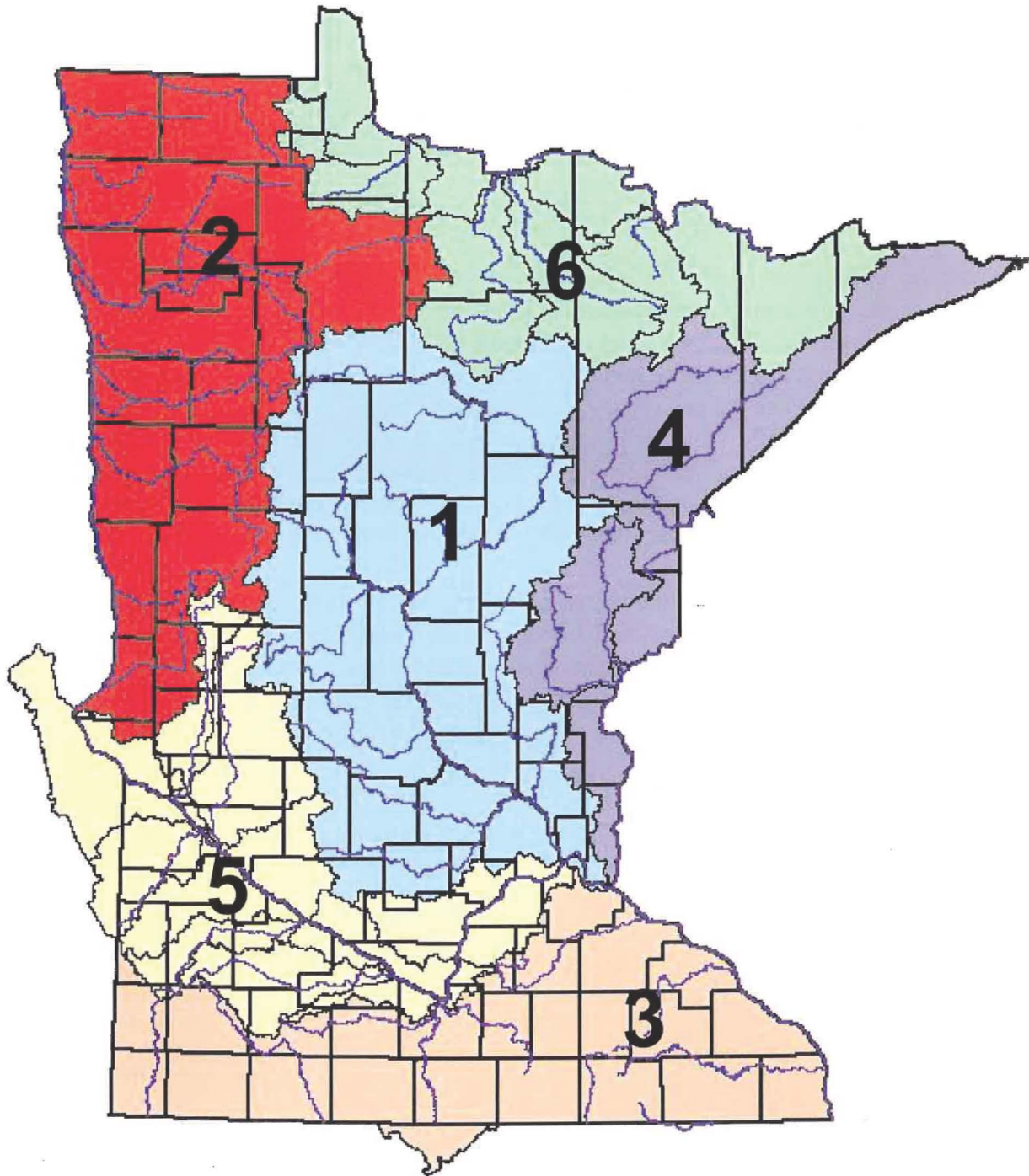
**Total.....\$80 million**

\* in-kind services

The benefits would be significant for investing in a statewide high-resolution DEM and floodplain mapping program. We have good quantitative data, based on work in North Carolina, indicating a benefit-cost ratio of 3.5:1 on flooding alone. Details of flood experiences in Minnesota illustrate how these benefits could be realized at home.



# DEM and Floodplain Mapping Project Phasing Priorities



## APPENDIX

### BENEFITS of DEM and FLOODPLAIN MAPS

A statewide high-resolution digital elevation model (DEM) would provide critical information to create current and accurate floodplain maps that would benefit Minnesota, but would also benefit other activities of government and the private sector. This appendix is intended to document the extent of those two benefits.<sup>1</sup>

The State of North Carolina has suffered from flooding, mostly due to hurricanes, and conducted an intensive benefit/cost study to estimate the value of having good floodplain maps. They concluded that “for every dollar spent on mapping, the payback is \$3.50.”<sup>2</sup> Part of the reason for this high ratio of benefit to cost is the relatively low cost of new LIDAR technology. Compared to traditional methods of collecting elevation data, LIDAR is 30-50 percent cheaper.

North Carolina experiences annual flood damages of \$56 million. Minnesota averaged a whopping \$90 million annually in expenses reimbursed by state and federal agencies in the 1990's. Flooding in Minnesota during 1997 alone caused an estimated \$1.5 billion in damages. The damages would have been worse were it not for the permanent flood control structures in place, the measures taken in advance of the floods and the emergency measures taken during the floods. Significant flood damages were inflicted on the Cities of East Grand Forks, Ada and Breckenridge, but over 40 communities were spared by preventive actions. Better floodplain maps would have reduced that damage even further by helping communities manage their floodplains before the floods and by directing mitigation efforts during the events.

Local governments currently are trying to make decisions about flood events, decisions that could be much easier with current and accurate floodplain maps. These decisions could save lives and money, but officials are flying blind. For example, the City of East Grand Forks gets roughly 300 building permit applications per year and is struggling with old floodplain maps and less than optimal elevation data as it tries to make decisions about whether or not to approve them. Meanwhile, the city gets over 500 calls a year from banks and others about whether buildings are in or out of the floodplain. In the Roseau County, which recently suffered flood damage to some 1500 homes, local officials are trying to reduce future damage by planning projects that include levees, bypass channels, and upstream divisions - projects that can be planned well only with better floodplain and DEM data.

---

<sup>1</sup> A number of people provided key information reported in this appendix. They include:

Ann Banitt, Hydraulic Engineer, US Army Corps of Engineers; Jay Bell, Professor of Soil, Water and Climate, University of Minnesota; Jeff Grosso, Surveyor, City of Saint Paul; Tom Lutgen, Floodplain Program Hydrologist, Waters Division, Minnesota Department of Natural Resources; Larry Nybeck, Deputy Director/County Surveyor, Survey and Land Management Division, Washington County; and Lisa Sayler, Hydraulics Automation Engineer, Minnesota Department of Transportation.

<sup>2</sup> Smith, Brandon R. 2002. Floodplain Fliers: North Carolina's Massive LIDAR Project, *GeoSpatial Solutions*, February, 28-33.



Many Minnesota homeowners spend money on expensive federal flood insurance, unnecessarily, because old floodplain maps incorrectly identify them as living within the floodplain. On the other hand, many other homeowners are in danger of losing their homes to floods and do not have the insurance necessary to rebuild, because old maps do not accurately reflect their risk.

The state has other significant uses for high-resolution DEMs. One example comes from hydrologists at MnDOT who talk about it as “Heaven on Earth.” They say the data would lead to increased efficiency and quality in hydrologic and hydraulic analysis and design – work important for dealing with water flowing off roadways or under them. DEM data would support transportation project streamlining because preliminary drainage design work could begin without waiting for drainage area mapping to be completed. The DEM data would also support better communication about drainage issues within MnDOT, other governmental units and the public, because of the ability to create clearly understood 3-dimensional graphics.

Soil maps are critical for farmers, developers and natural resource managers. Many Minnesota counties have older soil maps that can be upgraded by utilizing DEMs to correct spatial displacement of soil boundaries. The University of Minnesota has developed a process that worked successfully in many counties.<sup>3</sup> High-resolution DEMs could improve this process and help more counties get the soil maps they need.

Local government would also benefit from a high-resolution DEM. Dakota County has worked with 11 of its cities and an electric utility to create a powerful GIS that includes high-resolution elevation data.<sup>4</sup> The elevation data proved particularly useful to the City of Burnsville in bidding

---

<sup>3</sup> National Research Council. 2001. *NSDI Partnership Programs: Rethinking the Focus*, National Academy Press: Washington, D.C., page 43.

<sup>4</sup> Craig, William J. and Donald D. Johnson. 1997. GIS Technology Benefits Add Up in Dakota County/Cities Partnership, *Minnesota Cities*, January/February, pp. 10-12.



out a road construction project. When the winning bidder learned of the availability of the DEM data, he immediately refunded \$60,000 to the city as cost savings for the project. The city has subsequently saved two weeks and \$4,800 on preliminary field work for every road construction project it undertakes.

Washington County recently developed a high-resolution DEM and found a significant interest in purchasing maps and digital data by developers, surveyors, engineers, government agencies, and the general public. Washington County uses the elevation data on a regular basis for the following purposes:

- Reviewing subdivisions plats
- Reviewing mining operations
- Bluff line delineations
- Cell phone tower siting
- Wetland delineations
- Flood management control (spring flooding)
- Modernizing FEMA flood insurance rate maps (FIRM)
- Issuing conditional use permits
- Landlocked basin studies
- Zoning violations
- Public Hearings:
  - Board of Adjustment and Appeals
  - Planning and Advisory Commission
  - Plat Commission
  - County Board Meetings

Already, some Minnesota state and local government organizations are benefiting from isolated investments in such programs. Others are eagerly anticipating full state coverage, with clear plans about how the information could be used.





**DRAFT RESOLUTION SUPPORTING FUNDING to DEVELOP  
a STATEWIDE HIGH-RESOLUTION DIGITAL ELEVATION MODEL (DEM)  
and a FLOODPLAIN MAPPING PROGRAM**

Whereas, proper administration of state mandated floodplain management ordinances requires complete and accurate floodplain maps and related hydraulic data;

Whereas, counties and cities have the responsibility to administer floodplain management ordinances based on floodplain maps and related hydraulic data;

Whereas, current floodplain maps and related hydraulic data are outdated, inaccurate, and are a source of conflict between counties/cities and home/business owners in floodplains;

Whereas, counties and cities look to MN DNR for assistance to administer floodplain ordinances;

Whereas, MN DNR needs funding to collect statewide high-resolution elevation data to develop a digital elevation model (DEM) as a base map to identify flood hazard areas in the state and to provide the information to the counties and cities;

Whereas, DNR Waters, in cooperation with its partners, has prepared a white paper on developing a high-resolution DEM and floodplain mapping program;

Whereas, LIDAR technology is the most cost effective way to collect high-resolution data;

Whereas, availability of high-resolution data is essential for engineering, surveying, GIS and soil mapping; and for planning, design, and management of transportation infrastructures and flood control structures;

Whereas, the state could leverage up to 34 percent of the total cost of the program from the Federal Emergency Management Agency (FEMA) if a DEM and floodplain mapping program were funded and implemented;

Now, Therefore, Be It Resolved that the District \_\_\_\_ Board of Commissioners requests the Minnesota Legislature to fund the Minnesota Department of Natural Resources' effort to develop a statewide DEM and floodplain mapping program.

\_\_\_\_\_  
Chair, District \_\_\_\_ Board of Commissioners

\_\_\_\_\_  
Secretary, District \_\_\_\_ Board of Commissioners

Date \_\_\_\_\_

Date \_\_\_\_\_

This information is available in an alternative format upon request

Equal opportunity to participate in and benefit from programs of the Minnesota Department of Natural Resources is available to all individuals regardless of race, color, national origin, sex, sexual orientation, marital status, status with regard to public assistance, age or disability. Discrimination inquiries should be sent to: MN/DNR, 500 Lafayette Road, St. Paul, MN 55155-4031; or the Equal Opportunity Office, Department of the Interior, Washington, D.C. 20240.

**The DNR Information Center phone numbers:**

Twin Cities: (651) 296-6157

MN Toll Free: 1-888-646-6367 (or 888-MINNDNR)

Telecommunication Device for the Deaf:

(651) 296-5484

MN Toll Free: 1-800-657-3929

World Wide Web Site Address:

<http://www.dnr.state.mn.us/waters>

©2002 State of Minnesota, Department of Natural Resources

 Printed on recycled paper

**PHOTO CREDITS**

---

Cover: Roseau, June 2002. Photo by Dennis Cameron, DNR Division of Forestry.

Page 3 (top): Norman County Road, 2002. Photo by Kevin Ruud,  
Norman County Emergency Management.

Page 3 (bottom): East Grand Forks, 1997. Photo by Larry Duke (Retired) DNR I&E.

Page 4: Breckenridge, 1997. Photo by Cliff Barth, Mayor of Breckenridge.

Page 5: Norman County Road, 2002. Photo by Kevin Ruud,  
Norman County Emergency Management.

Page 9: Navy Island along Shepard Road, St. Paul, 2001. Photo by Toby McAdams,  
DNR Waters.

Page 10: Overflow from the Wild Rice River (near Ada) from County Road 9; June 2002.  
Photo by Lisa Bendtsen, DNR Waters.

9: Navy Island along Shepard Road, St. Paul, 2001. Photo by Toby McAdams,  
DNR Waters.



# 2005 LEGISLATIVE POLICY POSITIONS

---

## ENVIRONMENT & NATURAL RESOURCES

---

### ***LAND USE AND AGRICULTURE***

---

#### **AGGREGATE RESOURCES**

- AMC supports locally based, state-assisted management of aggregate resources that recognizes the regional need for this resource.
- AMC supports policies that will ensure that all aggregate mines are reclaimed when mining ceases.
- AMC supports county authority to increase the aggregate materials tax.
- AMC supports a review of the current threshold (e.g., 40 acres to a depth of 10 feet) for requiring an environmental assessment worksheet for aggregate mines.
- AMC supports state and local policies that will preserve aggregate deposits to meet future needs.
- AMC supports authorizing cities and townships to impose host community fees for aggregate mines to compensate for the impacts of hosting an aggregate mine.

#### **AGRICULTURE BEST MANAGEMENT PRACTICES**

- AMC supports an Agriculture Best Management Practices Program that is flexible and meets the needs of counties.

#### **AGRICULTURE INSPECTION**

- AMC supports state funding for county Agriculture Inspection to be distributed by the commissioner of the Department of Agriculture to each county that adopts a jointly developed Agriculture Inspection "Work Plan."
- AMC supports modifications to Minnesota Statutes, sections 18.75 to 18.88, to clarify county flexibility under the noxious weed law.

#### **CRP, CREP, AND RIM**

- AMC supports landowner choice in the duration of easements related to conservation reserve programs (CRP).
- AMC supports the efforts of the State of Minnesota to submit a Conservation Reserve Enhancement Program (CREP) application to the U.S. Department of Agriculture.
- AMC supports legislation that will fund the Reinvest In Minnesota (RIM) Program that will be the State funding source for the Conservation Reserve Enhancement Program (CREP).

#### **DRAINAGE**

- AMC supports the existing drainage law (Minnesota Statutes, Chapter 103E) that ensures the ability to maintain existing drainage systems.
- AMC supports requiring the state to fund the costs of drainage management activities that are the result of state mandates.
- AMC supports the state staying current on ditch assessments for state-owned land.

#### **ETHANOL AND BIODIESEL**

- AMC supports the ethanol and biodiesel programs established under state statute.

#### **FEEDLOTS**

- AMC supports increased state funding for counties that have been delegated within the Pollution Control Agency feedlot program.
- AMC supports increased federal and state funding to assist in ensuring feedlot compliance with federal, state, and county environmental standards.
- AMC supports cost share funding for the upgrading or expansion of feedlots already in compliance with the Pollution Control Agency rules.
- AMC supports the voluntary enforcement of state standards by counties, with the authority for counties to be more restrictive than state standards.
- AMC supports no shift in state funding as a result of the Memorandum of Understanding between the Pollution Control Agency and the Minnesota Department of Agriculture.
- AMC supports state funding for the delegated county feedlot programs that is a base allocation plus an amount per feedlot, to provide predictability and viability for county feedlot programs, and that no county will receive a lower allocation under this new formula.
- AMC supports the ability of counties to withdraw from the county feedlot delegation agreement in the event the funding level declines below that which is necessary to administer the program.

#### **FORESTRY**

- AMC supports passage of legislation that provides for the availability of forest resources for supporting the sustainability of communities, supports county land use management, and sustains the inherent quality of forestland and related resources for its residents.

#### **GIS FLOODPLAIN MAPPING**

- AMC supports state funding to match federal funds for the Department of Natural Resources' proposal to develop a statewide high resolution digital elevation model (DEM) and floodplain mapping program.

#### **LAND USE**

- AMC supports amending Minnesota Statutes, Chapter 515B, to require county review and approval of common interest community subdivisions to ensure compliance with county zoning ordinances and health codes.
- AMC supports land use management programs that encourage the preservation of agricultural land and the industries supported by agricultural production.
- AMC supports locally based regulation of shooting ranges that balances the impact of shooting ranges on local residents with the need for shooting ranges for law enforcement and recreational purposes.
- AMC supports amending Minnesota Statutes, Chapter 394, to provide counties with the same authority as cities and townships requiring that proposed subdivisions of land be reviewed for compliance with county zoning ordinances prior to being recorded.
- AMC supports an examination of the Department of Natural Resource's Shoreland Management Program. This examination should focus on increased lakeshore development, multiple tiers of development and protecting sensitive lakes.
- AMC supports a review of the thresholds for environmental assessment worksheets, the role of mitigating factors in environmental review, and increased technical assistance from the Environmental Quality Board.

#### **PARKS AND RECREATION**

- AMC supports increased state and federal funding to counties for the acquisition and development of parks, open space, and recreational lands, except that a county with 50% or more public land ownership could elect to participate in this funding using the dollars received for ongoing maintenance, upkeep, or other capital improvements benefiting existing county-owned parks, trails, and recreational facilities.

#### **PAYMENT IN LIEU OF TAXES (PILT)**

- AMC supports making inflation adjustments to payment in lieu of tax (PILT) payments retroactively to 1979.
- AMC supports payment in lieu of tax (PILT) payments for state and federal lands equal to 100% of the revenue that would be generated if the land were privately owned.

#### **PUBLIC LAND MANAGEMENT**

- AMC supports requiring federal and state agencies to formally notify and solicit county input prior to all proposed land acquisitions and perpetual easements.



# Developing a High-Resolution Digital Elevation Model (DEM) and Floodplain Mapping Program

## PARTNERS:

- Association of Minnesota Counties (AMC)
- Minnesota Governor's Council on GIS
- Minnesota Association of County Surveyors (MACS)
- Minnesota Society of Professional Surveyors (MSPS)
- Minnesota Chapter of the American Public Works Association (APWA)
- Minnesota Chapter of Geographic and Information Technology Association
- Minnesota Chapter of American Planning Association
- Minnesota Department of Natural Resources (DNR)
- Minnesota Department of Transportation (MnDOT)
- Minnesota State Planning Agency
- Minnesota Board of Water and Soil Resources (BWSR)
- Minnesota Association of Watershed Districts (MAWD)
- Federal Emergency Management Agency (FEMA)
- US Army Corps of Engineers (USCOE)
- US Geological Survey (USGS)
- U.S.D.A. Natural Resources Conservation Service (NRCS)
- National Weather Service, North Central River Forecast Center
- University of Minnesota

*Co-Chairs: Ogbazghi "Obi" Sium (DNR) and Dave Gorg (MnDOT-retired)*

MARCH, 2003

## **High-Resolution Digital Elevation Model for Floodplain Mapping**

Obi Sium, DNR Waters

Should Minnesota fund, under 103F.135, Subdivision 1, the development of a statewide high-resolution digital elevation model (DEM)?

Existing elevation data in Minnesota is based on U.S. Geological Survey (USGS) topographic maps that were compiled from aerial photography 30 years ago. The DEM data was created from contours at 10-foot intervals (+/- 5-foot vertical accuracy with 90% confidence), which is insufficient for contemporary floodplain mapping. Modern airborne laser surveys can produce elevation data to support 2-foot contours (+/- 1-foot vertical accuracy with 95% confidence). In addition to providing accurate floodplain delineation, improved DEMs provide numerous other benefits. Other forms of appropriate data collection meeting these specifications may be considered.

- increased funding opportunities such as Federal Emergency Management Agency (FEMA) Map Modernization Program
- saving landowners \$1,700-\$3,700 in survey costs on parcels near floodplains
- efficient, accurate rating and processing of flood insurance
- accurate wetland delineation for implementation of "no net loss" requirements
- accurate forest biomass inventory across large areas
- increased precision in planning of roads, infrastructure and utilities
- more precise soil mapping, and improved contour and precision farming.

### **Expected Costs:**

- about \$7.3 million for high resolution DEM in a 18-county pilot area
- about \$40 million for the entire state over 8-10 years (\$475/square mile)

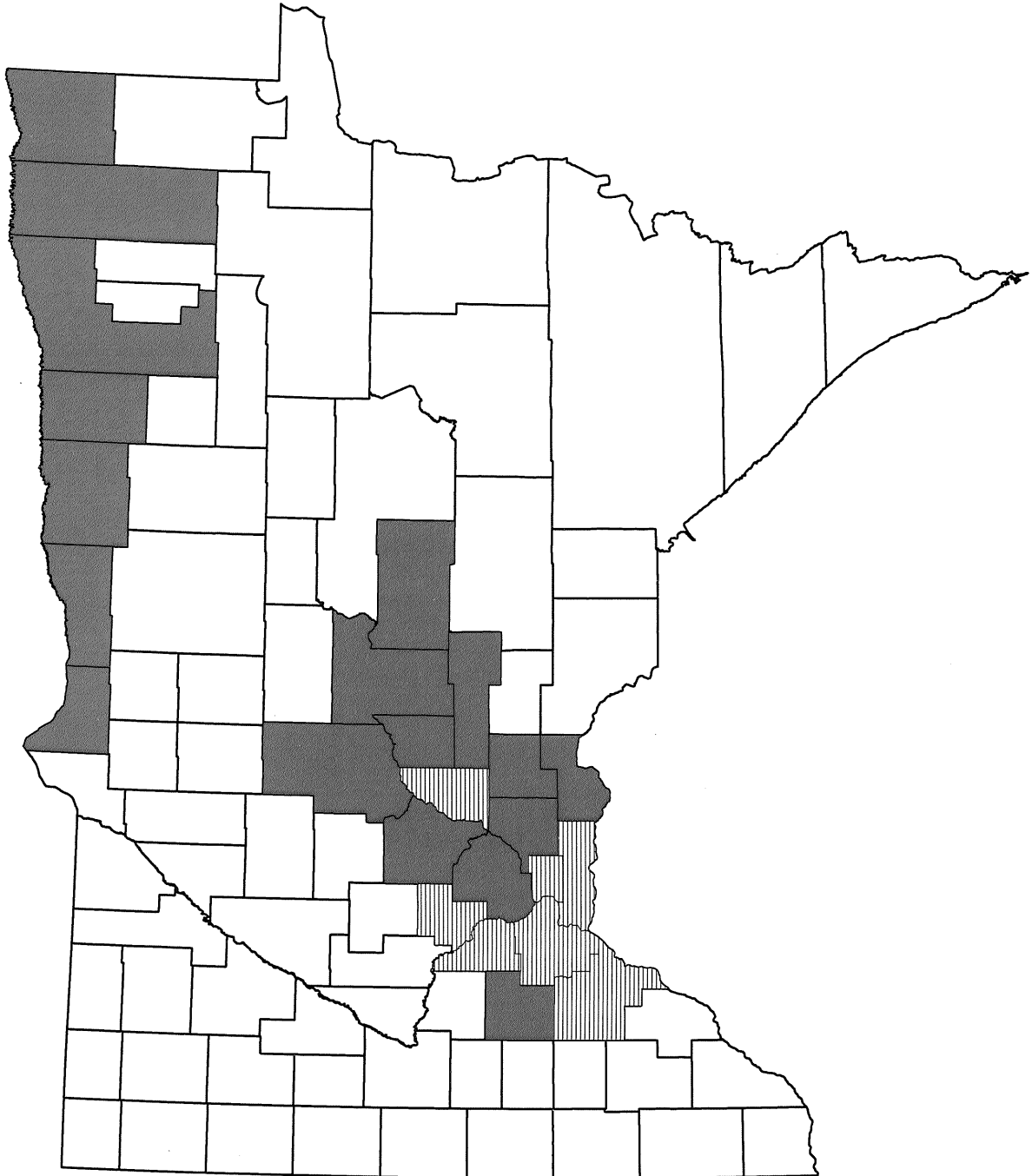
### **National Floodplain Map Modernization Program:**

FEMA's nationwide Map Modernization Program for floodplain areas is receiving significant funding. In FY 2004, Congress appropriated \$200 million for this mapping program, and is expected to appropriate that amount annually through FY 2008. As the program proceeds, the federal government seeks state and local government partners. In view of the project's broad benefits, Gov. Pawlenty signed the Cooperative Technical Partner agreement with FEMA in which DNR Waters was designated the lead State agency.

### **Recommendations:**

The recommendation is for funding of \$5-10 million every biennium starting with FY 2006.

# DEM Pilot Area 2005



-  DEM completed by county
-  \$3.6 million pilot area
-  \$3.7 million pilot area
-  Counties in Minnesota

**Digital Elevation Model (DEM) Costs  
Pilot Areas**

**2005 Pilot Area**

	Counties	Area, sq mi	DEM cost\$	add'l \$ for DTM	QC points	Total cost \$
<b>Green Pilot Area</b>	1 Hennepin	606	212,100	42,420	28,200	282,720
	2 Wright	714	249,900	49,980	28,200	328,080
	3 Anoka	445	155,750	31,150	28,200	215,100
	4 Isanti	451	157,850	31,570	28,200	217,620
	5 Chisago	442	154,700	30,940	28,200	213,840
	6 MilleLacs	681	238,350	47,670	28,200	314,220
	7 Benton	413	144,550	28,910	28,200	201,660
	8 Stearns	1,389	486,150	97,230	28,200	611,580
	9 Morrison	1,153	403,550	80,710	28,200	512,460
	10 Crow Wing	1,156	404,600	80,920	28,200	513,720
	11 Rice	515	180,250	36,050	28,200	244,500
<b>Total</b>		<b>7,965</b>	<b>2,787,750</b>	<b>557,550</b>	<b>310,200</b>	<b>3,655,500</b>
<b>Red Pilot Area</b>	1 Wilken	752	263,200	52,640	28,200	344,040
	2 Traverse	586	205,100	41,020	28,200	274,320
	3 Clay	1,054	368,900	73,780	28,200	470,880
	4 Norman	877	306,950	61,390	28,200	396,540
	5 Polk	1,999	699,650	139,930	28,200	867,780
	6 Marshall	1,814	634,900	126,980	28,200	790,080
	7 Kittson	1,105	386,750	77,350	28,200	492,300
<b>Total</b>		<b>8,187</b>	<b>2,865,450</b>	<b>573,090</b>	<b>197,400</b>	<b>3,635,940</b>

**Cost Assumptions:**

DEM cost           \$350/sq mile  
DTM cost           additional \$70/sq mile  
QC ground truthing   \$28,200/county assumes 30 points

Senators Dille, Hann, Vickerman, Kubly and Sams introduced--  
S.F. No. 1413: Referred to the Committee on Finance.

1  
2  
3  
4  
5  
6  
7  
8  
9  
10  
11  
12

A bill for an act

relating to agriculture; appropriating money for the  
Veterinary Diagnostic Laboratory.

BE IT ENACTED BY THE LEGISLATURE OF THE STATE OF MINNESOTA:

Section 1. [VETERINARY DIAGNOSTIC LABORATORY;

APPROPRIATION.]

\$2,350,000 in fiscal year 2006 is appropriated from the  
general fund to the board of animal health for a grant to the  
Veterinary Diagnostic Laboratory at the University of Minnesota  
to expand animal disease surveillance and to protect animal  
agriculture and public health. This appropriation is available  
until June 30, 2007.

## **\$2.35 Million Funding to Support the University of Minnesota Veterinary Diagnostic Laboratory**

The Minnesota Pork Board is requesting \$2.35 million for the University of Minnesota Veterinary Diagnostic Laboratory to expand animal disease surveillance and to protect animal agriculture and public health. Increased animal diagnostic funding is vitally important to protect Minnesota's \$6 billion animal industry from emerging and foreign animal diseases. The funding is essential to accommodate testing for Mad Cow Disease, Johne's disease and mastitis in cattle; PRRS virus and other respiratory diseases in swine; and influenza virus ("bird flu") and avian pneumovirus in poultry. This strategic investment will be returned to Minnesotans many times over by protecting livestock and poultry from devastating pathogens that might be accidentally or intentionally introduced into livestock populations and by maximizing Minnesota's agricultural productivity and international competitiveness.

### **Reasons for the Request:**

- The need for laboratory services continues to increase because of increased disease threats.
  - The number of tests has more than doubled from 429,559 in 1993 to > 1.1 million tests in 2004.
- The laboratory funding has remained static and well below peer institutions for the past 10 years.
  - 1994 State Special Funding - \$1,799,482
  - 2004 State Special Funding - \$1,796,378
- The University of Minnesota's need to fund indirect costs of laboratory operations by assessing an "Institutional Revenue Sharing (IRS)" fee against laboratory revenue.
  - **Annual Increases in University IRS Rate**
    - **FY1999 - 1.00%**
    - **FY2000 - 2.25%**
    - **FY2001 - 3.25%**
    - **FY2002 - 3.75%**
    - **FY2003 - 6.35%**
    - **FY2004 - 8.50%** *\$750,000*
  - **Total Assessment since FY2001 - \$2,645,376**
  - **The IRS fees are exhausting laboratory resources required for infrastructure investment.**
- The laboratory mission has changed from reporting diseases to providing an early warning of animal disease threats by providing "real time" diagnostic testing.

### **Funding use:**

- **Environmental and Employee Safety** - Biohazardous waste containment to protect laboratory employees and to prevent pathogen escape to the environment- \$350,000.
- **Emergency Preparedness** - Expansion of laboratory methods, equipment and personnel to meet the testing surge associated with disease outbreaks and to provide for "just in time" animal health monitoring - \$400,000.



- **Enhanced Productivity** – Connect the University of Minnesota Veterinary Diagnostic Laboratory information system to animal production databases throughout greater MN, i.e. virtually move the laboratory into every MN barn. Automate laboratory testing to further improve productivity - \$450,000.
- **Expanded Research and Development** – Develop accurate, fast and low cost, molecular diagnostic tests to combat emerging diseases and potential agro-terrorism agents and maximize financial competitiveness - \$400,000.
- **University Facilities Support** – Fund the University of Minnesota IRS fee for indirect cost recovery to operate the laboratory - \$750,000.

- **Outcomes:**

- Enhanced protection of Minnesota's animal agriculture economy from devastating livestock diseases.
- Potential to reduced economic damage caused by disease outbreaks.
- Faster communication by providing real time access to laboratory results 24/7 throughout greater Minnesota.
- Prepared for the testing surge that accompanies emerging and foreign animal disease outbreaks.
- Protection of public health and animal agriculture by enhancing the secure handling of animal and human pathogens.
- Improvement of animal well being will reduce the need for antibiotic use in livestock.
- Assurance that laboratory accreditation status is maintained to protect interstate and international agricultural commerce.

**Background:**

The University of Minnesota Veterinary Diagnostic Laboratory protects and promotes animal and human health through early detection and monitoring of animal diseases, develops new diagnostic methods, and trains veterinarians and graduate students. It is part of the College of Veterinary Medicine and serves as the state's only full service, accredited diagnostic facility for animal health and disease. As the official laboratory of the Minnesota Board of Animal Health, the laboratory supports the state's animal disease control and eradication programs. The Veterinary Diagnostic Laboratory is the only laboratory in Minnesota that will "drop everything" to respond to a foreign animal disease or emerging disease threat.

The University of Minnesota Veterinary Diagnostic Laboratory is among the finest laboratory systems in the US with excellent facilities, "world class" faculty and staff, and excellent working relationships with Minnesota Board of Animal Health, Minnesota Department of Agriculture, Minnesota Department of Health, United States Department of Agriculture, Minnesota Department of Natural Resources, and many other organizations. It is the first and only veterinary laboratory to be selected as a full member of the Centers for Disease Control's Laboratory Response Network.

The funding project is consistent with the University of Minnesota initiatives in biotechnology and healthy foods-healthy lives.

Senator Kleis introduced--

S.F. No. 701: Referred to the Committee on Finance.

1 A bill for an act

2 relating to capital investment; modifying the grant  
3 recipient of an appropriation for St. Cloud Paramount  
4 Theater to provide for the city to own the facility;  
5 amending Laws 1998, chapter 404, section 23,  
6 subdivision 17, as amended.

7 BE IT ENACTED BY THE LEGISLATURE OF THE STATE OF MINNESOTA:

8 Section 1. Laws 1998, chapter 404, section 23, subdivision  
9 17, as amended by Laws 1999, chapter 20, section 1, is amended  
10 to read:

11 Subd. 17. Paramount Arts District  
12 Regional Arts Center 750,000

13 (a) To the commissioner of  
14 administration for a grant to the city  
15 of St. Cloud Housing-and-Redevelopment  
16 Authority to construct, furnish, and  
17 equip the Paramount Arts District  
18 Regional Arts Center, subject to  
19 Minnesota Statutes, section 16A.695.  
20 This appropriation is not available  
21 until the commissioner has determined  
22 that the necessary additional financing  
23 to complete at least a \$5,400,000  
24 project has been committed by nonstate  
25 sources.

26 (b) The Housing and Redevelopment  
27 Authority must effect the transfer as  
28 otherwise required or permitted by  
29 law. Once the transfer is effected,  
30 the city is the successor to the  
31 Housing and Redevelopment Authority for  
32 the purposes of the grant and Minnesota  
33 Statutes, section 16A.695.

34 [EFFECTIVE DATE.] This section is effective the day  
35 following final enactment.

1 To: Senator Cohen, Chair

2 Committee on Finance

3 Senator Sams,


4 Chair of the Environment, Agriculture and Economic  
5 Development Budget Division, to which was referred

6 S.F. No. 701: A bill for an act relating to capital  
7 investment; modifying the grant recipient of an appropriation  
8 for St. Cloud Paramount Theater to provide for the city to own  
9 the facility; amending Laws 1998, chapter 404, section 23,  
10 subdivision 17, as amended.

11 Reports the same back with the recommendation that the bill  
12 do pass and be referred to the full committee.

13

14

15 .....  
16 (Division Chair)

17  
18 March 22, 2005.....  
19 (Date of Division action)

Environment, Agriculture and Economic Development Budget Division  
Chair: Sen. Dallas Sams  
12:00 p.m. Room 107 Capitol  
Tuesday March 22, 2005

**MEMBERS PRESENT**

Anderson  
Bachman  
Bakk  
Cohen  
Dibble  
Dille  
Frederickson  
Kubly  
Metzen  
Pariseau  
Rosen  
Vickerman

**MEMBERS ABSENT**

Jungbauer  
Sams

The meeting was called to order at 12:10 p.m.

The committee began taking public testimony on the Governor's budget. Sally Brenden, Stearns-Benton Employment and Training Council; Jennifer Davis, youth program participant; Wendy Whitmore, mother of youth program participant; Ricky Whitmore, youth program participant; Mark Zuzek, Host supervisor and Principal of Hasting High school; Tom Bodin, Chair, Hennepin Scott Carver Workforce Investment Board all testified against the Governor's recommended cuts to the Minnesota Youth Programs.

Senator Metzen presented Senator Sams SF937, Youth Intervention programs provisions, modifications and grants. Scott Beaty, Monica Jensen, Darrell Thompson and Darias Hosth all testified in support of the bill. The bill was laid over for possible inclusion in the omnibus bill.

Senator Pariseau presented Senator Langseth's SF 1241, High resolution digital elevation and flood plain management mapping pilot project appropriation. There was an amendment by Senator Pariseau. The amendment was adopted. David Claypool, Minnesota Association of County Surveyors and Obi Suim, Flood Plain Management, Supervisor testified in support of the bill. The bill was laid over for possible inclusion in the omnibus bill.

Senator Dille presented SF1413, University of Minnesota veterinary diagnostic laboratory grant appropriation. Krtis Petrini, DVM, Assistant Director Board of Animal Health, Dr. Jim Collins, Director Diagnostic Laboratory at the U of M and Jerry Schoendeld, Minnesota Pork Producers all testified in support of the bill. The bill was laid over for possible inclusion in the omnibus bill.



Senator Kleis presented SF 701, St. Cloud Paramount arts district regional arts center. John Ellenbecker, City of St. Cloud, Mayor testified in support of the bill. The bill was referred to the full Finance Committee.

The meeting adjourned at 2:30 p.m.

Respectfully submitted,

**Environment, Agriculture & Economic Development Budget Division**  
**Senator Scott Dibble, Chair**  
**Tuesday, March 22, 2005- Noon**  
**Room 107 State Capitol**

**A G E N D A**

**I. Call to Order**

**II. Public Testimony on the Governor's Budget**

- A. Bill Bond, MN Crop Production Retailers, Executive Director**
- B. Allison Wolf, Nature Conservancy**
- C. Minnesota Youth Programs**

**III. SF 937 (Sams): Youth intervention programs provisions, modifications and grants**

**A. Author's Presentation**

**1. Testimony**

- a) Monica Jensen**
- b) Darrell Thompson**
- c) Scott Beaty**
- d) Darian Hosth**

**IV. SF 1241 (Langseth): High resolution digital elevation and flood plain management mapping pilot project appropriation**

**A. Author's Presentation**

**1. Testimony**

- a) Obi Suim, Flood Plain Management, Supervisor**
- b) David Claypool, MN Association of County Surveyors**

**V. SF 1413 (Dille): University of Minnesota veterinary diagnostic laboratory grant appropriation**

**A. Author's Presentation**

**1. Testimony**

**VI. SF 701 (Kleis): St. Cloud Paramount arts district regional arts center grant transfer**

**A. Author's Presentation**

**1. Testimony**

- a) John Ellenbecker, City of St. Cloud, Mayor**

**VII. SF 790 (Saxhaug): Forest suspense account receipts disbursement modification**

**A. Author's Presentation**

**1. Testimony**

- a) Bob Tomlinson, DNR, Forestry**

**VIII. SF 791 (Saxhaug): State land road easements fee; land management account**

**A. Author's Presentation**

**1. Testimony**

- a) Bill Brice, DNR, Lands and Minerals**

**IX. SF 1019 (Saxhaug): Burning permits electronic issuance**

**A. Author's Presentation**

**1. Testimony**

**a) Olin Phillips, DNR**

**X. Adjournment**

**NEXT MEETING:**

**Tuesday, March 29, 2005**

**Environment, Agriculture & Economic Development Budget Division**

**Senator Scott Dibble, Chair**

**Noon, Room 107 State Capitol**

**Agenda:**

- **TBA**

Senators Sams, Anderson, Metzen, Pariseau, and Vickerman introduced--  
S.F. No. 937: Referred to the Committee on Finance.

1 A bill for an act  
2 relating to economic development; modifying youth  
3 intervention program provisions; appropriating money  
4 for grants for youth intervention programs; amending  
5 Minnesota Statutes 2004, section 116L.30, subdivisions  
6 1, 2, by adding subdivisions.

7 BE IT ENACTED BY THE LEGISLATURE OF THE STATE OF MINNESOTA:

8 Section 1. Minnesota Statutes 2004, section 116L.30,  
9 subdivision 1, is amended to read:

10 Subdivision 1. [GRANTS.] The commissioner may make grants  
11 to nonprofit agencies administering youth intervention programs  
12 in communities where the programs are or may be established.

13 "Youth intervention program" means a nonresidential  
14 community-based program providing advocacy, education,  
15 counseling, mentoring, and referral services to youth and their  
16 families experiencing personal, familial, school, legal, or  
17 chemical problems with the goal of resolving the present  
18 problems and preventing the occurrence of the problems in the  
19 future. The purpose of the youth intervention program is to  
20 provide an ongoing, stable funding source to community-based  
21 early intervention programs for youth. Program design may be  
22 different for the grantees depending on youth needs in the  
23 communities being served.

24 Sec. 2. Minnesota Statutes 2004, section 116L.30,  
25 subdivision 2, is amended to read:

26 Subd. 2. [APPLICATIONS.] Applications for a grant-in-aid



1 shall be made by the administering agency to the commissioner.  
2 The grant-in-aid is contingent upon the agency having obtained  
3 from the community in which the youth intervention program is  
4 established local matching money two times the amount of the  
5 grant that is sought. The purpose of the matching requirement  
6 is to leverage the investment of state and community dollars in  
7 supporting the efforts of the grantees to provide early  
8 intervention services to youth and their families.

9 The commissioner shall provide the application form,  
10 procedures for making ~~application-form~~ applications, criteria  
11 for review of the application, and kinds of contributions in  
12 addition to cash that qualify as local matching money. No grant  
13 to any agency may exceed \$50,000.

14 Sec. 3. Minnesota Statutes 2004, section 116L.30, is  
15 amended by adding a subdivision to read:

16 Subd. 3. [GRANT ALLOCATION FORMULA.] Up to one percent of  
17 the appropriations to the grants-in-aid to the youth  
18 intervention program may be used for a grant to the Minnesota  
19 Youth Intervention Programs Association for expenses in  
20 providing collaborative training and technical assistance to  
21 community-based grantees.

22 Sec. 4. Minnesota Statutes 2004, section 116L.30, is  
23 amended by adding a subdivision to read:

24 Subd. 4. [ADMINISTRATIVE COSTS.] The commissioner may use  
25 up to two percent of the biennial appropriation for  
26 grants-in-aid to the youth intervention program to pay costs  
27 incurred by the department in administering the grants.

28 Sec. 5. [APPROPRIATION.]

29 \$2,000,000 in fiscal year 2006 and \$2,000,000 in fiscal  
30 year 2007 are appropriated from the general fund to the  
31 commissioner of employment and economic development for youth  
32 intervention programs under Minnesota Statutes, section  
33 116L.30. This funding must be used to help existing programs  
34 serve unmet needs in their communities, and to create new  
35 programs in underserved areas of the state. This appropriation  
36 is part of the department's budget base. The appropriations are

02/03/05

[REVISOR ] CMG/BT 05-2331

1 available until expended.

**Youth Intervention Program**

Jim ~ when you  
are finished -

Just mention

S.F. 937 be

included for possible

inclusion

DATA



# FEMA's Map Modernization Program

## Budgeted for Minnesota

March 16, 2005

FY 2003	\$0.500 million	spent
FY 2004	\$1.696 million	spent
FY 2005	<u>\$2.965 million</u>	<u>allocated</u>
	Subtotal \$5.161 million	
FY 2006	\$3.394 million	projected
FY 2007	\$3.420 million	projected
FY 2008	\$3.490 million	projected
Grand total	\$15.465 million	spent and projected


Obi Sium  
DNR Waters  
651-296-0444

# YOUTH INTERVENTION PROGRAMS

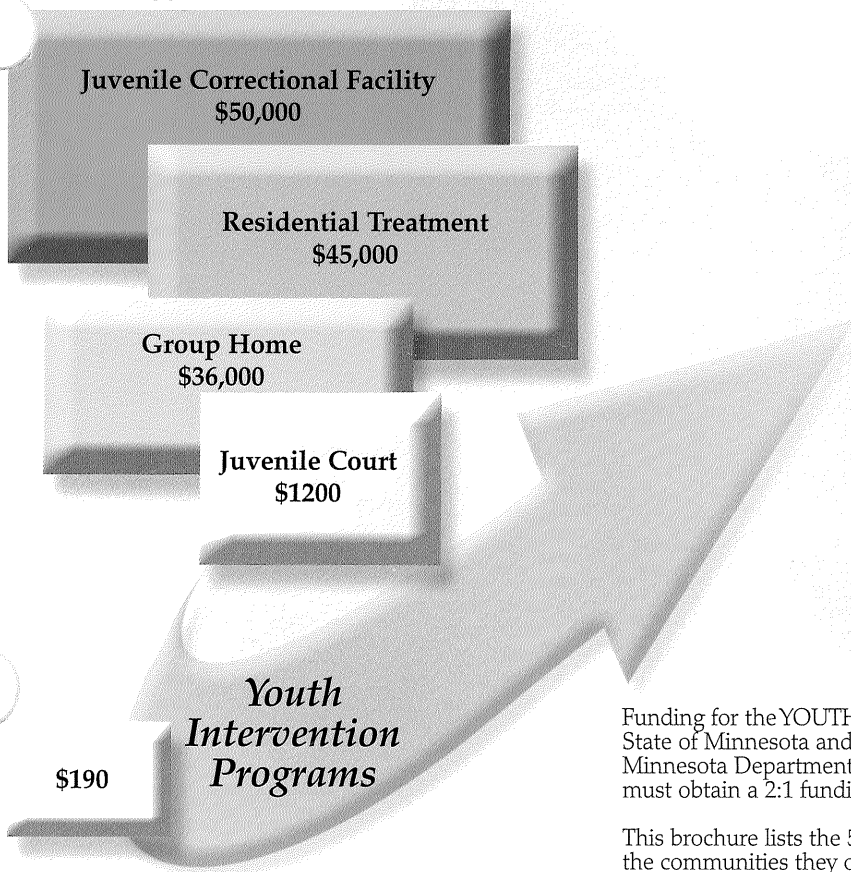
## Community Solutions for Community Problems

Crime, family violence, truancy, delinquency, chemical dependency, child abuse, teen pregnancy and homelessness; Minnesota's youth and their families who are facing these and other problems have a place to turn for help — YOUTH INTERVENTION PROGRAMS.

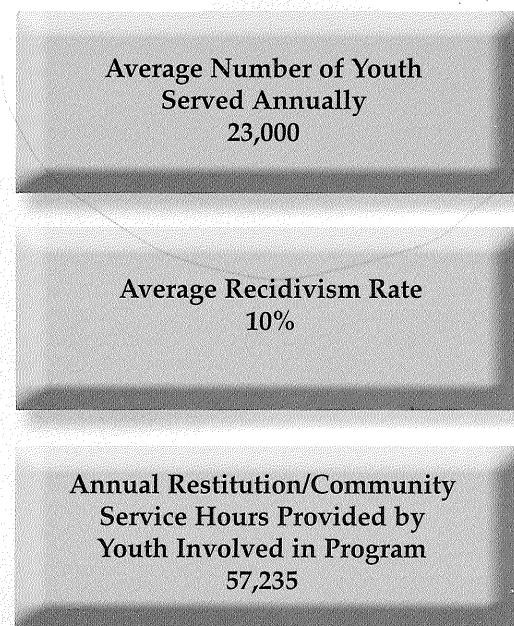
YOUTH INTERVENTION PROGRAMS are community-based and provide an effective community solution to the youth-related problems facing Minnesota families. Community-based programs keep youth living with their families and out of the more costly correctional institutions, foster homes, residential treatment and chemical abuse treatment facilities. Each year approximately 23,000 Minnesota young people receive these services.



## Cost Effectiveness Average Annual Cost Per Youth



## Outcomes



Funding for the YOUTH INTERVENTION PROGRAMS is provided in part by the State of Minnesota and is administered by the Office of Community Based Services, Minnesota Department of Employment and Economic Development. All programs must obtain a 2:1 funding match from local sources.

This brochure lists the 52 MINNESOTA YOUTH INTERVENTION PROGRAMS, the communities they operate in, and a list of the services offered by these agencies.

Published by the Minnesota Youth Intervention Programs Association (YIPA).  
Funding was provided by the Office of Community Based Services, Minnesota Department of Employment and Economic Development.

# MINNESOTA YOUTH INTERVENTION PROGRAMS

## YOUTH INTERVENTION SERVICES

The following services are offered by the many agencies of the YOUTH INTERVENTION PROGRAM. It must be noted that all of the services listed below are not necessarily offered by every agency.

### Pre-Court Diversion Programs

- Truancy Intervention
- Shoplifting Prevention/Intervention
- Curfew Violation
- Sexual Perpetrator Counseling
- Vandalism Prevention/Intervention
- Fire Awareness
- Drug/Alcohol Prevention/Intervention
- Tobacco Use Prevention/Intervention

### Restorative Justice Programs

- Victim/Offender Mediation
- Community Service Programs for Offenders
- Crime Victim Advocacy
- Restitution Services

### Counseling Programs

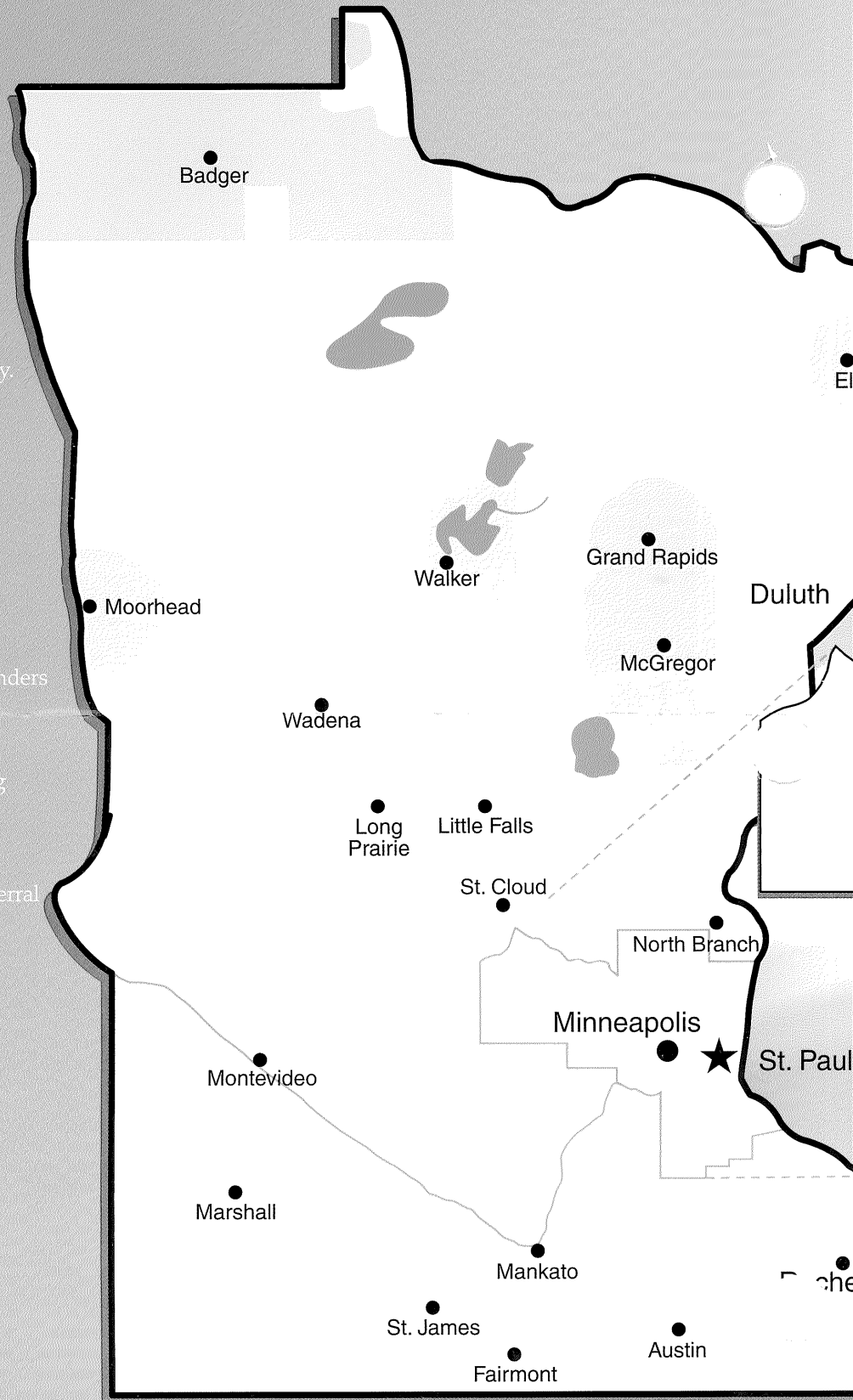
- Individual, Group & Family Counseling
- Mentoring
- Crisis Intervention
- Outreach Services for "At-Risk" Youth
- Prostitution Counseling
- Chemical Health Assessments and Referral
- Delinquency Prevention
- Teen Parenting/Pregnancy Counseling
- Runaway/Homeless Youth Services
- School Groups
- Peer Counseling
- Anger Management
- Culturally Specific Counseling
- Aftercare

### Education Programs

- Shoplifting/Vandalism Prevention
- Parenting Education
- Job Training/Preparation
- Drug/Alcohol Use Prevention
- Child Abuse Awareness
- Feelings and Values Awareness
- Conflict Resolution
- Cultural Awareness
- Tutoring Services

### Other Services

- Direct Employment
- Youth Advocacy
- Referrals
- Community Transitioning from Corrections
- Court Advocacy



**Blue Earth County Community Corrections – Youth Diversion Program**

410 Jackson St.  
P.O. Box 3543  
Mankato, MN 56001  
507-344-3715

**Bolder Options**

2020 First Avenue South  
Minneapolis, MN 55404  
612-871-8777

**Brooklyn Peacemaker Center, Inc.**

7740 Brooklyn Blvd, Suite 205  
Brooklyn Center, MN 55429  
953-0995

**Carver/Scott Educational Cooperative**

309 Lake Hazeltine Drive  
Chaska, MN 55318  
952-368-8887

**Cass County Human Services**

P.O. Box 519  
Walker, MN 56484  
218-547-1340

**Central Center for Family Resources**

1485 81st Avenue N.E.  
Spring Lake Park, MN 55432  
763-780-3036

**Children's Home Society & Family Services**

166 4th St. E #200  
St. Paul, MN 55101  
651-222-0311

**The City, Inc.**

1545 East Lake Street  
Minneapolis, MN 55407  
612-724-3689

**Community Concern for Youth Programs – Todd County**

239 Central Avenue  
Long Prairie, MN 56347  
320-732-6165

**Community Concern for Youth Programs – Wadena County**

415 South Jefferson  
Wadena, MN 56482  
218-631-7618

**The Council on Crime and Justice**

903 Washington Ave. So.  
Minneapolis, MN 55415  
612-348-7874

**Hmong American Partnership**

1075 Arcade Street  
Saint Paul, MN 55106  
651-495-9160

**Kinship of Morrison County**

107 Southeast 2nd Street, Suite 203  
Little Falls, MN 56345  
320-632-8806

**Kinship of Todd-Wadena Counties**

425 4th Street NE, P.O. Box 281  
Staples, MN 56479  
218-894-2799

**La Oportunidad, Inc.**

2233 University Avenue, Suite 150  
St. Paul, MN 55114  
651-646-6115

**Lutheran Social Services–Duluth**

424 West Superior Street  
Duluth, MN 55802  
218-726-4889

**Lutheran Social Services–St. Cloud**

22 Wilson Ave NE  
P.O. Box 6069  
St. Cloud, MN 56303  
320-251-7700  
Fax: 320-251-8898

**Lyon County Community Plus Program**

607 W. Main St.  
Marshall, MN 56258  
507-537-6744

**Martin County Youth Intervention and Prevention Program**

201 Lake Ave. #308  
Fairmont, MN 56031  
507-238-3215

**Minneapolis American Indian Center**

**Golden Eagles Program**  
1530 E. Franklin Avenue  
Minneapolis, MN 55404  
612-879-1795

**Minneapolis Urban League**

2100 Plymouth Ave. North  
Minneapolis, MN 55411  
612-302-3100

**MN Valley Action Council/SC Workforce Council**

P.O. Box 3327  
Mankato, MN 56002  
507-345-2408

**Moorhead Police Department Youth Intervention Officers**

915-9th Avenue North, Box 817  
Moorhead, MN 56560  
218-299-5124

**Monticello YMCA Community Program**

7601 42nd Ave. North  
New Hope, MN 55427  
763-295-2403

**Northwest Community Action**

312 North Main St. P.O. Box 67  
Badger, MN 56714  
218-528-3258

**Northwest YMCA Community Program**

7601 42nd Avenue North  
New Hope, MN 55427  
763-535-4800

**Northwest Youth & Family Services**

3490 North Lexington Ave.  
Shoreview, MN 55126  
651-486-3808

**North Homes, Inc.**

1880 River Road  
Grand Rapids, MN 55744  
218-327-3055

**Relate Counseling Center, Inc.**

15320 Minnetonka Blvd., Suite 200  
Minnetonka, MN 55345  
952-932-7277

**SE Minnesota Workforce Development, Inc.**

1016 Civic Center Drive NW  
Rochester, MN 55901  
507-379-3409

**St. James Youth Development Project**

500 8th Street South  
St. James, MN 56081  
507-375-4517

**The Storefront Group**

6425 Nicollet Ave. South  
Richfield, MN 55423  
612-861-1675

**St. Paul Youth Services**

1167 Arcade Street  
St. Paul, MN 55106  
651-771-1301

**Student & Youth Services**

Austin High School  
301-Third Street N.W.  
Austin, MN 55912  
507-433-1401

**SW Minnesota Private Industry Council**

129 West Nichols Ave.  
Montevideo, MN 56265  
320-269-5561

**United Cambodian Association of Minnesota**

1101 Snelling Ave. North  
St. Paul, MN 55108  
651-222-3299

**Walker Community United Methodist Church Neighbor to Neighbor Youth Program**

3104 16th Ave. So. P.O. Box 7588  
Minneapolis, MN 55406  
612-722-6612

**White Bear Lake Area Community Counseling Center**

1280 North Birch Lake Boulevard  
White Bear Lake, MN 55110  
651-429-8544

**Woodland Hills Neighborhood Youth Services**

310 North 1st Ave. West  
Duluth, MN 55806  
218-723-3523

**YouthLink**

41 North 12th St.  
Minneapolis, MN 55403  
612-252-1200

**Youth Service Bureau**

612 Main Building, Hwy. 95  
North Branch, MN 55056  
651-674-0191

**Youth Service Bureau, Inc. Cottage Grove Office**

7064 W. Point Douglas Rd., Suite 201  
Cottage Grove, MN 55016  
651-458-5224

**Youth Service Bureau, Inc. Stillwater Office**

101 West Pine Street  
Stillwater, MN 55082  
651-439-8800

**YWCA of Minneapolis**

1130 Nicollet Mall  
Minneapolis, MN 55403  
612-332-0501

**YWCA of St. Paul**

375 Selby Ave.  
St. Paul, MN 55102  
651-222-3741

**DARTS Youth Intervention Program**

1645 Marthaler Lane  
West St. Paul, MN 55118  
651-455-1560

**Ely Community Resource, Inc.**

103 East Chapman St.  
P.O. Box 374  
Ely, MN 55731  
218-365-5254

**Employment Action Center**

900 20th Avenue South  
Minneapolis, MN 55404  
612-752-8822

**Face to Face Health & Counseling Service**

1165 Arcade St.  
St. Paul, MN 55106  
651-772-5555

**Family and Children's Service Northwest Hennepin Branch**

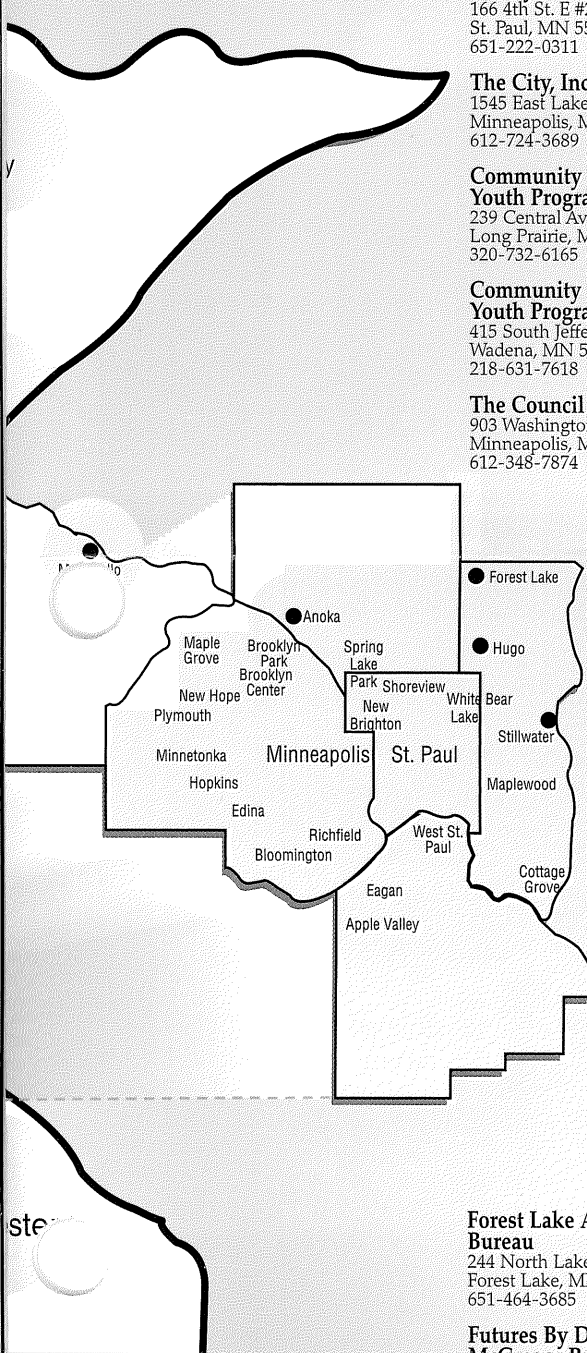
6900-78th Ave. North  
Brooklyn Park, MN 55445  
763-560-4412

**Forest Lake Area Youth Service Bureau**

244 North Lake Street  
Forest Lake, MN 55025  
651-464-3685

**Futures By Design McGregor Public School**

P.O. Box 160  
McGregor, MN 55760  
218-768-2111, ext. 259






Minnesota Youth Intervention  
Programs Association (YIPA)  
800 Havenview Court  
Mendota Heights, MN 55120

[www.mnyipa.org](http://www.mnyipa.org)  
e-mail: [info@mnyipa.org](mailto:info@mnyipa.org)


(651) 452-3589 Phone  
(651) 405-8083 Fax



**Youth  
intervention  
can make the  
difference**

**MINNESOTA  
YOUTH  
INTERVENTION  
PROGRAMS**

A resource guide to  
community-based  
youth and family services  
in Minnesota



1. serves 23 Kids  
2. 52 com based programs statewide  
3. 87% of Kids will not go back to  
Connecticut  
Institute for...

## MINNESOTA YOUTH INTERVENTION PROGRAMS

**WHAT:** Youth Intervention Programs currently consists of fifty-two (52) community-based programs providing counseling, mentoring, education, prevention, pre-court diversion, anger management, conflict resolution, restitution and community services to youth, their families and communities.

**WHERE:** Youth Intervention Programs operate in rural and urban areas throughout the state. Currently, twenty-nine programs are located in the Twin Cities metropolitan area and twenty-three programs are from the greater Minnesota region.

**WHY:** Community-based early intervention programs provide the most effective approach to keeping youth from further involvement in the juvenile justice system. In 2004 Youth Intervention Programs successfully kept 87% of the youth referred for illegal activities from further involvement in the juvenile justice system. It is an excellent example of how community and state governments are partnering to keep youth at home, in school, and ready to become productive citizens. Each Youth Intervention Program must raise \$2 in community funding for every \$1 they obtain from the state so both state and community dollars committed to the program are well leveraged. There are still many metropolitan communities and vast areas of Greater Minnesota that have no Youth Intervention Program.

**COST:** 2006 -2007 base funding is at \$1,452,000 or approximately \$200 per youth served. 20,416 youth served in 2004 - down by almost 4,000 youth from 2003. This reduction is the direct result of the budget cuts to the program for the 2004 - 2005 biennium.

### FACTS:

- Youth Intervention is a successful, cost-effective approach to reaching at-risk youth precisely when they are at the crossroads of choosing the right path or a life of crime
- Youth Intervention Programs are community-based programs that provide the most effective approach to keeping youth from further involvement in the juvenile justice system. The programs keep young people who are on the verge of big trouble out of it.

- Youth Intervention Programs are an excellent example of how community and state governments can partner to keep youth at home, in school, and ready to become productive citizens. Funding for this partnership is critical, and each Youth Intervention Program leverages \$2 in community funding for every \$1 proved by the state.
  
- Youth Intervention Programs save the state and taxpayers money. The state of Minnesota pays **236 times** more to put a youth through the juvenile correction system than it does to offer early intervention services. According to the Rand Report, for every \$1 spent on early intervention, at least \$3 is saved in future spending. Here's an overview of the cost to citizens for one child to enter various stages in the juvenile justice system:
  - Youth Intervention Programs: **\$200** per youth/year
  - Juvenile court system: **\$1,140** per youth/year
  - Group home: **\$36,000** per youth/year
  - Residential treatment facility: **\$45,000** per youth/year
  - Juvenile correctional facility confinement: **\$50,000** per youth/year
  
- Vanderbilt University economist Mark Cohen calculated the cost to American taxpayers when a young person embraces a life of crime and drug use. Based on Cohen's analysis it cost taxpayers almost \$2 million dollars in criminal justice costs, victim costs, drug abuse related costs and lost wages.
  
- Youth Intervention Programs are successful. **Outcome highlights are:**
  - 88% of youth participants demonstrated increased decision-making skills at program completion
  - 86% of youth participants demonstrated increased conflict-resolution skills
  - 86% of youth participants developed relationships with positive, caring adults through their participation in the Youth Intervention Program.
  - 84% of youth referred for truant behavior had improved their school attendance at program completion
  - 87% of youth referred for illegal activities had no further involvement with the juvenile justice system within 6 months after program completion.



## Youth Intervention Program

Youth Intervention Programs provide counseling, education, prevention and referral services to youth who are at risk of child abuse, family violence, chemical abuse, delinquency, teen pregnancy, prostitution, truancy and running away from home. The programs work with the entire family and address such issues as shoplifting, vandalism, theft, prostitution, and arson. Youth Intervention Program providers collaborate with the schools, the juvenile justice system and other community agencies to identify and serve youth in need of assistance.

Examples of programs include:

- diversion, restitution and community service programs that aim to hold youth accountable for delinquent behavior;
- restorative justice programs that provide an opportunity for youth to repair harm that has been caused by their behavior;
- truancy and school suspension programs that provide intensive supervision to youth who are chronically truant or who are suspended from school;
- awareness classes in theft, chemical abuse, fire, vandalism, and tobacco use;
- peer counseling, mentoring and tutoring programs to provide positive support and role modeling;
- support groups that address teen parenting, managing anger, conflict resolution, self-esteem, chemical abuse and dependency;
- after-school programs that provide positive, structured activities for at-risk youth.

Between January 1, 2004 and December 31, 2004, Youth Intervention Programs:

- served over 20,400 Minnesota youth and their families;
- provided an opportunity for over 3,000 youth to perform over 46,000 hours of community service, paying restitution of approximately \$24,000;
- reduced the number of runaways;
- reduced the number of youth involved with the juvenile justice system; and
- provided for 84 percent of participants to successfully complete their programs.

Fifty-two community-based programs provide a wide array of services to youth ages 4 through 17. Twenty-nine programs operate within the metropolitan area and 23 provide services in Greater Minnesota. Each recipient of Youth Intervention Program funds must provide at least two dollars of matching funds for each dollar of state funds received.

[A summary of Youth Intervention Program participation for 2004](#) is available and individual program profiles can be found at the link below.

---

[Detailed listing of Youth Intervention Programs funded through DEED](#)

---





**Statewide Program Information**

For additional information on the Youth Intervention Program, contact:

**Kay Tracy, Director**  
 MN Department of Employment & Economic Development  
 Office of Community-Based Services  
 First National Bank Building  
 332 Minnesota Street, Suite E200  
 St. Paul, MN 55101

**Phone:** 651-296-6064  
**Fax:** 651-297-4689  
**E-Mail:**  
 Kay.Tracy@state.mn.us

**Lynn Douma, Youth Intervention Program Manager**  
 MN Department of Employment & Economic Development  
 Office of Community-Based Services  
 First National Bank Building  
 332 Minnesota Street, Suite E200  
 St. Paul, MN 55101

**Phone:** 651-297-2767  
**Fax:** 651-297-4689  
**E-Mail:**  
 Lynn.Douma@state.mn.us

**Statewide Youth Intervention Program Data--2004**

**Youth Served**

<b>Total Number of Youth Served in 2004:</b>	<b>20,416</b>
Males	54 percent
Females	46 percent
Ages 9 and Under	14 percent
Ages 10-12	15 percent
Ages 13-15	35 percent
Ages 16-17	23 percent
Ages 18 and Over	11 percent

**Primary Reason For Referral**

Delinquent Offense	16 percent
Education Problems	14 percent
Personal Problems	16 percent
Family Problems	15 percent
Status Offense	8 percent
Chemical Dependency/Use	6 percent
Other	24 percent

**Primary Source of Referral**

Schools	30 percent
Law Enforcement/Diversion	19 percent
Self-Referred	19 percent
Juvenile Courts	11 percent
Family/Guardian	9 percent
Other (Including Social Services)	10 percent

**Restitution/Community Service**

Over 3,000 Minnesota youth performed restitution or fulfilled community service obligations through Youth Intervention Program providers in 2004. Over \$24,000 in restitution was paid to crime victims by Youth Intervention Program participants and over 46,000 hours of voluntary or court-ordered community service was performed

## APPENDIX II

### The Costs of Juvenile Crime

In 1998, Vanderbilt University economist Mark A. Clark calculated the cost to American taxpayers when a young person drops out of high school to embrace a life of crime and drugs. Based on Cohen's analysis, the National Center for Juvenile Justice prepared the following "invoice":

To: American Public	<b>INVOICE</b>	
For: One Lost Youth	<b>DESCRIPTION</b>	<b>COST</b>
<b>Crime:</b>		
	Juvenile Career (4 years @ 1-4 crimes/year)	
	Victim Costs	\$62,000 - \$250,000
	Criminal Justice Costs	\$21,000 - \$84,000
	Adult Career (6 years @ 10.6 crimes/year)	
	Victim Costs	\$1,000,000
	Criminal Justice Costs	\$335,000
	Offender Productivity Loss	\$64,000
	<b>Total Crime Cost</b>	<b>\$1.5 - \$1.8 million</b>
	<b>Present Value*</b>	<b>\$1.3 - \$1.5 million</b>
<b>Drug Abuse:</b>		
	Resources Devoted to Drug Market	\$84,000 - \$168,000
	Reduced Productivity Loss	\$27,600
	Drug Treatment Costs	\$10,200
	Medical Treatment of Drug Related Illness	\$11,000
	Premature Death	\$31,800 - \$223,000
	Criminal Justice Costs associated with Drug Crimes	\$40,500
	<b>Total Drug Abuse Costs</b>	<b>\$200,000 - \$480,000</b>
	<b>Present Value*</b>	<b>\$150,000 - \$360,000</b>
<b>Costs Imposed by Highschool Dropout:</b>		
	Lost Wage Productivity	\$300,000
	Fringe Benefits	\$75,000
	Nonmarket Losses	\$95,000 - \$375,000
	<b>Total Dropout Cost</b>	<b>\$470,000 - \$750,000</b>
	<b>Present Value*</b>	<b>\$243,000 - \$388,000</b>
	<b>Total Loss</b>	<b>\$2.2 - \$3 million</b>
	<b>Present Value*</b>	<b>\$1.7 - \$2.3 million</b>

\*Present Value is the amount of money that would have to be invested today in order to cover future costs of the youth's behavior.

Source: National Center for Juvenile Justice, an adaptation of Cohen's "The Monetary Value of Saving a High-Risk Youth," Journal of Quantitative Criminology, 14(1), reprinted from Juvenile Offenders and Victims: 1999 National Report (Pittsburgh, PA: National Center for Juvenile Justice, 1999), p.82.

Invoice available at: <http://www.ncjrs.org/html/ojdp/nationalreport99/chapter3.pdf>

**Bernard H. Ridder Jr.**  
1916-2002

**Par Ridder**  
Publisher/  
President



**Art Coulson**  
Editorial Page  
Editor

**To reach us**  
Phone: 651-228-5545  
Fax: 651-228-5564

**Vicki S. Gov**  
Editor/  
Senior Vice Pre:

MINNESOTA YOUTH

## Increase funds for intervention programs

Today's prisons are full of people for whom an intervention at the right time could have made a big difference. A coalition of youth intervention programs will be asking state legislators for a modest increase in funding to step-up their practical and cost-effective prevention efforts. We believe that it would be money well-spent and a fiscally sound investment by state taxpayers.

The state can continue to expand the populations of its prisons and county jails through underfunding of youth intervention programs, or it can shore up those programs that contribute to a productive life. A Vanderbilt University study in the 1990s estimated that each youngster saved from a life of crime saves taxpayers \$1.7 million to \$2.3 million. And the Rand Corp. found that governments saved \$2 to \$4 for every dollar spent on early childhood and youth programs, even before factoring in the savings to victims and society from decreased crime.

We're been impressed with the Ramsey County All Children Excel — or ACE — program, and believe it provides some lessons for lawmakers considering funding for youth prevention programs. We like that ACE has systematically measured the success of its efforts since it began in 1999. ACE brings together a community of adults in education, social services and law enforcement to work with a child and his family after the child's arrest for a serious crime. About 60 children who have been arrested for multiple serious crimes by age 10 are in the ACE program. The program has a 65 percent success rate with children who have been in the program for more than six months.

One concern is that children who move from the county — even just down the block from the West Side to West St. Paul — are dropped from the ACE program. We'd like to see a more regional approach and better coordination of these sorts of prevention programs. The \$1.4 million in additional prevention funding requested by the Minnesota Youth Intervention Programs Association would help to fill in the gaps on the state map. Declaration of programs like ACE as state projects of regional significance for funding purposes would also help to replicate efforts that work and save taxpayers money. We as a society can pay a small amount now in intervention costs, or pay much more later.

### COMPARING COSTS

Youth intervention programs are a cost-effective way to prevent future crimes and to slow the growth in prison populations.

**Cost of youth intervention programs:** 52 cents a day per child.

**Cost of ACE program:** \$25

a day per child.

**Cost of incarceration:** \$45 a day per state inmate.

**Cost of sex offender incarceration and treatment:** \$286 a day per offender.

Source: Minnesota Youth Intervention Programs Association



Glen Stubbe/Star Tribune

Businessman Mike Tikkanen, left, said he has gained great gifts from his work with kids as a guardian ad litem in Hennepin County. He works closely with Juvenile Court Judge Herb Lefler, right.

# Investing in kids is better than investing in prisons

Businessman Mike Tikkanen takes comfort this holiday season knowing that a teenager named "Alex" is finally turning the corner after eight years of parental neglect (and beatings) and a succession of social workers and foster homes.

The boy has become less defensive and less prone to angry outbursts.

The last time Tikkanen visited him at his foster home, Alex gave him a hug, shook his hand and assured him that he was doing well.

"For the first time in seven years I was optimistic about his chances for having



On Business

Neal St. Anthony  
COLUMNIST

a normal happy life, or even staying out of the juvenile justice system," Tikkanen said. "He has had explosive behavior trouble in school and some mental health issues. But he's gotten some help, and he seems to be managing better.

"I have tried to help him discover that he is a smart and capable young man. The only thing that keeps him from leading a happy life are the lessons he needs to unlearn from his past."

**St. ANTHONY continues on D2:**  
— Tikkanen is writing a book about the bad outcomes for neglected kids.

## ST. ANTHONY from D1

### Unlike the elderly, poor kids don't have strong lobbyists

Alex, not his real name, was born to a drug-addicted, incompetent mother and placed by a judge in a foster home, only to be released to a once-imprisoned father from another state who sexually abused and beat him. The boy's injuries were discovered by a suspicious nurse in a suburban Minneapolis school when Alex was 7.

The father was prosecuted and jailed. A judge put Alex into the custody of the state.

That's where Alex met Tikkanen, one of about 250 volunteer guardians ad litem in Hennepin County Juvenile Court. They serve as court-appointed advocates for abused

and troubled kids.

Tikkanen at times has dealt with several cases and up to eight kids at once, as the ranks of volunteer guardians stretched to meet cases involving hundreds of kids.

"Mike works very, very hard on behalf of the kids on his caseload," said Hennepin County Juvenile Court Judge Herb Lefler, an eight-year veteran of juvenile court. "He cares very deeply."

Tikkanen, 53, also is the CEO and sole employee of the Minnetonka-based Packard Group, a business brokerage that once yielded Tikkanen about \$100,000 in annual in-

come. Tikkanen, who is married but has no children, was struck by his new avocation eight years ago when he heard a guardian speak to his Toastmasters group. Tikkanen stays in touch with some kids even after they've left court supervision. And he's writing a well-researched book about neglected kids and the horrible outcomes.

Suffice to say, his business income is way down.

"I thought I was a smart guy and knew some things," said Tikkanen, who grew up in northeast Minneapolis and studied business in college. "This experience has made me more fully human. That's the gift of these kids to me."

Tikkanen's yet-to-be-published book contains an interesting investment thesis: We as a society have chosen to invest a lot more heavily in a prison system in which 90 percent of the "customers" were caught up in juvenile court and failed in school, than in ensuring that every kid in need gets the support and tools to be ready and successful in school.

The slammer and related services can end up costing taxpayers \$50,000 a year per inmate.

It's a lot cheaper to nurture and educate kids when they're young.

Tikkanen notes that the elderly and their advocates were very effective as lobbyists for expanded Social Security, Medicare and other programs. Kids, particularly poor ones, have no lobby. And kids don't vote.

Meanwhile, the federal and state governments have cut back for budget reasons on day care subsidies and family social service programs targeted at needy families.

Lefler says the cops and child protection workers bring only

the worst cases to his courtroom, where he often encounters clueless parents who lack the acumen even to comfort a screaming toddler. And there are well-intentioned parents who can't care for their kids because of alcoholism or other addictions.

From his position behind the bench, Lefler sees a country that, compared with other industrialized nations, underinvests in children, only to pay a much higher price after those underachievers drop out of school.

"We need to set our policy agenda more with an eye on kids," Lefler said. "We need more Mike Tikkanens. We need more Head Start. We need more business partners [in lieu of government funding] to underwrite preschool programs.

"In Europe, they try to solve the problem at the front end with kids," Lefler said. "We tend to do

it through prison and social services later, which is expensive and not very efficient, since 60 percent of prisoners reoffend."

Tikkanen, a tireless volunteer, will show up at any Rotary, chamber of commerce or suburban church meeting with his compelling presentation.

He calls on the blessed among us to vote for kids by becoming citizen lobbyists, or by joining him as a guardian or supporter of foster families (<http://www.friendsofchildren.com>).

Or we can just help a struggling school kid as a volunteer reader, serve as a Big Brother or Big Sister, connect with a Salvation Army family-support program, write a check to a youth charity or help any way we can.

Neal St. Anthony can be reached at 612-673-7144 or [nstanthony@startribune.com](mailto:nstanthony@startribune.com).




12/4/04

# VIEW

ST. PAUL PIONEER PRESS WWW.TWINCITIES.COM

## LETTERS TO THE EDITOR

### SPOTLIGHT LETTER



PHOTOS.COM

### Helping at-risk youth would curb prison problem

Changes to sentencing guidelines, more prisoners, double-bunking, prison expansion! When are we going to see the real and much-less-expensive solution to our crime problem?

Study after study has shown that community-based early intervention youth programs provide successful, cost-effective services to at-risk youth precisely when they are at the crossroads of choosing the right path or a life of crime.

According to Vanderbilt University economist Mark Cohen, the calculated cost to American taxpayers when a single young person quits school, embraces a life of crime and drug use (a common scenario), is almost \$2 million in criminal justice costs, victim costs, drug-abuse-related costs and lost wages. Youth intervention programs cost a fraction of incarceration and studies show 90 percent of youth referred to early intervention services do not have further involvement with the law.

Minnesota could save millions of dollars each year if our communities and state committed the resources necessary to help youth when they are first showing signs of trouble.

It is time we take both a short- and long-term view of this problem by putting more financial resources into services that address early intervention efforts.

J. SCOTT BEATY  
*Mendota Heights*

## Tunir

You own the airwaves. Are you tuned into the major changes pending before the Federal Communications Commission about how they can be used?

TV and radio broadcasters use the public airwaves, and we properly allow them to be used. Sometimes, though, it seems the FCC forgets to ensure they are used in the public interest, the public interest. People have a right to know what they will get in return for their airwaves.

Last June, the FCC loosened the rules governing media ownership, which have allowed giant media companies to get even bigger. Changes would have meant a single owner could have controlled more local and national media outlets. As a result, the FCC would have let fewer companies exert more control over what you see, hear and read.

Thankfully, this summer a court set back the FCC's decision by delivering the most important decision in the history of the media democracy. It told the FCC to reconsider its decision because of a lack of analysis behind the ruling. The ruling suggests the FCC hadn't acted in the

## North shortch

In a recent editorial ("Can NWA mechanics avoid turbulence?" Dec. 7) the

Posted on Sat, Mar. 19, 2005

## More teen offenders in court

County cuts hit diversion programs

BY MARY BAUER  
Pioneer Press

When Ramsey County eliminated funding in 2003 for an effort aimed at keeping kids out of the court system, the county attorney's office did not stop referring them to the program.

For a while, the four agencies once under contract struggled to carry the load. But over time, one of the centers stopped taking cases from the county attorney's office and the other three began limiting referrals to youth in cities that fund their programs.

That means some youth who would otherwise qualify for the diversion program can't get in. They are missing out on a program that allows young first-time offenders accused of minor offenses to avoid prosecution if they complete such requirements as counseling, community service and restitution.

"With those prevention services being reduced, the fabric that keeps kids out of the correction system is just disappearing," said Frank Hosch, director of the juvenile division in the Ramsey County Community Corrections department.

No figures are yet available for 2004, Hosch said, but the fear is that more youth ended up in court.

The strain on youth diversion programs is the latest fallout of state funding cuts to cities and counties. In 2003, Ramsey County responded to funding reductions by cutting and eliminating a number of corrections contracts, including the \$300,000 it provided for youth diversion services.

The four affected agencies — one each in White Bear Lake and Shoreview and two in St. Paul — have all been forced to restrict services.

St. Paul Youth Services lost \$150,000 from the county, but the city of St. Paul continues to fund \$85,000 for youth diversion, which keeps the agency's program alive — barely.

"We have one person working with 400 kids a year," said Nancy LeTourneau, executive director.

Private fund-raising has helped, she said, but if St. Paul cuts its share, the program dies, she said.

Diversion programs have been a staple of juvenile corrections systems since the 1970s, when cities sought ways to more effectively deal with young offenders and keep them out of the court system.

"The fact is, we are actually going to make a much bigger deal out of their offense than the courts would have," said Julie Williams, director of White Bear Lake Area Community Counseling Center.

Diversion programs typically include some counseling with a parent, behavior modification classes, restitution and community service. Williams said at her center, only about 10 percent of diversion clients re-offend.

From a practical standpoint, diversion keeps courts from being clogged with petty offenses, such as shoplifting or vandalism, said Kate Richtman, Ramsey County's managing attorney for juvenile prosecution.

Figures from the four agencies in Ramsey County indicate they served between 1,400 and 1,500 youths in their diversion programs in 2004. In addition, several hundred youths completed less formal diversion directly through county juvenile corrections, Hosch said. Together, the programs kept more than 2,000 juvenile cases out of Ramsey County courts.

Funding for the bulk of diversion programs comes now from cities, and agency officials say they're forced to direct

services to the funding sources. Six cities finance the White Bear Lake diversion program, and nine cities fund the program at Northwest Youth and Family Services in Shoreview.

Both take referrals from the county attorney's office, with restrictions. White Bear Lake takes youth who committed the offense in one of its funding cities or who live there. Northwest diversion clients must live in one of its cities.

The Children's Home Society and Family Services in St. Paul stopped taking diversion referrals from the county attorney's office last year, even if the youth live in the two cities that fund their program, North St. Paul and Maplewood. It takes direct referrals from police in those cities.

The program had accepted about 30 kids from the county attorney's office by the middle of 2004, when it stopped those referrals, said program director Lory Perryman.

Such restrictions have created holes in the system. Some youth detained by the county sheriff's department are out of luck, as are some youths who are arrested in one city but live in another.

Diversion agencies say they have little choice. They've already trimmed services and staff or added fees. The Shoreview agency charges \$50 for diversion cases and trimmed the amount of time counselors spend with each client, said executive director Kay Andrews.

St. Paul Youth Services has had to end its initial family counseling meeting for teens over age 14, directing older kids directly into classes and groups.

But such sessions are often key to the root problem, LeTourneau said. She remembers a 16-year-old arrested for theft who had dropped out of school. Counselors discovered his mother had lost her job and that he was stealing to boost the family's income.

Staff got him back in school, LeTorneau said, and based on his interests assigned him to community work at a nursing home, where he later got a job. That teen wouldn't get that kind of help today, she said.

"We have cut back on what we offer drastically," she said, "but we're still squeaking by on what we offer those kids."

Counseling officials said the loss of county money wouldn't have been so devastating if it weren't part of a host of cuts from local, state and federal sources. That spells more kids in trouble of some kind, Andrews said

"There are going to be a lot of kids in our communities who will be hurting, and that will be reflected in their behavior," she said. "And it's not their fault."

*Mary Bauer can be reached at [mbauer@pioneerpress.com](mailto:mbauer@pioneerpress.com).*

# Give a young person a chance

When I first met my roommate at American University in Washington, D.C., in the fall of 1977, I knew we'd hit it off. Tom was a great guy, who, as my roommate, obviously was a big part in my years at AU. But it was his father who had a lasting impact on me. The Honorable Fred B. Ugast, now retired, was chief judge of the Superior Court of Washington, D.C. One of the advantages of attending AU is the opportunity to participate in the activities of our nation's capital. Judge Ugast played a significant role in my experience and understanding of the world inside the Beltway. In the process, he taught me the importance of unwavering integrity and using a team approach to tackle problems. The uncommon wisdom he gained from the bench and shared with me has guided my own philosophy on business values.

As chair of the Minnesota Business Partnership's youth mentoring initiative, I want to take this opportunity to highlight the vital role that mentors played in the lives of a few business leaders and encourage Minnesota's business community to actively support youth mentoring.

For many of us, our parents served as mentors and role models. Janet Dolan, president and CEO of Tennant Co. and chair of the Business Partnership, says her father was her greatest mentor: "He encouraged me to aim high and live every day to the fullest. He was a great reader, a deep thinker and the wisest



## Guest Opinion

James Andersen

person I ever knew." Unfortunately, too many young people don't have that kind of relationship with their parents. In the Twin Cities alone, 180,000 kids are growing up in single-parent households. Such was the case for Al Annexstad, chairman, president and CEO of Federated Insurance Cos. "I remember well what it was like to grow up without a father. While I will cherish the memories of my loving mother, I will likewise never forget the caring guidance of coach Gus Young and his lovely wife Evelyn, who took me under their wings as a child. Their kindness and love has left a lasting imprint upon me, and to this day guides me as I try to make a difference in the lives of Minnesota's kids."

Most of the time, mentoring isn't a formal relationship between an adult and a child. Often, it's an extension of an existing relationship. John Stanoch, Minnesota president of Qwest Communications, said Ruben Haugen, his clarinet teacher, "went above and beyond our formal lesson time to expand my knowledge and appreciation of the arts and engage in discussions regarding politics, current events and sports. He took an interest in me as an individual, encouraged me to look at learning as a lifelong process and gave me confi-

dence in my ability to succeed."

In Minnesota, there are an estimated 450,000 "at risk" young people between the ages of 5 and 18. These are kids from all income levels in every community across the state who are "at risk" of making some bad choices because they don't have an adult to turn to. That might mean drug or alcohol abuse, falling behind in school, dropping out, and struggling to make ends meet for the rest of their lives.

Mentors don't have to be superstars. They don't need all the answers or have to impart the wisdom of the ages. Mentors are adults who take an interest in young people. Spend time with them. Encourage them. It doesn't take much time. But it does make a difference. Research shows young people with mentors are more likely to stay in school and stay out of trouble. They're more likely to be optimistic about the future and become good employees, parents and neighbors.

Mentoring takes many different forms, from traditional one-to-one relationships to e-mentoring. To learn more about how you or your company can get involved in mentoring, visit [www.mentoringworks.org](http://www.mentoringworks.org). Give it — and a young person — a chance.

**James N. Andersen** is president and CEO of IWCO Direct, a Chanhassen provider of integrated direct mail services, and chair of the Minnesota Business Partnership's MBP Connections initiative, a collaboration with the Mentoring Partnership of Minnesota to promote youth mentoring among Minnesota's business leaders. He can be reached at (952) 470-6405.

Columns by editors, staff writers and syndicated columnists, letters to the editor and editorial cartoons do not necessarily represent the opinion of *The Business Journal*. The opinions expressed are those of the individual writer or artist.



CITY OF SAINT PAUL

*Randy Kelly, Mayor*

367 Grove Street

Saint Paul, Minnesota 55101

Telephone: 651-291-1111

Facsimile: 651-266-5711

March 14, 2005

J. Scott Beatty  
Youth Intervention Programs Association  
800 Havenview Court  
Mendota Heights, Minnesota 55120

Dear Scott:

I am writing today in support of the Youth Intervention Programs in the State of Minnesota. Youth intervention is one of our most powerful crime prevention tools. When someone helps a child who has begun to act inappropriately to change their ways and remain law abiding, an entire lifetime of criminal activity has been avoided. Just think of how many potential victims remain safe because of this type of intervention.


I can tell you from my police experience that when one or two teenagers commit some property crimes in a neighborhood, it affects not only those victimized but those who hear about the crimes and feel vulnerable. Every time a youth intervention program intervenes in this process, we have less victims and the residents of our neighborhoods feel safer.

Helping our children become productive members of our society is the right public policy for Minnesota. In fact, it is a much less expensive approach than the costs of housing them in correctional facilities as adults. The Youth Intervention Programs are an essential part of this important public policy.

Why do I support youth intervention programs? Simply put; they are most cost effective, they contribute to reducing crime rates and victimization in my city and across the State of Minnesota and perhaps, most importantly, it is the right thing to do for our children and families.

I hope you are successful in continuing and expanding these important services.

Sincerely,



John M. Harrington  
CHIEF OF POLICE

JMH:cy



OFFICE OF DAKOTA COUNTY ATTORNEY  
**JAMES C. BACKSTROM**  
COUNTY ATTORNEY



Dakota County Judicial Center  
1560 Highway 55  
Hastings, Minnesota 55033-2392  
Phillip D. Prokopowicz, Chief Deputy  
Karen A. Schaffer, First Assistant  
Monica Jensen, Community Relations Director

Telephone  
(651) 438-4438  
FAX: (651) 438-4479 (Civil Division)  
FAX: (651) 438-4500 (Criminal Division)  
FAX: (651) 438-4499 (Juvenile/Admin Division)  
E-mail: attorney@co.dakota.mn.us

March 22, 2005

To: Members of the Senate Committee

I write to urge increased funding for the Youth Intervention Program (YIP). I have long believed that the single most important thing we can do to reduce violence and crime in our communities is to invest time, resources and energy in our nation's children. By reaching out to at-risk children, many of whom have already committed crimes, the YIP is doing just that. YIP provides services to thousands of at-risk youth every year through a variety of programs such as Big Brothers/Big Sisters, Youth Service Bureaus, diversion and other youth intervention projects. These programs clearly make a difference. Not only are youth held accountable for their actions, they learn new skills, develop positive relationships with mentoring adults, and develop respect for our laws and for each other. Since receiving initial funding, YIP has had a significant impact, and even with cuts to YIP funding during 2004, the program still managed to work with 20,400 youth with a recidivism rate of only 11%. This means their success rate in rehabilitating troubled youth is 89%, which signifies, in my opinion, a high degree of success.

YIP needs your continued funding and support. With proven success as noted above, such support is clearly warranted. It is also important to keep in mind that the YIP requires the grantees who they contract with to provide these important services to at risk youth to obtain \$2 in community funding for every \$1 they receive from the state, so the state's investment provides incentive for private investors as well. YIP's funding is currently given out to 52 grantees and not only would the funding increases sought help the current grantees to recover the funding lost (27%) during the difficult budget decreases you faced in the last biennium, it would also allow for the expansion of the program into additional communities that currently don't have a Youth Intervention Program. As a professional working in the field of criminal justice for over 18 years, I can tell you that youth intervention programs make a significant difference in the safety and well-being of our state. Expenditures in this area are investments in our future and need to make a priority.

Prevention of juvenile crime has long been a priority for me as the Dakota County Attorney. I also am a strong believer in effective and appropriate early intervention efforts outside of the criminal process when youth become involved in committing low level and non-violent criminal offenses. I have developed many such programs in this community and I strongly support the efforts of others in this area, such as the initiatives of the Youth Intervention Programs Association. We need more public/private partnerships like the YIP, and I strongly encourage you to make funding for the YIP a priority. Thank you for your consideration.

Very truly yours,

James C. Backstrom  
Dakota County Attorney

Criminal Division  
Scott A. Hersey, Head

Victim/Witness Coordinator  
Patricia Ronken

Juvenile and Protective Services Division  
Donald E. Bruce, Head

Office Manager  
Norma J. Zabel

Civil Division  
Jay R. Stassen, Head

Child Support Enforcement Division  
Sandra M. Torgerson, Head



Senators Langseth; Marty; Stumpf; Johnson, D.E. and Pariseau introduced--  
S.F. No. 1241: Referred to the Committee on Finance.

1  
2  
3  
4  
5  
6  
7  
8  
9  
10  
11  
12  
13

A bill for an act

relating to appropriations; appropriating money for a  
high-resolution digital elevation and flood plain  
management mapping pilot project.

BE IT ENACTED BY THE LEGISLATURE OF THE STATE OF MINNESOTA:

Section 1. [DIGITAL ELEVATION AND FLOOD PLAIN MAPPING.]

\$..... is appropriated in fiscal year 2006 from the  
general fund to the commissioner of natural resources to develop  
and implement a high-resolution digital elevation and flood  
plain management mapping pilot project for Anoka, Benton,  
Carver, Chisago, Clay, Crow Wing, Hennepin, Isanti, Kittson,  
Marshall, Mille Lacs, Morrison, Norman, Polk, Rice, Sherburne,  
Stearns, Traverse, Wilkin, and Wright Counties.

# FEMA's Map Modernization Program

## Budgeted for Minnesota

March 16, 2005




FY 2003	\$0.500 million	spent
FY 2004	\$1.696 million	spent
FY 2005	\$2.965 million	allocated
	Subtotal \$5.161 million	
FY 2006	\$3.394 million	projected
FY 2007	\$3.420 million	projected
FY 2008	\$3.490 million	projected
Grand total	\$15.465 million	spent and projected

Obi Sium  
DNR Waters  
651-296-0444



# What is DEM?

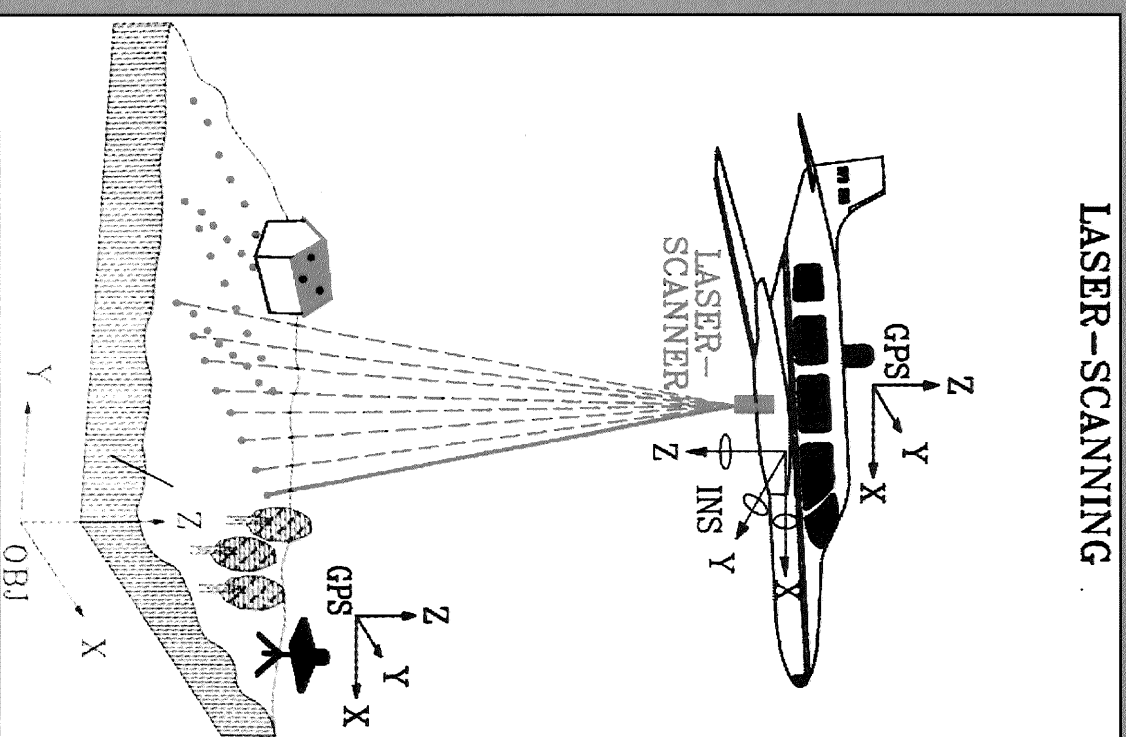
- Digital Elevation Model
- Geographic Information System Model that gives elevations on a grid





# LIDAR Technology DEM

- Light Detection And Ranging (LIDAR)
- Uses lasers to emit light pulses that strike the ground & reflect back to airborne sensor
- Precise altitude & position of aircraft known
- Elevation of surface points determined based on time for pulse to return to sensor



Senators Dille, Hann, Vickerman, Kubly and Sams introduced--  
S.F. No. 1413: Referred to the Committee on Finance.

1  
2  
3  
4  
5  
6  
7  
8  
9  
10  
11  
12

A bill for an act

relating to agriculture; appropriating money for the  
Veterinary Diagnostic Laboratory.

BE IT ENACTED BY THE LEGISLATURE OF THE STATE OF MINNESOTA:

Section 1. [VETERINARY DIAGNOSTIC LABORATORY;  
APPROPRIATION.]

\$2,350,000 in fiscal year 2006 is appropriated from the  
general fund to the board of animal health for a grant to the  
Veterinary Diagnostic Laboratory at the University of Minnesota  
to expand animal disease surveillance and to protect animal  
agriculture and public health. This appropriation is available  
until June 30, 2007.

## **\$2.35 Million Funding to Support the University of Minnesota Veterinary Diagnostic Laboratory**

The Minnesota Pork Board is requesting \$2.35 million for the University of Minnesota Veterinary Diagnostic Laboratory to expand animal disease surveillance and to protect animal agriculture and public health. Increased animal diagnostic funding is vitally important to protect Minnesota's \$6 billion animal industry from emerging and foreign animal diseases. The funding is essential to accommodate testing for Mad Cow Disease, Johne's disease and mastitis in cattle; PRRS virus and other respiratory diseases in swine; and influenza virus ("bird flu") and avian pneumovirus in poultry. This strategic investment will be returned to Minnesotans many times over by protecting livestock and poultry from devastating pathogens that might be accidentally or intentionally introduced into livestock populations and by maximizing Minnesota's agricultural productivity and international competitiveness.

### **Reasons for the Request:**

- The need for laboratory services continues to increase because of increased disease threats.
  - The number of tests has more than doubled from 429,559 in 1993 to > 1.1 million tests in 2004.
- The laboratory funding has remained static and well below peer institutions for the past 10 years.
  - 1994 State Special Funding - \$1,799,482
  - 2004 State Special Funding - \$1,796,378
- The University of Minnesota's need to fund indirect costs of laboratory operations by assessing an "Institutional Revenue Sharing (IRS)" fee against laboratory revenue.
  - **Annual Increases in University IRS Rate**
    - FY1999 - 1.00%
    - FY2000 - 2.25%
    - FY2001 - 3.25%
    - FY2002 - 3.75%
    - FY2003 - 6.35%
    - FY2004 - 8.50% *\$750,000*
  - **Total Assessment since FY2001 - \$2,645,376**
  - **The IRS fees are exhausting laboratory resources required for infrastructure investment.**
- The laboratory mission has changed from reporting diseases to providing an early warning of animal disease threats by providing "real time" diagnostic testing.

### **Funding use:**

- **Environmental and Employee Safety** - Biohazardous waste containment to protect laboratory employees and to prevent pathogen escape to the environment- \$350,000.
- **Emergency Preparedness** - Expansion of laboratory methods, equipment and personnel to meet the testing surge associated with disease outbreaks and to provide for "just in time" animal health monitoring - \$400,000.

- **Enhanced Productivity** – Connect the University of Minnesota Veterinary Diagnostic Laboratory information system to animal production databases throughout greater MN, i.e. virtually move the laboratory into every MN barn. Automate laboratory testing to further improve productivity - \$450,000.
- **Expanded Research and Development** – Develop accurate, fast and low cost, molecular diagnostic tests to combat emerging diseases and potential agro-terrorism agents and maximize financial competitiveness - \$400,000.
- **University Facilities Support** – Fund the University of Minnesota IRS fee for indirect cost recovery to operate the laboratory - \$750,000.

- **Outcomes:**

- Enhanced protection of Minnesota's animal agriculture economy from devastating livestock diseases.
- Potential to reduced economic damage caused by disease outbreaks.
- Faster communication by providing real time access to laboratory results 24/7 throughout greater Minnesota.
- Prepared for the testing surge that accompanies emerging and foreign animal disease outbreaks.
- Protection of public health and animal agriculture by enhancing the secure handling of animal and human pathogens.
- Improvement of animal well being will reduce the need for antibiotic use in livestock.
- Assurance that laboratory accreditation status is maintained to protect interstate and international agricultural commerce.

**Background:**

The University of Minnesota Veterinary Diagnostic Laboratory protects and promotes animal and human health through early detection and monitoring of animal diseases, develops new diagnostic methods, and trains veterinarians and graduate students. It is part of the College of Veterinary Medicine and serves as the state's only full service, accredited diagnostic facility for animal health and disease. As the official laboratory of the Minnesota Board of Animal Health, the laboratory supports the state's animal disease control and eradication programs. The Veterinary Diagnostic Laboratory is the only laboratory in Minnesota that will "drop everything" to respond to a foreign animal disease or emerging disease threat.

The University of Minnesota Veterinary Diagnostic Laboratory is among the finest laboratory systems in the US with excellent facilities, "world class" faculty and staff, and excellent working relationships with Minnesota Board of Animal Health, Minnesota Department of Agriculture, Minnesota Department of Health, United States Department of Agriculture, Minnesota Department of Natural Resources, and many other organizations. It is the first and only veterinary laboratory to be selected as a full member of the Centers for Disease Control's Laboratory Response Network.

The funding project is consistent with the University of Minnesota initiatives in biotechnology and healthy foods-healthy lives.

Senator Kleis introduced--

S.F. No. 701: Referred to the Committee on Finance.

1 A bill for an act

2 relating to capital investment; modifying the grant  
3 recipient of an appropriation for St. Cloud Paramount  
4 Theater to provide for the city to own the facility;  
5 amending Laws 1998, chapter 404, section 23,  
6 subdivision 17, as amended.

7 BE IT ENACTED BY THE LEGISLATURE OF THE STATE OF MINNESOTA:

8 Section 1. Laws 1998, chapter 404, section 23, subdivision  
9 17, as amended by Laws 1999, chapter 20, section 1, is amended

10 to read:

11 Subd. 17. Paramount Arts District  
12 Regional Arts Center 750,000

13 (a) To the commissioner of  
14 administration for a grant to the city  
15 of St. Cloud Housing-and-Redevelopment  
16 Authority to construct, furnish, and  
17 equip the Paramount Arts District  
18 Regional Arts Center, subject to  
19 Minnesota Statutes, section 16A.695.  
20 This appropriation is not available  
21 until the commissioner has determined  
22 that the necessary additional financing  
23 to complete at least a \$5,400,000  
24 project has been committed by nonstate  
25 sources.

26 (b) The Housing and Redevelopment  
27 Authority must effect the transfer as  
28 otherwise required or permitted by  
29 law. Once the transfer is effected,  
30 the city is the successor to the  
31 Housing and Redevelopment Authority for  
32 the purposes of the grant and Minnesota  
33 Statutes, section 16A.695.

34 [EFFECTIVE DATE.] This section is effective the day  
35 following final enactment.



1 To: Senator Cohen, Chair

2 Committee on Finance

3 Senator Sams,


4 Chair of the Environment, Agriculture and Economic  
5 Development Budget Division, to which was referred

6 S.F. No. 701: A bill for an act relating to capital  
7 investment; modifying the grant recipient of an appropriation  
8 for St. Cloud Paramount Theater to provide for the city to own  
9 the facility; amending Laws 1998, chapter 404, section 23,  
10 subdivision 17, as amended.

11 Reports the same back with the recommendation that the bill  
12 do pass and be referred to the full committee.

13

14

15 .....  
16 (Division Chair)

17  
18 March 22, 2005.....  
19 (Date of Division action)