

Show Us the Stimulus:

An Evaluation of State Government Recovery Act Websites

A Report by Good Jobs First

Mike Dean
Common Cause Minnesota



“We are asking the American people to trust their government with an unprecedented level of funding to address the economic emergency. In return, we must prove to them that their dollars are being invested in initiatives and strategies that make a difference in their communities and across the country.”

» President Barack Obama, Feb. 18, 2009



“Taxpayers are paying the bills and they should have the ability to easily look at the state’s checkbook. I encourage citizens to use this website to become watchdogs and help us make government more efficient and effective.

» Governor Tim Pawlenty, March 26, 2009



Good Jobs First's Report: *Show Us The Stimulus*


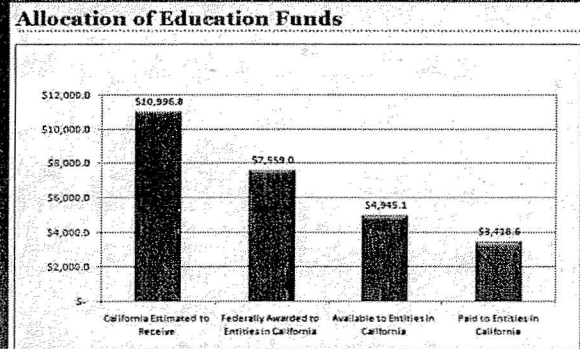
Considers the how effectively the 50 state-maintained, Recovery Act websites provide info about:

- Categories of stimulus spending;
- Distribution of that spending in different parts of the state; and
- Specific projects being carried out by private contractors, including their employment impact.



Did the website show...


- Allocated spending totals by broad categories and specific programs;
- Distributions of spending among the state's counties (or other geography);



Did the website show...

- Descriptions of specific spending projects and the contracts associated with them;
- Contract details, including dollar amounts, the name of the contractor and the text of the contract;

Summary	
Document Number: 604521R	Issued By: Massachusetts Highway Department / Massachusetts Highw
Summary Rules Issued By Terms & Conditions Vendor Info Updates Other Information	
Document Title: BARNSTABLE - FAP# ERP-001S(922)X Resurfacing and P	
Document Status: ACTIVE	
Estimated Value (US\$): 2,534,032.70	Estimated Units: Not Available
Start Date: 07/02/2009 12:00AM	End Date: 04/23/2011 11:59PM
Max End Date: 04/23/2011 11:59PM	
Comm-PASS Category: Construction-Heavy-Highway (Horizontal) / PROJECTS-III	
Procurement Type: Restricted To Use By Issuing Entity Only	Applicable Procurement Law: MGL c. 30, § 39M
Statewide Contract: No	Contains F
Contains MBE/WBE/DBE/VBE: Yes	Contains Pr
Search Key Words: ARRA, Federal Stimulus, Transportation	
Description: A Contract has been awarded to the low bidder, Lawrence	
ERP-001S(922)X: Resurfacing and Related Work on a Sec	
Related Solicitation Number: 604521R	



Did the website show...

- Data on the jobs created or retained by the project; and
- The status of the project (portion completed and expected duration).

Single Construction Season Projects			
Active Project	WSDOT Recovery Act Projects	Total Funding	Estimated Impact: Direct, Indirect, & Induced Jobs
	SR 155/Omak Eastward - 2009 Seal - Stage 2	\$1,031,087	11
	SR 262/Potholes Reservoir Area - 2009 Seal - Stage 2	\$1,258,469	13
	SR 243/Mattawa Vic - 2009 Seal - Stage 2	\$1,495,176	15

Contract Number: 60H14
Execution Date: 6/26/2009
Percent Complete: 16
Contract Completion Date:
Plus Working Days:
Number of Days: 45
Contract Duration Type: Working days
Resident Engineer's Estimated Completion Date: 10/15/2009
Start Date: 8/3/2009
Physical Work Complete Date: Not Completed



How Minnesota Stacked Up

**** Scored 15 out of a 100 ****

- Ranked 34th compared to other states.
- Wisconsin 8th, North Dakota 28th, South Dakota 34th, Iowa 34th.







What the Site Does Well


- Show the amount of ARRA money allocated by program category
- Lists some agency data on the website

Where is the money going?

Expected MN ARRA
Spending by Major Category

 »	\$56,718,000	
 »	\$321,906,000	

Click to see how
\$4.7 Billion
will help

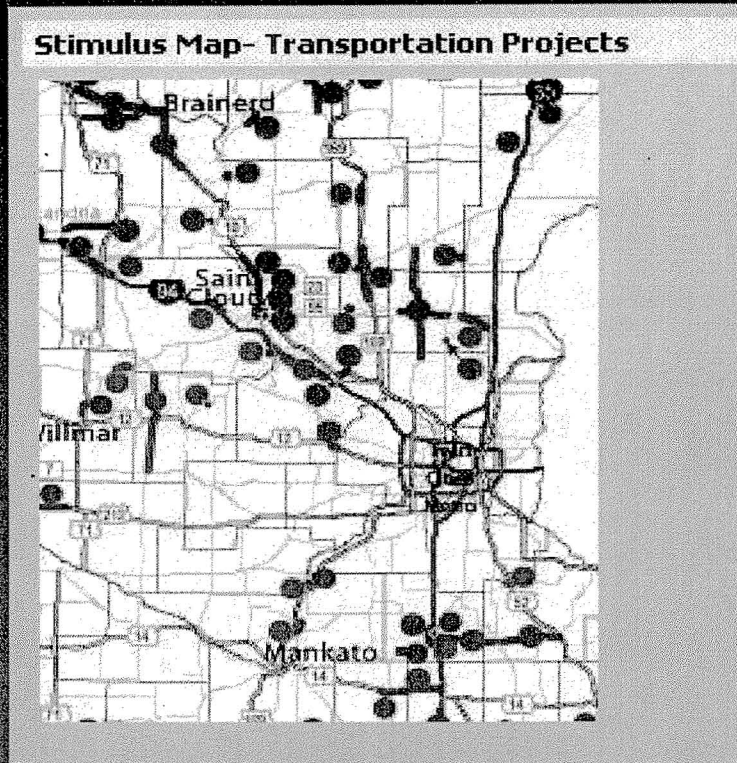
Minnesotans 

 » \$4,721,733,000



Some Improvements

- Added maps of where the transportation projects are located (But not other funding categories)



If re-scored...

**** Still 15 out of a 100 ****



Recommendations

The state's ARRA website should include information about:

1. The amount of money distributed to each county in the state and break it down by funding category.
2. Show the amount of money each county received compared to the unemployment data in that county.
3. Map all the projects that receive funding.
4. List all the contractors receiving money, include the amount received, and the contract or RFP text.



Recommendations

5. Show the projected or actual jobs data for each individual project that is funded including wage data.
6. Show the data on duration of project and portion completed so far.
7. List all project data clearly on state ARRA website.
8. Update project data every month to show progress.
9. Conduct annual audits to fact-check.



Totals displayed by category (CA)

The screenshot shows a web browser window with the URL <http://www.recovery.ca.gov/MPIL/InvestmentCategory/EducationalEducation.stm>. The page features a map of California titled "California Education Stimulus Map" and a bar chart titled "Allocation of Education Funds".

Allocation of Education Funds

Category	Amount
California Estimated to Receive	\$10,596.8
Federally Awarded to Entities in California	\$7,519.0
Available to Entities in California	\$4,915.1
Paid to Entities in California	\$3,418.6

The bar chart shows a decreasing trend in the amount of funds available and paid to entities in California. The y-axis ranges from \$0 to \$12,000.0 in increments of \$2,000.0.

Latest News

- Schools Receive First Allocation of \$7.66 Billion in Fiscal Stabilization Funds (05/09/2009)
- Gov. Schwarzenegger Announces Education Recovery Act Funding Available to California Schools (04/18/2009)
- California is the First State in Nation to Receive Education Recovery Act Dollars (04/17/2009)
- Governor's Action Makes California Among First in the Nation to Tap into Recovery Education Funds (04/09/2009)
- Government Pushes For Expedited Release of \$1.2 Billion in Recovery Act Education Funds (04/08/2009)
- U.S. Treasury Releases Guidance on Recovery Act-Created Build America Bonds and School Bonds (04/03/2009)
- The U.S. Department of Education Today Announced Guidelines For 244 Billion in Recovery Act Funds For Education Reform and Teaching Jobs (04/01/2009)

Related Documents

- CSF Initial Application - 7/4/09



Allocations Compared to Need (WA)

Washington State Department of Transportation
[Home](#) | [Employment](#) | [Good To Be!](#) | [Contact WSDOT](#) | [WSDOT Home](#)

Traffic & Roads | **Projects** | Business | Environment | Maps & Data

Search **Washington Jobs Now Project Map** text size: T T T

More Information
 American Recovery and Reinvestment Act Project List
 Comments or questions?
 Project Map

WASHINGTON JOBS NOW
 American Recovery and Reinvestment Act

Counties Most Impacted by Recession
 To meet the criteria of "most impacted" by the recession, a county must rank in the top quarter of counties in the state for increase in net unemployment and decrease in net retail sales.
 Both Cowlitz and Clark met the federal definition of "economically distressed" and were also among the counties most impacted by recession.
 Analysis represents change from 12/07 - 12/08

Base Layer
 Google Streets
 Virtual Earth Roads

Overlays
 Counties Economically Distressed
 Counties Most Impacted by Recession
 Projects
 Advertised for Bids
 Contract Awarded / Under Construction
 Operationally Complete

Map data ©2009 Tele Atlas. Terms

Projects | Advertised for Bids | Contract Awarded / Under Construction | Operationally Complete

Last revised on August 20, 2009.

[Traffic & Roads](#) | [Search](#) | [Contact WSDOT](#) | [WSDOT Business](#) | [Privacy Policy](#)

Copyright WSDOT © 2009



Easy to Understand Format (CA)

Microsoft Excel - CA - FY09 1505 July 2009 State (Read Only)

This collection of information is voluntary and will be used to determine eligibility of project for possible Federal funding. Public reporting burden is estimated to average 1 hour per response, including the time for reviewing instructions searching existing data sources, gathering the required data, reviewing existing data collection, providing the requested information, and reviewing the collection of information for accuracy, completeness, and usefulness. Send comments regarding this burden estimate or any aspect of this collection of information, including suggestions for reducing this burden to: Information Collection Clearance Officer, Federal Highway Administration, 1200 New Jersey Ave SE, Washington, DC 20590

MONTHLY RECIPIENT PROJECT STATUS REPORT AMERICAN RECOVERY AND REINVESTMENT ACT

7/1/2009

1. State: CA
2. County: California

8. Report Month (mm/yyyy)	9. State Project Number or Identification Number	10. Contract Number	11. Contracting Agency	12. Federal Aid Project Number	13. Advertisement Date (mm/yyyy)	14. Award Date (mm/yyyy)	15. Notice to Proceed Date (mm/yyyy)	16. CONTRACT AMOUNT		17. DOE Goal (Percent)	18. DOE Commitment (Percent)	19. DOE Actual Payments (\$)
								10. R.A. Funds (\$)	11. Total Funds (\$)			
07/2009	0100000000	0100000000	State	0000-000	04/06/2009	09/28/2009	08/28/2009	3327000	3327000	4.00%	0.00%	0.00
07/2009	0100000000	0100000000	State	0000-000	04/06/2009	09/28/2009	08/28/2009	3175000	3175000	4.00%	0.00%	0.00
07/2009	0100000000	0100000000	State	0000-000	04/06/2009	09/28/2009	08/28/2009	1437500	1437500	4.00%	2.46%	0.00
07/2009	0100000000	0100000000	State	0000-000	04/06/2009	09/28/2009	08/28/2009	1720400	1720400	6.00%	0.23%	0.00
07/2009	0100000000	0100000000	State	0000-000	04/06/2009	09/28/2009	08/28/2009	1842350	1842350	5.00%	8.65%	0.00
07/2009	0100000000	0100000000	State	0000-000	04/06/2009	09/28/2009	08/28/2009	39723189	40025500	4.00%	5.16%	0.00
07/2009	0100000000	0100000000	State	0000-000	04/06/2009	09/28/2009	08/28/2009	2787430	2787430	6.00%	5.33%	0.00
07/2009	0100000000	0100000000	State	0000-000	04/06/2009	09/28/2009	08/28/2009	27345480	27501368	6.00%	6.00%	0.00
07/2009	0100000000	0100000000	State	0000-000	04/06/2009	09/28/2009	08/28/2009	9220100	9220100	6.00%	0.25%	0.00
07/2009	0100000000	0100000000	State	0000-000	04/06/2009	09/28/2009	08/28/2009	16319030	16349030	6.00%	0.47%	0.00
07/2009	0100000000	0100000000	State	0000-000	04/06/2009	09/28/2009	08/28/2009	10364350	10364350	4.00%	4.31%	0.00
07/2009	0100000000	0100000000	State	0000-000	04/06/2009	09/28/2009	08/28/2009	8016500	8016500	6.00%	1.00%	0.00
07/2009	0100000000	0100000000	State	0000-000	04/06/2009	09/28/2009	08/28/2009	1427150	1427150	4.00%	2.74%	0.00
07/2009	0100000000	0100000000	State	0000-000	04/06/2009	09/28/2009	08/28/2009	2138900	2138900	4.00%	14.10%	0.00
07/2009	0100000000	0100000000	State	0000-000	04/06/2009	09/28/2009	08/28/2009	6354430	6575690	0.00%	1.50%	0.00
07/2009	0100000000	0100000000	State	0000-000	04/06/2009	09/28/2009	08/28/2009	2495500	2495500	4.00%	0.00%	0.00
07/2009	0100000000	0100000000	State	0000-000	04/06/2009	09/28/2009	08/28/2009	9400404	9400404	4.00%	0.30%	0.00
07/2009	0100000000	0100000000	State	0000-000	04/06/2009	09/28/2009	08/28/2009	575000	575000	4.00%	4.10%	0.00
07/2009	0100000000	0100000000	State	0000-000	04/06/2009	09/28/2009	08/28/2009	2716290	2716290	4.00%	4.30%	0.00
07/2009	0100000000	0100000000	State	0000-000	04/06/2009	09/28/2009	08/28/2009	600000	600000	6.00%	11.10%	0.00
07/2009	0100000000	0100000000	State	0000-000	04/06/2009	09/28/2009	08/28/2009	1610000	1610000	4.00%	7.80%	0.00
07/2009	0100000000	0100000000	State	0000-000	04/06/2009	09/28/2009	08/28/2009	2100000	2100000	0.00%	0.00%	0.00
07/2009	0100000000	0100000000	State	0000-000	04/06/2009	09/28/2009	08/28/2009	1500000	1500000	2.00%	0.82%	0.00
07/2009	0100000000	0100000000	State	0000-000	04/06/2009	09/28/2009	08/28/2009	192367000	337007540	3.00%	0.00%	0.00
07/2009	0100000000	0100000000	State	0000-000	04/06/2009	09/28/2009	08/28/2009	19570134	19570134	6.00%	1.22%	0.00
07/2009	0100000000	0100000000	State	0000-000	04/06/2009	09/28/2009	08/28/2009	8694210	8694210	4.00%	4.10%	0.00
07/2009	0100000000	0100000000	State	0000-000	04/06/2009	09/28/2009	08/28/2009	7487260	7487260	0.00%	0.00%	0.00
07/2009	0100000000	0100000000	State	0000-000	04/06/2009	09/28/2009	08/28/2009	1072022	1072022	3.00%	1.90%	0.00
07/2009	0100000000	0100000000	State	0000-000	04/06/2009	09/28/2009	08/28/2009	1051959	1051959	4.00%	4.04%	0.00
07/2009	0100000000	0100000000	State	0000-000	04/06/2009	09/28/2009	08/28/2009	5126627	5126627	4.00%	0.20%	0.00
07/2009	0100000000	0100000000	State	0000-000	04/06/2009	09/28/2009	08/28/2009	3931487	3931487	4.00%	9.70%	0.00
07/2009	0100000000	0100000000	State	0000-000	04/06/2009	09/28/2009	08/28/2009	1519810	1519810	4.00%	16.07%	0.00
07/2009	0100000000	0100000000	State	0000-000	04/06/2009	09/28/2009	08/28/2009	1056261	1056261	7.00%	0.00%	0.00
07/2009	0100000000	0100000000	State	0000-000	04/06/2009	09/28/2009	08/28/2009	1067415	1067415	4.00%	7.38%	0.00
07/2009	0100000000	0100000000	State	0000-000	04/06/2009	09/28/2009	08/28/2009	12231775	12231775	4.00%	0.17%	0.00
07/2009	0100000000	0100000000	State	0000-000	04/06/2009	09/28/2009	08/28/2009	4454531	4454531	4.00%	4.65%	0.00
07/2009	0100000000	0100000000	State	0000-000	04/06/2009	09/28/2009	08/28/2009	1589750	1589750	12.00%	0.00%	0.00
07/2009	0100000000	0100000000	State	0000-000	04/06/2009	09/28/2009	08/28/2009	2901450	2901450	13.00%	0.00%	0.00




Downloadable Data (CA)

The screenshot shows a web browser window displaying the Caltrans Economic Recovery and Reinvestment Site. The page title is "ARRA 1585 Reports - July 2009". Under the heading "MONTHLY RECOVERY ACT REPORTING", there is a list of reports:

- Statewide - July 2009
- Local Dist 1 - July 2009
- Local Dist 7 - July 2009
- Local Dist 12 - July 2009

A file download dialog box is open, showing the file "CA_FHWA-1585_July_2009_State.xls" with a file size of 10 KB. The dialog box asks "What should Firefox do with this file?" and offers options to "Open with Microsoft Excel 2007" or "Save file".



Map All Projects (CA & MD)

Search

Select County
Select City
Select Zip Code
Select Assembly District
Select Senate District
Select Congressional District
Reset

Project Types

- Education
- Energy
- Health and Human Services
- Housing
- Labor
- Other
- Public Safety
- Science and Technology
- Transportation
- Water and Environment

[Export Data to .csv File](#)

Map Satellite Hybrid

Map data ©2009 Tele Atlas Oceanside



Contractor Information (MA & ME)

CONTRACT AGREEMENT, OFFER & AWARD

AGREEMENT made on the date last signed below, by and between the State of Maine, acting through and by its Department of Transportation (Department), an agency of state government with its principal place of business at the State Capitol Building, 100 State Street, Portland, Maine 04102, and **Pike Industries**, a corporation or other entity with its principal place of business at [redacted]

The Department and the Bidder hereby agree to the terms and conditions of the Contract Agreement (the "Contract") attached hereto and incorporated by reference into this Contract.

A. The Work.

The Contractor shall perform the work described in the Contract, including Extra Work, and shall be responsible for obtaining all necessary permits and licenses. The Contractor shall be responsible for obtaining all necessary permits and licenses. The Contractor shall be responsible for obtaining all necessary permits and licenses.

Comm-PASS

[Home](#) [Browse Contracts](#) [Contract Search](#) [Search Result](#)

QUICK QUOTES
SOLICITATIONS
CONTRACTS
FORUMS
BUSINESS DIRECTORY
JOIN
FED STIMULUS
RESOURCE CENTER

Document Number: 604521R
Issued By: Massachusetts Highway Department / Massachusetts Highway Department

Summary
Rules
Contacts
Forms & Terms
Vendors
Updates
Other Information

Document Title: BARNSTABLE - FAF# ERP-0012(922)X Resurfacing and Related Work on a Section of Route 6A
 Document Status: ACTIVE Version: 00000

Estimated Value (US\$): 2,584,082.76
 Estimated Units: Not Available

Start Date: 07/02/2009 12:00AM Last Changed Date: 07/21/2009 12:25PM
 End Date: 04/23/2011 11:59PM Award Date: 07/01/2009 11:59PM
 Max End Date: 04/23/2011 11:59PM

Comm-PASS Category: Construction-Heavy-Highway(Horizontal) / PROJECTS-HIGHWAY

Procurement Type: Restricted To Use By Issuing Entity Only
 Applicable Procurement Law: MGL c. 30, § 39M

Statewide Contract: No **Contains Federal Stimulus: Yes** Contains EPP: No
 Contains MBE/WBE/DBE/VBE: Yes Contains Prompt Pay Terms: No Seek Quotes:

Search Key Words: ARRA, Federal Stimulus, Transportation

Description: A Contract has been awarded to the low bidder, Lawrence-Lynch Corporation, in the amount of \$2,584,082.76 FAF# ERP-0012(922)X Resurfacing and Related Work on a Section of Route 6A - (ARRA Project)

Related Solicitation Number: 604521R

Quick Tips...

To inquire about a particular Solicitation, Contact or Bidder Forum, contact the person listed on the issue tab within the specific record.

Please note that all attachments contained in records of any Comm-PASS record are hereby incorporated by reference into the Solicitation, Bidder's Conference Forum, and resulting Contract, if any, of that record.

It is the responsibility of every bidder to check Comm-PASS for both Any addenda or modifications to a Solicitation to which they intend to bid by marking the "Last Changes" field on the Solicitation summary page to ensure that they have the most recent Solicitation files.

Any Bidder Forum records related to a Solicitation for which they intend to bid by using the Search for Bidder's Forum function on the Contract Business menu to ensure that they have access to information regarding



Jobs Data for Individual Projects (WA)

- The objective of ARRA is to address mounting unemployment through job creation and retention.

Multiple Construction Season Projects			
Active Project	WSDOT Recovery Act Projects	Total Funding	Estimated Impact: Direct, Indirect, & Induced Jobs
	I-405/NE 195th St to SR 527 - NB Widening	\$50,987,267	345
	I-405/NE 8th St to SR 520 Braided Ramps - Interchange Improvements	\$278,577,524	925
	I-5/Marysville to Stillaguamish River - ITS	\$2,551,021	15
	I-5/North Kelso to Castle Rock Stage 2 - Concrete Pavement Rehab	\$8,270,195	55
	I-5/Port of Tacoma Rd to King Co Line - Add HOV Lanes	\$75,745,304	285
	I-5/SR 16/EB Nalley Valley - Add HOV	\$106,817,168	625
	I-5/SR 501 Ridgefield Interchange - Rebuild Interchange	\$30,000,000	195
X	I-5/SR 532 Vic to Starbird Road Vic - Concrete Rehab	\$9,200,000	45
X	I-82/Valley Mall Blvd Interchange - Rebuild Interchange	\$36,555,063	165
X	I-90/Lake Easton Vic to Big Creek Br Vic EB - Replace/Rehab Concrete	\$23,482,143	120
X	I-90/Lake Easton Vic to Bullfrog Rd I/C Vic WB - Replace Concrete	\$21,622,449	125
X	SR 433/Lewis and Clark Bridge - Superstructure Painting	\$50,000,000	230

These project estimates are based on financial information provided 5/28/09, and reflect refined project estimates. As such, some figures are lower than initial projections.

Estimated Total Jobs Created/Saved by All WSDOT Recovery Act Projects ~3700

Project Active = These projects currently have measured employment data to report as of 6/8/09.

This includes information pertaining to both state employees and information provided by contractors where applicable.

Last revised on July 06, 2009



Centralization of Data (MD)



STATESTAT

Problem Set • Maryland Gov • United States • State Agencies • Public Directory

Search

Print Page | Home | About Us

HOME REPORTS HISTORY GOVERNOR RECOVERY

Stimulus Statistics

Map Last Updated: 08/21/2009

Find Your Address: STATEWIDE Show Individual Projects on Map

Transportation

MDOT is committed to addressing and its without ARRA and State funds are needed. One such issue is that of providing nearby choices for the efficient movement of people and goods. To further understand this issue and help, please click the below check box to display a map showing the percentage of people without vehicles and hence the need for accessible public and mass transit.

% Population Without a Vehicle

Baltimore City

- State Stimulus \$ 27,12,250
- Transportation \$ 7,700,000
- Transit - Local Transit \$ -
- Transit - BRT/RTA \$ 0
- Transit - MTA \$ 23,719,000
- Transit - Light Rail \$ 0
- Transit - Rail \$ 0
- Highway - State \$ 5
- Highway - Interstates \$ 5,200,000

Submit Feedback | Contact Us | Accessibility | Privacy Policy | Terms of Use
 Jeffrey Building, 4th Floor, 16 Francis St., Annapolis, MD 21401 - (410) 974-3601



Duration of Contract (New York City)

NYC Stat Stimulus Tracker
Mayor's Office of Operations

Search | Email Updates | Contact Us
Residents | Business | Visitors | Government | Office of the Mayor

TRANSLATE THIS PAGE | PRINTER FRIENDLY FORMAT | SET TEXT SIZE: A A A

Search
[Search Box]

Home
About
Funding Summary
Funding Details
- Infrastructure
- Energy Efficiency
- **Economic & Workforce Development**
- Health & Social Support
- Education
- Public Safety
- Neighborhood Stabilization
- Medicaid Relief
Additional Reports
Map
Resources
News and Information
Help
Contact NYCStat
NYCStat Home

Description:
Partnership with CUNY to provide training in key growth industries, including healthcare. [Click here](#) for a more detailed description of this project.

Stimulus Tracker ID: 301006

Funding Category: Economic and Workforce Development

Funding Source: Workforce Investment Act - Training and Employment Services

Stimulus Funding: \$4.35M

All Other Funding: \$0.40M

Primary City Agency: SBS

Estimated Jobs to be Created / Retained through Stimulus Funding (As of August 21, 2009):
N/A

Program Calendar

Date Funds Awarded by Fed/State	04/14/2009
Date Funds Announced by NYC	03/25/2009
Estimated Start Date	07/01/2009
Actual Start Date	07/01/2009
Interim Spending Deadline*	06/30/2010
Final Spending Deadline	09/30/2010

* 65% of funds must be spent by interim spending deadline
 > 1 day after estimated start date or deadline > 90 days after estimated start date or deadline

Contract Tracker
Track the progress of the City's contracting services here.

Payment Tracker
Track the progress of the City's payment of funds here.

Outcome / Report Tracker
Track outcomes in Quarterly Reports at [FederalReporting.gov](#).



Update & Correct Data

- Taxpayers have a right to up-to-date information on Recovery Act spending.
- Government has an obligation to check the data for inaccuracies by auditing it.



**Minnesota
Office of the Legislative Auditor**

"The auditor of Minnesota state government"



User-friendly (MD)

MARYLAND STATESTAT

HOME REPORTS HISTORY GOVERNOR RECOVERY

Stimulus Statistics Map Last Updated: 08/21/2009

Find Your Address: [input] [GO] [Statewide] Show Individual Projects on Map [GO]

Environment

Environment

(This number uses the top tier of expenditure)

Water Quality	1,107,101,660
Drinking Water	1,187,000,000

Drinking Water Project 37
Allocated: \$5,000,000
Involved: \$3

Baltimore City
\$1,107,101,660
\$1,187,000,000
\$3,220,000

EXPENDITURE FACTS ALL

General Inquiries | Contact Us Online | Accessibility | Privacy Policy | News & Events
Jeffrey Building, 4th Floor, 16 Francis, 3rd Annapolis, MD 21401 - (410) 974-3901




Why Transparency?

- States already have technical capacity; a GIS company distributed free templates to all levels of government which many states followed
- More eyes watching helps spot errors faster
- Levels playing field for companies
- Helps companies bid projects faster and know their market better
- Informs public and puts to rest public skepticism



Any Questions?



Additional Information: Go to www.accountablerecovery.org

STAR COALITION States for a Transparent and Accountable Recovery

Home About Blog Coalition Resources Contact

RECOVERY ACT INFO CENTER

- State Overviews
- Accountability
- Transportation
- Energy & Environment
- Safety Net & Job Training
- Education & Fiscal Relief


See what's happening in your state on Recovery Act accountability

Who We Are

STAR Coalition is a network of groups working at the state and local levels to ensure that the implementation of the American Recovery and Reinvestment Act of 2009 is transparent, accountable, fair and effective.

[Find Out More](#)

Coalition for an Accountable Recovery



Contact

Greg LeRoy

Executive Director

Good Jobs First

goodjobs@goodjobsfirst.org

www.goodjobsfirst.org

202-232-1616 x 211

Mike Dean

Common Cause MN

mdean@commoncause.org

612-605-7978

