

Table of Contents
Campaign Finance and Public Disclosure Board

Agency Profile 1

Agency Expenditure Overview 5

Agency Financing by Fund 6

Agency Change Summary 7

Campaign Finance and Public Disclosure Board

Agency Profile

<https://cfb.mn.gov>

AT A GLANCE

Campaign Finance Regulation and Disclosure

- Administers registration and reporting for about 850 candidates, 350 political party units, 450 political committees and funds, and 75 independent expenditure committees and funds.
- Approximately 5,500 campaign financial reports will be filed with the Board in 2024. All financial reports are made available for public review on the Board's website.
- Between 2000 and 2022, independent expenditures reported to and regulated by the Board increased from \$3.7 million to over \$63 million, an increase of about 1,700%.
- The Board will distribute over \$2 million in public subsidy payments to candidates for the Minnesota House in 2024.

Lobbyist Registration and Disclosure

- Administers registration and reporting for about 1,500 lobbyists.
- Approximately 4,500 lobbyist reports filed each year.
- In 2023, the 1,600 principals represented by lobbyists reported over \$96 million in expenditures to influence the official actions of public officials in Minnesota.
- In June of 2025 the Board will resume registration and reporting for lobbying political subdivisions throughout the state.

Public Officials Financial Disclosure

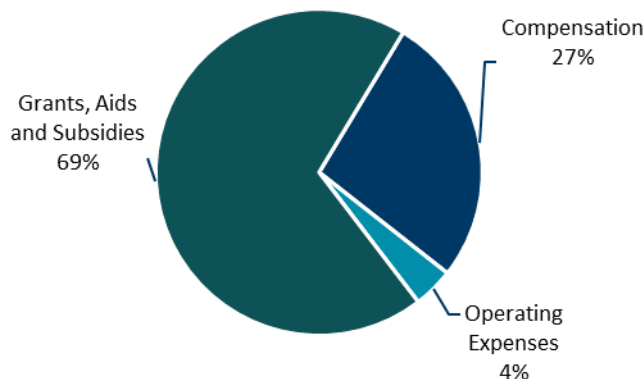
- Currently maintain economic interest disclosure for about 3,100 public official positions. Disclosure reported to the Board now includes county commissioners and judges.

PURPOSE

The Board's mission is to promote public confidence in state government decision-making through development, administration, and enforcement of disclosure and public financing programs that will ensure public access to, and understanding of, information filed with the Board.

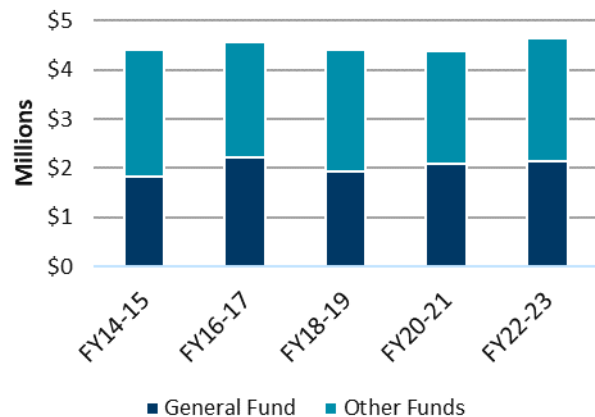
BUDGET

**Spending by Category
FY 2023 Actual**



Source: Budget Planning & Analysis System (BPAS)

Historical Spending



Other Funds represents public subsidy payments. Public subsidy funds are derived from a statutory general fund appropriation and transfers to the special revenue fund based on political party check-off by individuals on state income and property tax forms. (M.S. 10A.31)

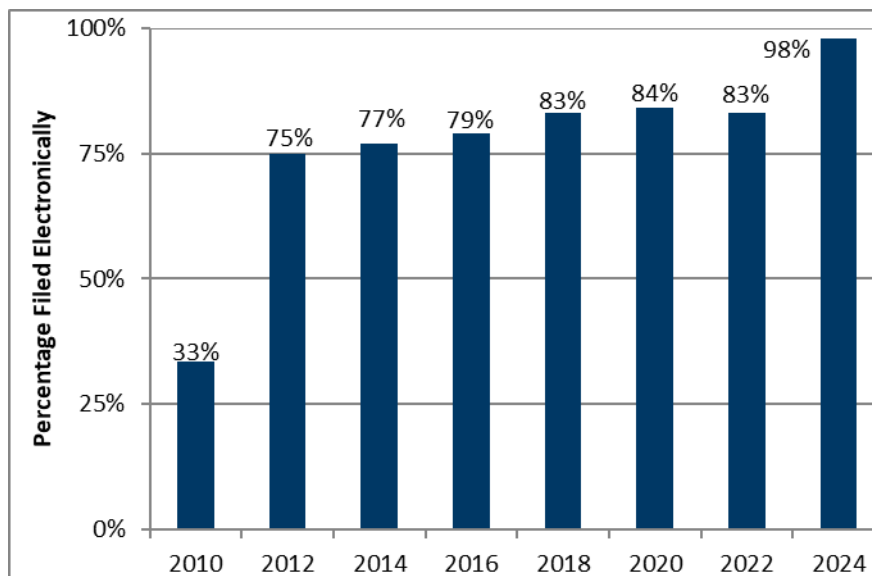
STRATEGIES

The Campaign Finance and Public Disclosure Board achieves its mission using these strategies:

- Facilitate easier and more universal compliance with Chapter 10A (Minnesota’s campaign finance and public disclosure statutes) by providing strong support for treasurers, most of whom are volunteers, and for other filers so that they can understand and meet the obligations of their positions.
- Cultivate an environment of voluntary compliance by providing educational programs, publications, training, consultation, software, internet applications, and other aids to enable those governed by Chapter 10A to understand and comply with their statutory obligations.
- Provide consistent, non-partisan administration of the compliance and disclosure statutes so that regulated entities understand that when compliance is not voluntary, it will be required through agency action and to ensure that subjects of compliance procedures are treated fairly and impartially.
- Help citizens become better informed about public and private financing of election campaigns, the financial interests and possible conflict of interests of public officials, and about the associations that lobby in Minnesota. With access to campaign finance, economic interest statements, and lobbying data, citizens will have a higher level of confidence that elected and appointed officials’ decision-making is not unduly influenced by outside interests or the personal interest of the official.
- Provide transparency concerning money in Minnesota politics by publishing campaign finance and other data filed with the Board in easily accessible and meaningful formats for citizen use through its website, printed materials, and electronic communications.
- Ensure the integrity of the state’s program of partial public financing of political campaigns by determining eligibility, calculating amounts, and distributing public subsidy funding to qualified candidates and parties.
- The Board uses online reporting to gather and publish disclosure information to the public in a timely manner. Through the Board’s public disclosure of financial reports and statements, citizen confidence in state government is supported.

RESULTS

Measure: Quantity – Percentage of campaign finance reports filed electronically

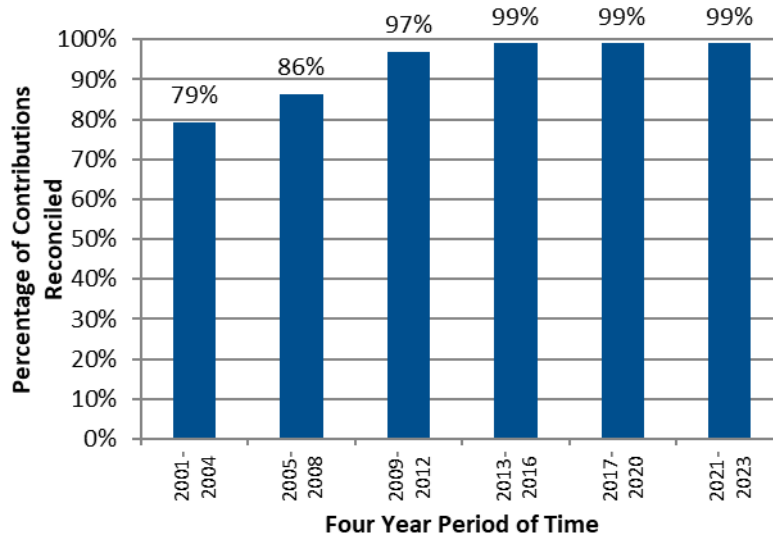


Outcome:

- Electronically filed reports are available for public inspection sooner than paper reports.
- The online application used to generate electronic reports also performs a compliance check on data entry, helping treasurers identify contributions that should not be accepted, and expenditures that are prohibited.

- The Board moved from a PC based program in 2022, to a web-based application in 2024. This change allowed committees with an Apple or Chrome computer to file use the Board’s application to file electronically. This resulted in a significant increase in the percentage of reports filed electronically.

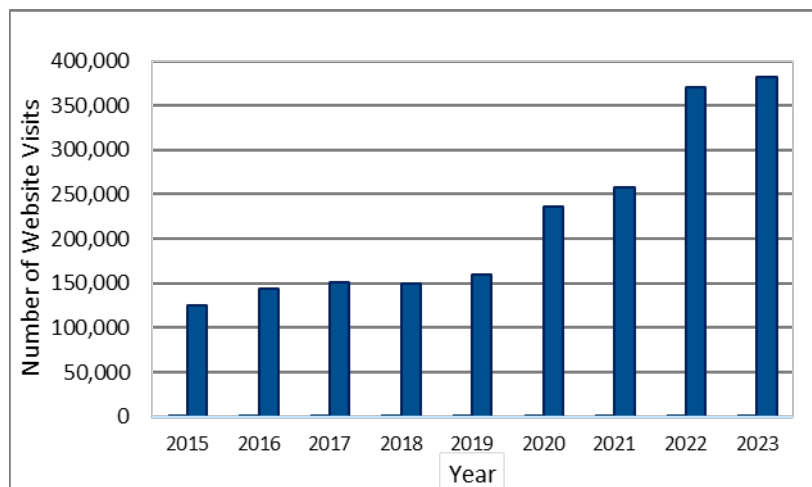
Measure: Quality – Accuracy of Campaign Finance Reports, Percentage of Campaign Contributions Made by Registered Committees that Reconcile with Recipient Committee Reports.



Outcome:

- Board staff conduct reconciliation audits to ensure that contributions reported by registered committees match the contributions reported as received. Identifying contributions that are not reported by recipient committee results in hundreds of amended reports to accurately reflect donations in state elections.
- Accurate campaign finance data is vital so that citizens and the media have a true picture of who is making contributions to influence elections in Minnesota.
- The reconciliation process provides an important tool to help the Board enforce the compliance requirements of Chapter 10A.

Measure: Results – Increasing the distribution of disclosure information collected by the Board. Desired result is to increase the number of visits to the Board’s website, and use the website as the primary way to distribute disclosure data to the public. Approach was to redesign the website navigation and increase the types of disclosure data available for download by the public. The measurement used is the increase in the number of distinct visits of visits to the Board’s website.



On January 24, 2025, the Minnesota Supreme Court held that 68 members are necessary to constitute a quorum of the House.
This document reflects proceedings that occurred before that decision was issued and are no longer active.
See *Simon v. Demuth*, No. A25-0066 (Minn. Jan. 24, 2025) (consolidated with *Hortman et al. v. Demuth et al.*, No. A25-0068) .

Outcome:

- Approximately a 300% increase in number of distinct visits to the website from 2015 to 2023.
- Twenty-six new data downloads (CSV files) developed so that interested members of the public have direct access to disclosure data.

Minnesota Statutes Chapter 10A provides the legal authority for the Campaign Finance and Public Disclosure Board. (<https://www.revisor.mn.gov/statutes/?id=10A>)

Campaign Finance and Public Disclosure Board

Agency Expenditure Overview

(Dollars in Thousands)

	Actual FY22	Actual FY23	Actual FY24	Estimate FY25	Forecast Base	
					FY26	FY27
<u>Expenditures by Fund</u>						
1000 - General	1,024	1,109	1,245	2,799	1,793	1,793
2001 - Other Misc Special Revenue	64	2,449	71	2,223	63	5,685
Total	1,088	3,558	1,317	5,022	1,856	7,478
Biennial Change				1,692		2,995
Biennial % Change				36		47
<u>Expenditures by Program</u>						
Campaign Finance & Publ Disc	1,088	3,558	1,317	5,022	1,856	7,478
Total	1,088	3,558	1,317	5,022	1,856	7,478
<u>Expenditures by Category</u>						
Compensation	941	949	996	1,267	1,310	1,348
Operating Expenses	83	148	251	1,512	473	435
Grants, Aids and Subsidies	63	2,449	70	2,223	63	5,685
Other Financial Transaction	1	12	0	20	10	10
Total	1,088	3,558	1,317	5,022	1,856	7,478
<u>Full-Time Equivalents</u>						
	7.75	8.18	7.70	10.40	10.40	10.40

Campaign Finance and Public Disclosure Board

Agency Financing by Fund

(Dollars in Thousands)

	Actual FY22	Actual FY23	Actual FY24	Estimate FY25	Forecast Base	
					FY26	FY27
1000 - General						
Balance Forward In		122		748		
Direct Appropriation	1,145	2,187	1,993	5,174	1,793	4,225
Open Appropriation	85	1,388	96	1,273	98	1,251
Transfers In	347		629			
Transfers Out	432	2,408	725	4,396	98	3,683
Cancellations		180				
Balance Forward Out	121		748			
Expenditures	1,024	1,109	1,245	2,799	1,793	1,793
Biennial Change in Expenditures				1,911		(458)
Biennial % Change in Expenditures				90		(11)
Full-Time Equivalents	7.75	8.18	7.70	10.40	10.40	10.40

2001 - Other Misc Special Revenue

Balance Forward In	993	670	629	24	2,186	2,222
Receipts	1	1	0	1	1	1
Transfers In	86	2,408	96	4,396	98	3,683
Transfers Out	347		629	12		57
Balance Forward Out	669	629	25	2,186	2,222	164
Expenditures	64	2,449	71	2,223	63	5,685
Biennial Change in Expenditures				(219)		3,454
Biennial % Change in Expenditures				(9)		151

Campaign Finance and Public Disclosure Board

Agency Change Summary

(Dollars in Thousands)

	FY25	FY26	FY27	Biennium 2026-27
Direct				
Fund: 1000 - General				
FY2025 Appropriations	3,071	3,071	3,071	6,142
Base Adjustments				
All Other One-Time Appropriations		(70)	(70)	(140)
Current Law Base Change		(190)	(190)	(380)
Minnesota Paid Leave Allocation		2	2	4
Forecast Open Appropriation Adjustment		(1,020)	1,412	392
November Forecast Adjustment	2,103			
Forecast Base	5,174	1,793	4,225	6,018
Open				
Fund: 1000 - General				
FY2025 Appropriations	1,345	1,345	1,345	2,690
Base Adjustments				
Forecast Open Appropriation Adjustment		(1,241)		(1,241)
November Forecast Adjustment	(72)	(6)	(94)	(100)
Forecast Base	1,273	98	1,251	1,349
Dedicated				
Fund: 2001 - Other Misc Special Revenue				
Planned Spending	2,223	63	5,685	5,748
Forecast Base	2,223	63	5,685	5,748
Revenue Change Summary				
Dedicated				
Fund: 2001 - Other Misc Special Revenue				
Forecast Revenues	1	1	1	2
Non-Dedicated				
Fund: 1000 - General				
Forecast Revenues	59	59	59	118